




2019 Catalog
Version 10.19



TOOLING FOR SWISS-TYPE CNC MACHINES

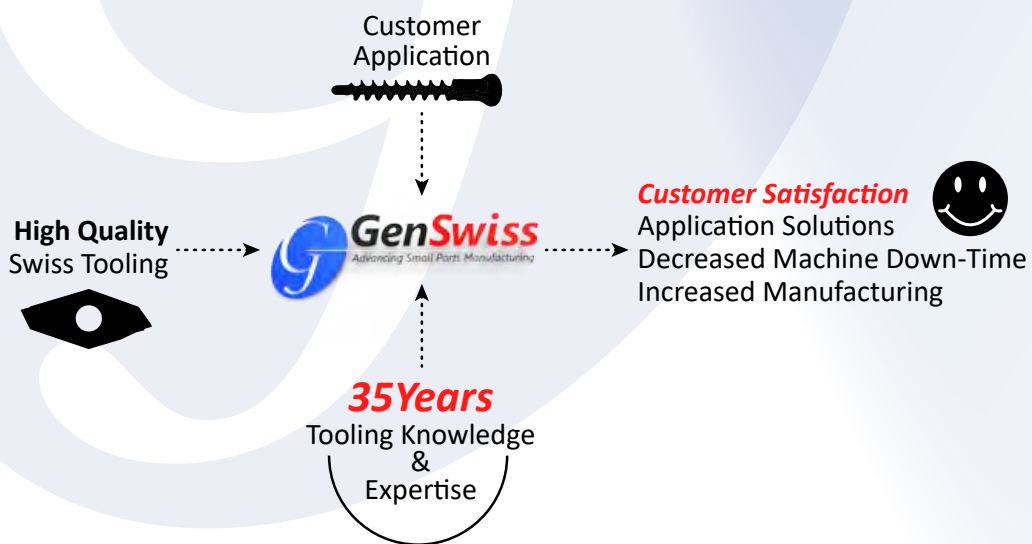
www.genswiss.com



Westfield, MA, USA

Genevieve Swiss Industries, Inc. brings to market unique high precision tools and accessories, advancing small parts manufacturing and enhancing Swiss-type machine processes. Our high quality product line of cutting tools, machine tool holders, and live spindles are imported from three of Switzerland's primarily world-class manufacturers: PCM Willen SA, UTILIS AG, and Louis Belet SA.

With more than 35-years of experience in the industry, GenSwiss aims to improve distribution efficiencies and increase manufacturing productivity. We strive to deliver products which meet or exceeds customer expectations, providing a reliable service with application solutions for YOUR critical small parts manufacturing.



Precision Tools

- High quality for extended tool life
- Quick setup times
- Low TIR's and tight tolerances
- Thousands of tools available
- Custom tooling available



Customer Service & Sales Team

- Our skilled staff is dedicated to providing you with the tooling and assistance you require
- The GenSwiss team visits our distributor network to support our partners and learn how we can better provide or improve the GenSwiss experience
- Instant access to our vendors' inventory allows our team to provide immediate lead times and pricing

Tooling Application Assistance

- 35 years of industry experience
- Knowledge of the benefits and disadvantages for all available tooling systems
- GenSwiss will find the right combination of tools for your application to optimize the best tool life with cost savings



Live Tooling Repairs & Restoration


- Live swiss machine attachments restored to factory specification
- PCM and major OEM brands: CITIZEN, STAR, TSUGAMI, TORNOS
- \$50.00 evaluation & inspection (effective January 1st, 2020)
- Save money by shipping to GenSwiss instead of overseas

ID TOOLING

Signature Series



ROTARY BROACHING
Pgs 6-19



MICRO BORING
Pgs 20-39



SPOT DRILLS
Pgs 40-41




Signature Series
MICRO REAMING
Pgs 42-45

Signature Series




MICRO DRILL
HOLDERS
Pg 46



MICRO DRILLS
& ENDMILLS
Pgs 47-73



LOUIS BELET
DRILLS, ENDMILLS, SAWS
Pgs 74-92



Signature Series
TOOLING EXPANSION
Pgs 93

Signature Series



COLLET SLEEVES
& CHUCKS
Pgs 94-101



EZR SWISS CLAMP
Pgs 102-103

Signature Series




TI-LOC[®]
MILL EXTENSIONS
Pgs 104-105




REGO-FIX
COLLETS & NUTS
Pgs 106-111

TURNING



3000 SERIES
INSERTS & HOLDERS
Pgs 112-139



1600 SERIES
INSERTS & HOLDERS
Pgs 140-167




ISO SERIES
INSERTS & HOLDERS
Pgs 168-223



TOP SERIES (WIPER)
INSERTS & HOLDERS
Pgs 224-236



multidec[®] SHORT
INSERT HOLDERS
Pgs 237-239



COOLANT WEDGES
& ACCESSORIES
Pgs 240-246



BACKTOOLS
Pgs 247-262



THREAD WHIRLING
Pgs 263-273

SPECIALIZED TOOLING & PRODUCTS

Signature Series



KNURLING
Pgs 274-277

Signature Series



TI-LOC® MILL
EXTENSIONS & ARBORS
Pgs 278-279

Signature Series



SAW ARBORS
Pgs 280-282



Saw
Pg 283

Signature Series



KENNAMETAL,
ESCOMATIC,
WILLEMING MACODEL
& BUMOTEC
Pgs 284-285



CUTTING OIL
Pgs 286-287



PERFECT ZERO
VISUAL ALIGNMENT
Pgs 288-289



Mi-JET
PARTS CLEANER
Pgs 290

Signature Series



MAGNETIC
FINISHING
Pgs 291



EJECTOR PINS
Pgs 292-295

LIVE TOOLING - SPINDLES & ATTACHMENTS



CITIZEN
Pgs 298-337



TORNOS
Pgs 338-342



TSUGAMI
Pgs 343-347



STAR
Pgs 348-353

ROTARY BROACHING GUIDE



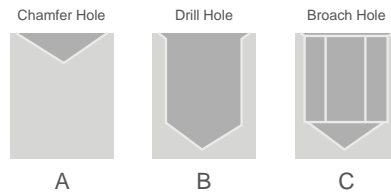
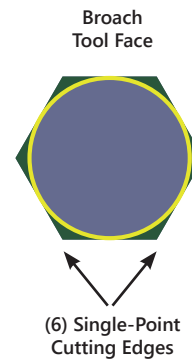
Rotary Broaching is a fast and easy method of producing polygonal drive features in turned parts. Genevieve Swiss offers Premium Rotary Broaching products from PCM, the European industry leader in rotary broaching tools.



A Guide To Internal Rotary Broaching

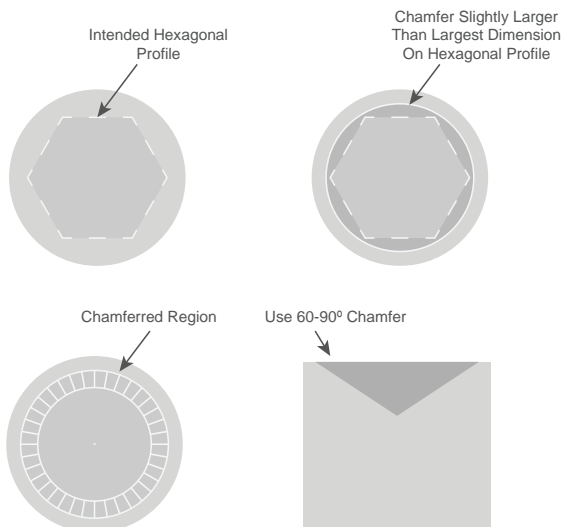
During the rotary broach operation, the broach tool approaches the work piece at a small angle. The tool spins synchronously with the part, creating a wobble effect that causes the leading cutting edge to rotate in and out of the cut like a cam. This method shapes internal and external polygonal profiles at a single-point. Compared to punch forming, which shapes the entire profile at once, rotary broaching requires 80% less force, offers increased tool life, and lowers machine maintenance cost over time.

The advantages offered by rotary broaching result from proper preparation prior to the broaching operation. The most important part of this preparation includes drilling a hole which allows for broached material to accumulate, preventing damage to the broach tool and machine. Continue with the guide below for some important tips on rotary broaching.



Preparing To Broach A Hole

First, prepare the hole with a 60° - 90° chamfer slightly bigger than the largest dimension of the broach tool. A chamfer provides a guide for the broach tool.

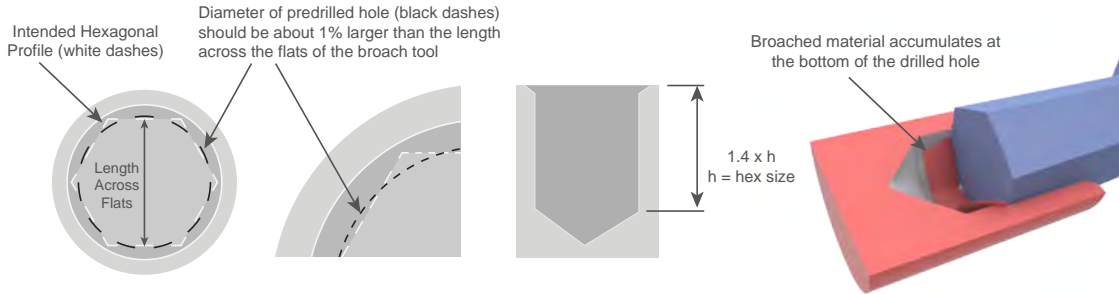


GenSwiss Spot Drills
Pgs. 44-45



Drilling The Hole


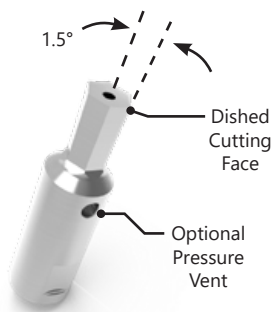
For internal broaching, the diameter of the hole should be 1 percent larger than the diameter across the flats of the broach's hex shape and drilled as deep as possible. A depth of 1.3 to 1.5 times the depth of the broached profile is recommended. Drilling to this depth is vital, leaving room for material accumulation during the broaching process. If material accumulates during the drilling process, re-drill the hole with a smaller drill.



If A Drill Radius Is Not Allowed

Many medical and aerospace applications do not allow for a drill radius along the broached walls of the part. When exact concentricity is required, chamfer, drill, and then pre-bore the hole. Using a micro bore allows for extra control and accuracy. The use of a drill might lead to inaccuracies due to deflection and other conditions.

NOTE: Broaching into a tight hole will not allow air or coolant to escape, resulting in a build up of pressure. This can cause the part or tool to push back, damaging the tool or machine. Use a GenSwiss broach that has a pressure relief vent.



Broaching The Hole

Rotary broach holders hold the broach tool at a 1° angle relative to the centerline of the work piece, allowing for high speed applications from 1,500 rpm up to 3,000 rpm. As the broach holder rotates, the broach tool is thrust into the pre-drilled hole.



The cutting edges of the broach can dig into the part face as the tool comes into contact with the rotating material. At higher speeds, this dig mark is more pronounced and tool life suffers. For best results, start the broach operation at a slow rotation, and then increase the speed when it is in full contact. Reversing the spindle rotation halfway into the part can reduce spiraling.

The feed rate mainly depends on the material characteristics. In mild steel, 0.0012 to 0.0024 inches per revolution is recommended. If the machine thrust force is sufficient, the feed can be doubled as machinability increases. In most cases the maximum feed rate should not exceed 0.03 times the profile diameter. A slower feed rate will produce an improved finish with finer lines along the sidewalls of the broached hole. By increasing the feed rate, the cutting cycle will be faster, but the broaching lines will be more pronounced, leaving a coarse finish.

Give GenSwiss A Call For More Information On Rotary Broaching



2150 Series Rotary Broach Holder

This rotary broach holder is ideal for micro broaching applications and is for use on the smallest of CNC Swiss machines or older cam-style screw machines. Recommended for broaching profiles smaller than 2mm in diameter.

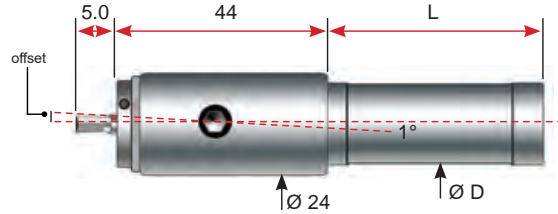
Eccentric Spindle Design:

This unit is designed off-center. An X-axis offset must be programmed to align the center of the broach with the center of the work piece. This special design enables broaching under 2 mm.

- Max thrust force: 112lbs
- Uses 5mm shank Broaches
- For micro broaching .078" (2mm) & under

**SMALLEST ROTARY BROACH HOLDER
AVAILABLE TO THE INDUSTRY**

Item No.	Description	D	L
3010-000110	RBH-2150-190-038	.750in	1.5in
3010-000138	RBH-2150-070-030	7mm	30mm
3010-000107	RBH-2150-080-030	8mm	30mm
3010-000108	RBH-2150-100-038	10mm	38mm
3010-000128	RBH-2150-120-038	12mm	38mm
3010-000109	RBH-2150-160-038	16mm	38mm
3010-000111	RBH-2150-200-038	20mm	38mm

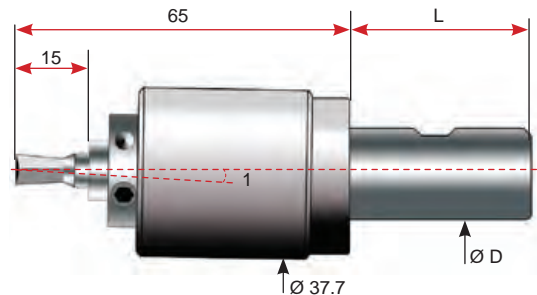



2100 Series Rotary Broach Holder

Swiss-type broach holder designed for easy setup and centering of the tool to the work piece on CNC Swiss machines and gang lathes. Eliminates the need to indicate the holder to center when used with qualified OAL 8mm shank broach tools. Recommended profile size range for this holder is .050" to .375"

- Max thrust force: 900lbs
- Uses 8mm shank broaches
- Recommended profile size .050" to 0.375"

Item No.	Description	D	L
3010-000100	RBH-2100-158	.625in	1.5in
3010-000104	RBH-2102	.750in	1.5in
3010-000105	RBH-2104	1.00in	1.5in
3010-000101	RBH-2100-16	16mm	38mm
3010-000103	RBH-2101	20mm	38mm
3010-000133	RBH-2103	25mm	38mm





The Original

Swiss-Type Rotary Broach Holder

- Max thrust force: 2250lbs
- Uses 8x28mm broaches
- Recommended profile size .050" to .375"



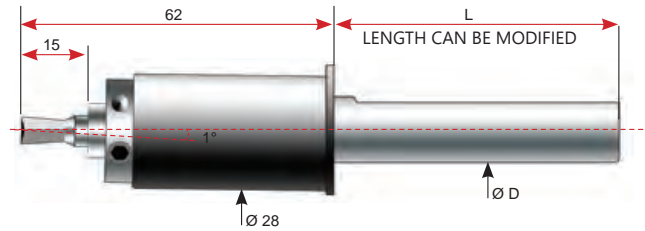
2160 Series Rotary Broach Holder

The ORIGINAL & best choice for Swiss machines and precision lathes. The 2160 series Swiss-type rotary broach holder is the premier choice for performing broaching applications in your Swiss-type CNC machine or gang-style lathe. Eliminates the need to indicate for center location. Recommended profile size range for this holder is .050" to .375"

Key Features

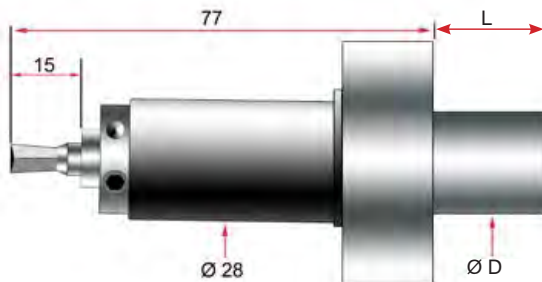
- No center indicating required
- Ideal for medical & aerospace fastener applications
- Low profile; fits machines with minimal interference
- Shank length is customizable, No need for bushings
- short head length is ideal for sub-spindle applications
- Longer OAL broach tools can be used by adjusting X-axis

Item No.	Description	D	L
3010-000113	RBH-2160-158-038	.625in	1.50in
3010-000115	RBH-2160-190-100	.750in	4.00in
3010-000119	RBH-2160-254-120	1.00in	4.75in
3010-000112	RBH-2160-120-038	12mm	38mm
3010-000147	RBH-2160-140-038	14mm	38mm
3010-000114	RBH-2160-160-038	16mm	38mm
3010-000116	RBH-2160-200-100	20mm	100mm
3010-000117	RBH-2160-220-100	22mm	100mm
3010-000136	RBH-2160-230-100	23mm	100mm
3010-000118	RBH-2160-250-120	25mm	120mm



2160 Series - Flange Mount For STAR Machines

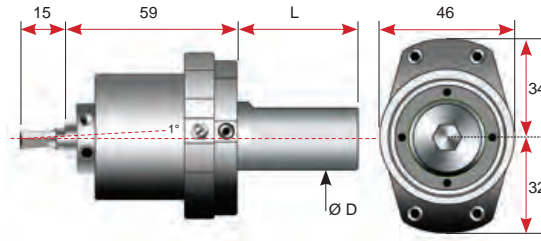
Item No.	Description	D	L	Machine Type
3010-000142	RBH-2160-160-038-MBG-T16	22mm	25mm	SR10, SR20, SR32, ECAS20




6180 / 6181 Series Holder

Adjustable Broaching holder designed for CNC Lathes & Turning centers. Can be adapted with a special die to produce external broach forms such as splines.

- Max thrust force: 2700lbs
- Uses 8mm shank broaches



Hex cap screws enable easier locking of adjustment settings



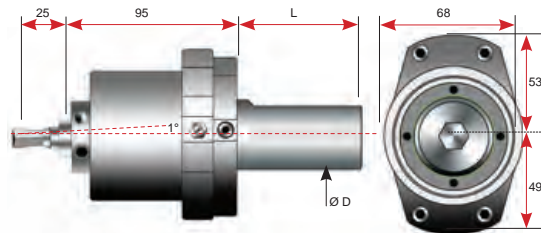
Four quadrant micro adjustability enables easiest center locating for better broach results

Shank Without Flats		Shank With Flats			
Item No.	Description	Item No.	Description	D	L
Call For Details	RBH-6180-158	3010-000123	RBH-6181-158-040	.625in	1.575in
Call For Details	RBH-6180-190	3010-000124	RBH-6181-190-040	.750in	1.575in
3010-000122	RBH-6180-254	3010-000125	RBH-6181-254-050	1.00in	1.970in
3010-000129	RBH-6180-317	3010-000135	RBH-6181-317	1.250in	2.365in
3010-000121	RBH-6180-160	Call For Details	RBH-6181-160	16mm	1.575in
Call For Details	RBH-6180-200	3010-000145	RBH-6181-200	20mm	1.575in
Call For Details	RBH-6180-250	Call For Details	RBH-6181-250	25mm	1.970in
Call For Details	RBH-6180-300	Call For Details	RBH-6181-300	30mm	2.365in
Call For Details	RBH-6180-320	3010-000139	RBH-6181-320-060	32mm	2.365in

6190 / 6191 Series Holder

Adjustable broaching holder designed for the largest of turning centers and CNC lathes. This broaching holder features a robust bearing configuration to withstand the high forces required to attain some of the largest of broach profiles.

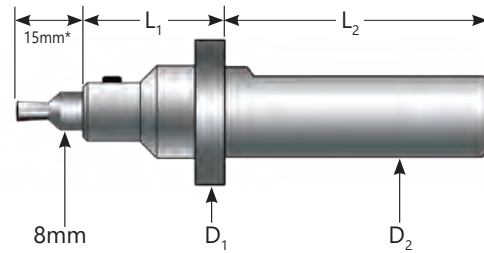
- Max thrust force: 9000lbs
- Uses 12mm shank broaches



Shank Without Flats		Shank With Flats			
Item No.	Description	Item No.	Description	D	L
3010-000137	RBH-6190-254	3010-000126	RBH-6191-254-055	1.000in	2.165in
3010-000131	RBH-6190-317	Call For Details	RBH-6191-317	1.250in	2.165in
		3010-000141	RBH-6191-381	1.500in	2.165in
		Call For Details	RBH-6191-444	1.750in	2.675in
		3010-000127	RBH-6191-508	2.000in	2.675in
Call For Details	RBH-6190-200	Call For Details	RBH-6191-200	20mm	2.165in
		3010-000130	RBH-6191-220	22mm	2.165in
Call For Details	RBH-6190-250	Call For Details	RBH-6191-250	25mm	2.165in
Call For Details	RBH-6190-300	3010-000143	RBH-6191-300	30mm	2.165in
Call For Details	RBH-6190-320	Call For Details	RBH-6191-320	32mm	2.165in
		Call For Details	RBH-6191-350	35mm	2.165in
		Call For Details	RBH-6191-400	40mm	2.165in
		Call For Details	RBH-6191-450	45mm	2.675in
		3010-000140	RBH-6191-500	50mm	2.675in

Static Punch Holders

When special ID forms are required on your Swiss-style machining jobs, look to our static punch broach holders for ease of use, repeatability and rigidity. Able to position a broach form tool at a known location for timing or positioning of the broached profile.




*Only applies when standard 2110 series or 0828 series broaches are used

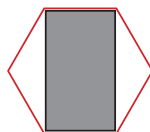
Item No.	Description	D ₁	D ₂	L ₁	L ₂
3011-000100	SBH-158250-125-8M	1.00in	.625in	1.25in	2.5in
3011-000101	SBH-190250-125-8M	1.00in	.750in	1.25in	2.5in
3011-000102	SBH-200250-125-8M	1.00in	20mm	1.25in	2.5in
3011-000103	SBH-220250-125-8M	1.00in	22mm	1.25in	2.5in
3011-000104	SBH-254250-125-8M	1.10in	1.00in	1.25in	2.5in

Punch Broach Tools

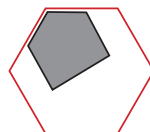
Possible Punch Shapes for Index Broaching:



Diamond Punch



Rectangular Punch




Single Point Punch



Partial Hexalobe



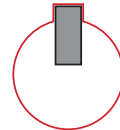
Square Punch



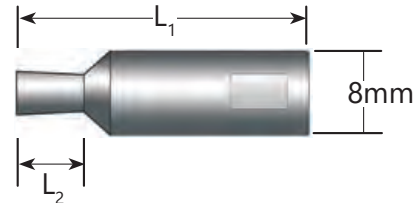
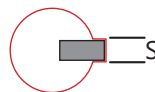
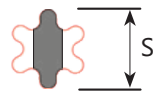
"D" Form Punch



Double "D" Punch



Keyway Shaper



Finished Shape	S	L ₁	L ₂
Square Hex 6-Lobe Key	See the diagrams for these dimensions		

Partial forms are quoted on request. Contact us about your application! Tools made from standard 8x28mm blanks can be rapidly delivered!

NEW

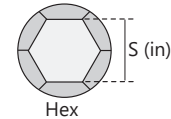
SIGNATURE SERIES ROTARY BROACH TOOLS

GenSwiss' premium rotary broach tools deliver consistent high-performance cutting for industries requiring the highest degree of standards. Each tool is precision ground to ultra-high standards and features geometries designed specifically for the material type in which each broach will be used. These tools are engineered and manufactured to be utilized in the aerospace industry, medical industry, or any industry requiring the highest standards for inspection.

- Available sizes: 1.5mm-5mm & 1/16in-3/8in
- Available materials: Proprietary GSX
- Available shapes: Hexagon

**BRAND NEW SERIES!!****Quality**

Superior
Premium
Standard

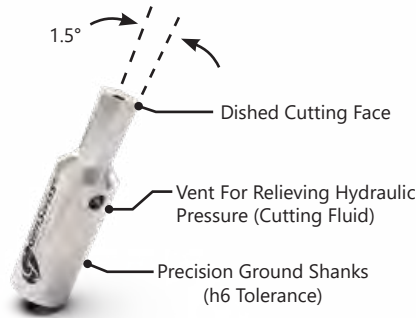


Signature Series Hexagon Broaches - 1 1/4 inch OAL

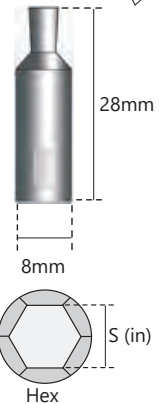
Item No.	Description	S _{min}	S _{max}	Nominal	Material	Vented
3008-000130	RBT-0832-01.280	0.0503	0.0507		GSX	
3008-000178	RBT-0832-01.300	0.0513	0.0529	1.3mm	GSX	
3008-000131	RBT-0832-01.529	0.0600	0.0604	1.5mm	GSX	
3008-000132	RBT-0832-01.600	0.0630	0.0635	1/16	GSX	
3008-000133	RBT-0832-01.983T	0.0781	0.0791	5/64	GSX	•
3008-000134	RBT-0832-02.030T	0.0795	0.0799	2mm	GSX	•
3008-000135	RBT-0832-02.039T	0.0801	0.0805		GSX	•
3008-000136	RBT-0832-02.400T	0.0939	0.0951	3/32	GSX	•
3008-000137	RBT-0832-02.420T	0.0949	0.0953		GSX	•
3008-000138	RBT-0832-02.540T	0.0996	0.1000	2.5mm	GSX	•
3008-000139	RBT-0832-02.555T	0.1004	0.1008		GSX	•
3008-000140	RBT-0832-02.780T	0.1094	0.1111	7/64	GSX	•
3008-000141	RBT-0832-03.020T	0.1189	0.1193	3mm	GSX	•
3008-000142	RBT-0832-03.210T	0.1262	0.1266	1/8	GSX	•
3008-000143	RBT-0832-03.530T	0.1390	0.1394		GSX	•
3008-000144	RBT-0832-03.550T	0.1394	0.1398		GSX	•
3008-000145	RBT-0832-03.553T	0.1395	0.1399		GSX	•
3008-000146	RBT-0832-03.580T	0.1402	0.1409		GSX	•
3008-000147	RBT-0832-03.581T	0.1404	0.1410	9/64	GSX	•
3008-000148	RBT-0832-03.968T	0.1563	0.1586	5/32	GSX	•
3008-000149	RBT-0832-04.049T	0.1594	0.1600	4mm	GSX	•
3008-000179	RBT-0832-04.366T	0.1719	0.1743	11/64	GSX	•
3008-000150	RBT-0832-04.560T	0.1795	0.1799		GSX	•
3008-000151	RBT-0832-04.790T	0.1880	0.1892	3/16	GSX	•
3008-000152	RBT-0832-05.000T	0.1969	0.1976		GSX	•
3008-000153	RBT-0832-05.048T	0.1985	0.1990	5mm	GSX	•
3008-000154	RBT-0832-05.070T	0.1996	0.2000		GSX	•
3008-000180	RBT-0832-05.557T	0.2188	0.2218	7/32	GSX	•
3008-000181	RBT-0832-06.000T	0.2370	0.2399	6.0mm	GSX	•
3008-000155	RBT-0832-06.390T	0.2514	0.2518	1/4	GSX	•
3008-000156	RBT-0832-06.420T	0.2525	0.2530		GSX	•
3008-000157	RBT-0832-06.450T	0.2539	0.2545		GSX	•
3008-000158	RBT-0832-08.020T	0.3155	0.3160	5/16	GSX	•
3008-000159	RBT-0832-09.520T	0.3788	0.3794	3/8	GSX	•

Recommended Depth of Cut = 1.5xS

NEW



Special Sizes Epedited For FAST DELIVERY!



Quality

Superior
Premium
Standard

Signature Series Hexagon Broaches - 28mm OAL

Item No.	Description	S _{min}	S _{max}	Nominal	Material	Vented
3008-000100	RBT-0828-01.280	0.0503	0.0507		GSX	
3008-000174	RBT-0828-01.300	0.0513	0.0529	1.3mm	GSX	
3008-000101	RBT-0828-01.529	0.0600	0.0604	1.5mm	GSX	
3008-000102	RBT-0828-01.600	0.0630	0.0635	1/16	GSX	
3008-000103	RBT-0828-01.983T	0.0781	0.0791	5/64	GSX	•
3008-000104	RBT-0828-02.030T	0.0795	0.0799	2mm	GSX	•
3008-000105	RBT-0828-02.039T	0.0801	0.0805		GSX	•
3008-000106	RBT-0828-02.400T	0.0939	0.0951	3/32	GSX	•
3008-000107	RBT-0828-02.420T	0.0949	0.0953		GSX	•
3008-000108	RBT-0828-02.540T	0.0996	0.1000	2.5mm	GSX	•
3008-000109	RBT-0828-02.555T	0.1004	0.1008		GSX	•
3008-000110	RBT-0828-02.780T	0.1094	0.1111	7/64	GSX	•
3008-000111	RBT-0828-03.020T	0.1189	0.1193	3mm	GSX	•
3008-000112	RBT-0828-03.210T	0.1262	0.1266	1/8	GSX	•
3008-000113	RBT-0828-03.530T	0.1390	0.1394		GSX	•
3008-000114	RBT-0828-03.550T	0.1394	0.1398		GSX	•
3008-000115	RBT-0828-03.553T	0.1395	0.1399		GSX	•
3008-000116	RBT-0828-03.580T	0.1402	0.1409		GSX	•
3008-000117	RBT-0828-03.581T	0.1404	0.1410	9/64	GSX	•
3008-000118	RBT-0828-03.968T	0.1563	0.1586	5/32	GSX	•
3008-000119	RBT-0828-04.049T	0.1594	0.1600	4mm	GSX	•
3008-000175	RBT-0828-04.366T	0.1719	0.1743	11/64	GSX	•
3008-000120	RBT-0828-04.560T	0.1795	0.1799		GSX	•
3008-000121	RBT-0828-04.790T	0.1880	0.1892	3/16	GSX	•
3008-000122	RBT-0828-05.000T	0.1969	0.1976		GSX	•
3008-000123	RBT-0828-05.048T	0.1985	0.1990	5mm	GSX	•
3008-000124	RBT-0828-05.070T	0.1996	0.2000		GSX	•
3008-000176	RBT-0828-05.557T	0.2188	0.2218	7/32	GSX	•
3008-000177	RBT-0828-06.000T	0.2370	0.2399	6.0mm	GSX	•
3008-000125	RBT-0828-06.390T	0.2514	0.2518	1/4	GSX	•
3008-000126	RBT-0828-06.420T	0.2525	0.2530		GSX	•
3008-000127	RBT-0828-06.450T	0.2539	0.2545		GSX	•
3008-000128	RBT-0828-08.020T	0.3155	0.3160	5/16	GSX	•
3008-000129	RBT-0828-09.520T	0.3788	0.3794	3/8	GSX	•


Recommended Depth of Cut = 1.5xS

2110 Series Hexagon Broaches - HiCo8 Grade

Use With: 2100, 2160 & 6180 Series Rotary Broach Holders

Quality

Superior
Premium
Standard




Item No.	Description	S _{min}	S _{max}	Vent Hole	For Titanium	Material
3005-000375	RBT-2110-01.21H	0.0474	0.0480			HiCo8
3005-000100	RBT-2110-01.21H-Ti	0.0474	0.0480		•	HiCo8
3005-000101	RBT-2110-01.27H-1-Ti	0.0498	0.0502		•	HiCo8
3005-000381	RBT-2110-01.28H-NF	0.0503	0.0507			HiCo8
3005-000102	RBT-2110-01.28H-Ti	0.0503	0.0507			HiCo8
3005-000388	RBT-2110-01.29H-NF	0.0506	0.0510			HiCo8
3005-000362	RBT-2110-01.35H	0.0512	0.0551			HiCo8
3005-000351	RBT-2110-01.503H	0.0590	0.0594			HiCo8
3005-000104	RBT-2110-01.506H-Ti	0.0590	0.0594		•	HiCo8
3005-000105	RBT-2110-01.524H-1-Ti	0.0598	0.0602		•	HiCo8
3005-000322	RBT-2110-01.529H	0.0600	0.0604			HiCo8
3005-000321	RBT-2110-01.529H-Ti	0.0600	0.0604		•	HiCo8
3005-000313	RBT-2110-01.534H	0.0602	0.0606			HiCo8
3005-000106	RBT-2110-01.539H-2-Ti	0.0604	0.0608			HiCo8
3005-000107	RBT-2110-01.60H-1	0.0630	0.0635		•	HiCo8
3005-000392	RBT-2110-01.616H-1-Ti	0.0635	0.0638			HiCo8
3005-000393	RBT-2110-01.616H-NF	0.0635	0.0638			HiCo8
3005-000383	RBT-2110-01.61H-NF	0.0630	0.0635			HiCo8
3005-000299	RBT-2110-01.72H	0.0675	0.0679			HiCo8
3005-000300	RBT-2110-01.72H-1-Ti	0.0675	0.0679			HiCo8
3005-000108	RBT-2110-01.80H-1	0.0688	0.0728			HiCo8
3005-000295	RBT-2110-01.828HT	0.0713	0.0720	•		HiCo8
3005-000395	RBT-2110-01.984HT-NF	0.0777	0.0785	•		HiCo8
3005-000363	RBT-2110-01.98H	0.0793	0.0797			HiCo8
3005-000364	RBT-2110-01.98HT	0.0793	0.0797	•		HiCo8
3005-000360	RBT-2110-01.98HT-1-Ti	0.0793	0.0797	•		HiCo8
3005-000109	RBT-2110-01.98H-Ti	0.0793	0.0797			HiCo8
3005-000385	RBT-2110-01.98HT-NF	0.0793	0.0797	•		HiCo8
3005-000234	RBT-2110-01.994H	0.0780	0.0790			HiCo8
3005-000328	RBT-2110-02.006HT	0.0786	0.0794	•		HiCo8
3005-000345	RBT-2110-02.034H	0.0799	0.0803			HiCo8
3005-000347	RBT-2110-02.034HT	0.0799	0.0803	•		HiCo8
3005-000346	RBT-2110-02.034H-Ti	0.0799	0.0803		•	HiCo8
3005-000289	RBT-2110-02.039H	0.0801	0.0805			HiCo8
3005-000293	RBT-2110-02.039H-1-Ti	0.0801	0.0805		•	HiCo8
3005-000361	RBT-2110-02.03H	0.0795	0.0799			HiCo8
3005-000110	RBT-2110-02.03HT	0.0795	0.0799	•		HiCo8
3005-000318	RBT-2110-02.042H-Ti	0.0802	0.0806		•	HiCo8
3005-000342	RBT-2110-02.232H	0.0881	0.0877			HiCo8

Recommended Depth of Cut = 1.5xS

Quality

Superior
Premium
Standard



Item No.	Description	S _{min}	S _{max}	Vent Hole	For Titanium	Material
3005-000343	RBT-2110-02.232H-1-Ti	0.0877	0.0881		•	HiCo8
3005-000344	RBT-2110-02.232HT	0.0881	0.0877	•		HiCo8
3005-000334	RBT-2110-02.26H-1-Ti	0.0887	0.0893		•	HiCo8
3005-000340	RBT-2110-02.284H-1-Ti	0.0897	0.0901		•	HiCo8
3005-000330	RBT-2110-02.402HT-1	0.0944	0.0948	•		HiCo8
3005-000331	RBT-2110-02.402H-Ti	0.0944	0.0948		•	HiCo8
3005-000112	RBT-2110-02.40HT	0.0939	0.0951	•		HiCo8
3005-000304	RBT-2110-02.428H	0.0954	0.0958			HiCo8
3005-000113	RBT-2110-02.42H	0.0949	0.0953			HiCo8
3005-000329	RBT-2110-02.42HT	0.0949	0.0953	•		HiCo8
3005-000332	RBT-2110-02.43H-1	0.0952	0.0962			HiCo8
3005-000114	RBT-2110-02.43H-1-Ti	0.0952	0.0962		•	HiCo8
3005-000249	RBT-2110-02.45HT	0.0962	0.0966	•		HiCo8
3005-000352	RBT-2110-02.46H-Ti	0.0970	0.0974			HiCo8
3005-000115	RBT-2110-02.505H-1	0.0983	0.0990		•	HiCo8
3005-000116	RBT-2110-02.505HT-1-Ti	0.0983	0.0990	•	•	HiCo8
3005-000117	RBT-2110-02.53H-1	0.0992	0.0996		•	HiCo8
3005-000118	RBT-2110-02.53HT	0.0992	0.0996	•		HiCo8
3005-000229	RBT-2110-02.545HT-Ti	0.1000	0.1004	•		HiCo8
3005-000120	RBT-2110-02.54H-1-Ti	0.0996	0.1000		•	HiCo8
3005-000121	RBT-2110-02.54HT-1-Ti	0.0996	0.1000	•	•	HiCo8
3005-000122	RBT-2110-02.555H	0.1004	0.1008			HiCo8
3005-000123	RBT-2110-02.555HT	0.1004	0.1008	•		HiCo8
3005-000124	RBT-2110-02.57H	0.1009	0.1013			HiCo8
3005-000125	RBT-2110-02.57HT	0.1004	0.1012			HiCo8
3005-000333	RBT-2110-02.66H-1-Ti	0.1045	0.1051		•	HiCo8
3005-000242	RBT-2110-02.67HT	0.1053	0.1063	•		HiCo8
3005-000341	RBT-2110-02.685H-1-Ti	0.1055	0.1059		•	HiCo8
3005-000382	RBT-2110-02.79HT-NF	0.1090	0.1110	•		HiCo8
3005-000315	RBT-2110-02.813-NF	0.1105	0.1110			HiCo8
3005-000355	RBT-2110-02.81H	0.1104	0.1108			HiCo8
3005-000327	RBT-2110-02.81HT	0.1104	0.1108	•		HiCo8
3005-000126	RBT-2110-02.845GS	0.1070	0.1120			HiCo8
3005-000377	RBT-2110-02.852HT	0.1120	0.1126	•		HiCo8
3005-000127	RBT-2110-02.93H	0.1130	0.1177			HiCo8
3005-000128	RBT-2110-03.012HT-1-Ti	0.1184	0.1188	•	•	HiCo8
3005-000396	RBT-2110-03.012HT-NF	0.1184	0.1188	•		HiCo8
3005-000129	RBT-2110-03.02H-1	0.1185	0.1193			HiCo8

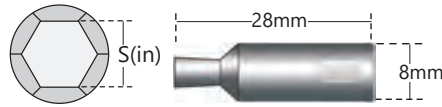
Recommended Depth of Cut = 1.5xS

2110 Series Hexagon Broaches - HiCo8 Grade

Use With: 2100, 2160 & 6180 Series Rotary Broach Holders

Quality

Superior
Premium
Standard




Item No.	Description	S _{min}	S _{max}	Vent Hole	For Titanium	Material
3005-000335	RBT-2110-03.02HT	0.1185	0.1193			HiCo8
3005-000130	RBT-2110-03.02HT-8S	0.1220	0.1230	•		HiCo8
3005-000131	RBT-2110-03.037HT-1-Ti	0.1194	0.1198	•	•	HiCo8
3005-000240	RBT-2110-03.043HT	0.1196	0.1200	•		HiCo8
3005-000132	RBT-2110-03.045HT	0.1189	0.1209	•		HiCo8
3005-000255	RBT-2110-03.04H	0.1193	0.1200			HiCo8
3005-000231	RBT-2110-03.04HT	0.1189	0.1209	•		HiCo8
3005-000239	RBT-2110-03.063HT	0.1204	0.1208	•		HiCo8
3005-000133	RBT-2110-03.08H	0.1211	0.1216			HiCo8
3005-000134	RBT-2110-03.08HT	0.1211	0.1216	•		HiCo8
3005-000136	RBT-2110-03.17H	0.1280	0.1287			HiCo8
3005-000379	RBT-2110-03.17HT	0.1280	0.1287	•		HiCo8
3005-000370	RBT-2110-03.182HT	0.1250	0.1256	•		HiCo8
3005-000137	RBT-2110-03.212HT	0.1263	0.1265	•		HiCo8
3005-000138	RBT-2110-03.21H	0.1262	0.1266			HiCo8
3005-000139	RBT-2110-03.21HT	0.1262	0.1266	•		HiCo8
3005-000373	RBT-2110-03.22HT-NF	0.1265	0.1270	•		HiCo8
3005-000232	RBT-2110-03.245HT-Ti	0.1275	0.1280	•	•	HiCo8
3005-000391	RBT-2110-03.492HT-1-Ti	0.1370	0.1380	•	•	HiCo8
3005-000339	RBT-2110-03.492H-Ti	0.1370	0.1380		•	HiCo8
3005-000324	RBT-2110-03.536HT	0.1390	0.1394	•		HiCo8
3005-000323	RBT-2110-03.536HT-Ti	0.1390	0.1394	•	•	HiCo8
3005-000140	RBT-2110-03.53H-1	0.1385	0.1394			HiCo8
3005-000141	RBT-2110-03.53HT-1-Ti	0.1385	0.1394	•	•	HiCo8
3005-000384	RBT-2110-03.53HT-NF	0.1385	0.1394	•		HiCo8
3005-000368	RBT-2110-03.546HT-Ti	0.1391	0.1396	•	•	HiCo8
3005-000294	RBT-2110-03.548HT	0.1395	0.1399	•		HiCo8
3005-000301	RBT-2110-03.548HT-1-Ti	0.1395	0.1399	•	•	HiCo8
3005-000292	RBT-2110-03.54HT-1	0.1395	0.1399	•		HiCo8
3005-000350	RBT-2110-03.555HT-1-Ti	0.1398	0.1402	•	•	HiCo8
3005-000394	RBT-2110-03.556HT-NF	0.1390	0.1410	•		HiCo8
3005-000142	RBT-2110-03.55H-1-Ti	0.1394	0.1398		•	HiCo8
3005-000374	RBT-2110-03.55HT	0.1394	0.1398	•		HiCo8
3005-000143	RBT-2110-03.55HT-1-Ti	0.1394	0.1398	•	•	HiCo8
3005-000241	RBT-2110-03.56H	0.1400	0.1405			HiCo8
3005-000366	RBT-2110-03.56HT	0.1400	0.1405	•		HiCo8
3005-000367	RBT-2110-03.56HT-1-Ti	0.1400	0.1405	•	•	HiCo8
3005-000365	RBT-2110-03.56H-Ti	0.1400	0.1405		•	HiCo8
3005-000230	RBT-2110-03.57H	0.1404	0.1409			HiCo8

Recommended Depth of Cut = 1.5xS

Quality

Superior
Premium
Standard



Item No.	Description	S _{min}	S _{max}	Vent Hole	For Titanium	Material
3005-000233	RBT-2110-03.57HT-R12	0.1404	0.1409	•		HiCo8
3005-000145	RBT-2110-03.57HT-Ti	0.1404	0.1409	•	•	HiCo8
3005-000144	RBT-2110-03.58H	0.1402	0.1409			HiCo8
3005-000325	RBT-2110-03.58HT	0.1402	0.1409	•		HiCo8
3005-000378	RBT-2110-03.598HT	0.1414	0.1419	•		HiCo8
3005-000356	RBT-2110-03.608HT	0.1416	0.1425	•		HiCo8
3005-000357	RBT-2110-03.608HT-1-Ti	0.1416	0.1425	•	•	HiCo8
3005-000369	RBT-2110-03.608HT-NF	0.1416	0.1425	•		HiCo8
3005-000297	RBT-2110-03.616HT-1	0.1421	0.1426	•		HiCo8
3005-000296	RBT-2110-03.616H-Ti	0.1421	0.1426		•	HiCo8
3005-000298	RBT-2110-03.616HT-Ti	0.1421	0.1426	•	•	HiCo8
3005-000146	RBT-2110-03.62H	0.1417	0.1425			HiCo8
3005-000302	RBT-2110-03.62HT-1-Ti	0.1417	0.1425	•	•	HiCo8
3005-000148	RBT-2110-03.63H	0.1425	0.1429			HiCo8
3005-000254	RBT-2110-03.63H-T	0.1425	0.1437	•		HiCo8
3005-000150	RBT-2110-03.64H	0.1430	0.1435			HiCo8
3005-000316	RBT-2110-03.739HT	0.1470	0.1474	•		HiCo8
3005-000320	RBT-2110-03.749HT	0.1472	0.1476	•		HiCo8
3005-000151	RBT-2110-03.80HT	0.1528	0.1534	•		HiCo8
3005-000152	RBT-2110-03.97H	0.1593	0.1600			HiCo8
3005-000153	RBT-2110-03.97HT	0.1594	0.1600	•		HiCo8
3005-000309	RBT-2110-03.99H	0.1567	0.1575			HiCo8
3005-000310	RBT-2110-03.99HT	0.1567	0.1575	•		HiCo8
3005-000154	RBT-2110-04.00H	0.1606	0.1612			HiCo8
3005-000397	RBT-2110-04.00HT-NF	0.1606	0.1612	•		HiCo8
3005-000286	RBT-2110-04.02HT-Ti	0.1580	0.1585	•	•	HiCo8
3005-000305	RBT-2110-04.089HT	0.1606	0.1614	•		HiCo8
3005-000155	RBT-2110-04.08HT-Ti	0.1604	0.1608	•	•	HiCo8
3005-000386	RBT-2110-04.15HT-NF	0.1615	0.1653	•		HiCo8
3005-000236	RBT-2110-04.42HT-Ti	0.1720	0.1760	•	•	HiCo8
3005-000248	RBT-2110-04.55HT-Ti	0.1792	0.1796	•	•	HiCo8
3005-000288	RBT-2110-04.56HT-Ti	0.1795	0.1799	•	•	HiCo8
3005-000156	RBT-2110-04.76H	0.1905	0.1911			HiCo8
3005-000157	RBT-2110-04.76HT	0.1905	0.1911	•		HiCo8
3005-000158	RBT-2110-04.79H	0.1880	0.1892			HiCo8
3005-000159	RBT-2110-04.79HT	0.1880	0.1892	•		HiCo8
3005-000387	RBT-2110-04.79HT-1-Ti	0.1880	0.1892	•	•	HiCo8
3005-000160	RBT-2110-04.820HT-1-Ti	0.1892	0.1898	•	•	HiCo8


Recommended Depth of Cut = 1.5xS

2110 Series Hexagon Broaches - HiCo8 Grade

Use With: 2100, 2160 & 6180 Series Rotary Broach Holders

Quality

Superior
Premium
Standard



Item No.	Description	S _{min}	S _{max}	Vent Hole	For Titanium	Material
3005-000161	RBT-2110-04.826H	0.1895	0.1900			HiCo8
3005-000162	RBT-2110-04.826HT-Ti	0.1895	0.1900	•	•	HiCo8
3005-000319	RBT-2110-05.011HT-Ti	0.1969	0.1977	•	•	HiCo8
3005-000389	RBT-2110-05.028H-NF	0.1975	0.1985			HiCo8
3005-000163	RBT-2110-05.048HT	0.1975	0.1985	•		HiCo8
3005-000164	RBT-2110-05.07H-1	0.1996	0.2000			HiCo8
3005-000274	RBT-2110-05.07HT	0.1996	0.2000	•		HiCo8
3005-000372	RBT-2110-05.125HT-1-Ti	0.2013	0.2022	•	•	HiCo8
3005-000311	RBT-2110-05.56H	0.2218	0.2225			HiCo8
3005-000312	RBT-2110-05.56HT	0.2218	0.2225	•		HiCo8
3005-000165	RBT-2110-05.57H	0.2191	0.2195			HiCo8
3005-000390	RBT-2110-05.606H-NF	0.2205	0.2209			HiCo8
3005-000166	RBT-2110-05.635H	0.2217	0.2221			HiCo8
3005-000306	RBT-2110-05.645H	0.2220	0.2224			HiCo8
3005-000307	RBT-2110-05.645HT	0.2220	0.2224	•		HiCo8
3005-000337	RBT-2110-05.994H	0.2356	0.2364			HiCo8
3005-000338	RBT-2110-05.994H-1-Ti	0.2356	0.2364		•	HiCo8
3005-000380	RBT-2110-05.994H-NF	0.2356	0.2364			HiCo8
3005-000336	RBT-2110-05.994HT	0.2356	0.2364	•		HiCo8
3005-000167	RBT-2110-06.05H	0.2374	0.2382			HiCo8
3005-000168	RBT-2110-06.09H	0.2396	0.2400			HiCo8
3005-000169	RBT-2110-06.26H-1	0.2461	0.2468			HiCo8
3005-000170	RBT-2110-06.35H	0.2539	0.2545			HiCo8
3005-000353	RBT-2110-06.38H-Ti	0.2510	0.2514		•	HiCo8
3005-000171	RBT-2110-06.39H	0.2514	0.2518			HiCo8
3005-000354	RBT-2110-06.42H-1-NF	0.2525	0.2530			HiCo8
3005-000172	RBT-2110-06.42H-1-Ti	0.2525	0.2530		•	HiCo8
3005-000326	RBT-2110-06.553H	0.2560	0.2600			HiCo8
3005-000317	RBT-2110-07.086	0.2765	0.2814			HiCo8
3005-000173	RBT-2110-07.17H	0.2820	0.2825			HiCo8
3005-000174	RBT-2110-07.236H	0.2847	0.2851			HiCo8
3005-000348	RBT-2110-07.236H-1-Ti	0.2847	0.2851		•	HiCo8
3005-000349	RBT-2110-07.236HT	0.2847	0.2851	•		HiCo8
3005-000175	RBT-2110-07.24GS	0.2840	0.2850			HiCo8
3005-000176	RBT-2110-07.94H-1	0.3124	0.3128			HiCo8
3005-000308	RBT-2110-07.94H-Ti	0.3124	0.3128		•	HiCo8
3005-000314	RBT-2110-07.965H	0.3134	0.3138			HiCo8
3005-000285	RBT-2110-07.97HT-8S	0.3120	0.3160			HiCo8
3005-000371	RBT-2110-08.02H	0.3155	0.3160			HiCo8
3005-000177	RBT-2110-08.02H-Ti	0.3155	0.3160		•	HiCo8
3005-000358	RBT-2110-08.102H	0.3186	0.3194			HiCo8
3005-000359	RBT-2110-08.102H-1-Ti	0.3186	0.3194		•	HiCo8
3005-000376	RBT-2110-08.255H	0.3250	0.3270			HiCo8
3005-000284	RBT-2110-08.496H	0.3343	0.3347			HiCo8
3005-000178	RBT-2110-09.52H	0.3788	0.3794			HiCo8
3005-000179	RBT-2110-09.76H	0.3840	0.3844			HiCo8

Recommended Depth of Cut = 1.5xS

2122 Series Hexalobular Broach Tools

Use With: 2100, 2160 & 6180 Series Holders

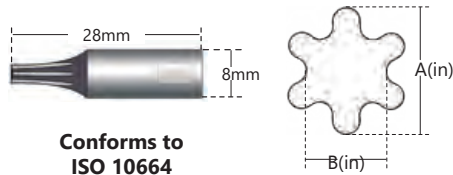
Quality

Superior
Premium
Standard



Item No.	Description	Socket	A	B
3005-000192	RBT-2122-T06	T6	.0688"	.0500"
3005-000194	RBT-2122-T08	T8	.0944"	.0688"
3005-000195	RBT-2122-T10	T10	.1102"	.0807"
3005-000196	RBT-2122-T15	T15	.1318"	.0944"
3005-000197	RBT-2122-T20	T20	.1555"	.1122"
3005-000199	RBT-2122-T25	T25	.1771"	.1279"
3005-000200	RBT-2122-T30	T30	.2204"	.1594"
3005-000201	RBT-2122-T40	T40	.2657"	.1909"
3005-000202	RBT-2122-T45	T45	.3122"	.2220"

Recommended Depth of Cut = 1.5xB



Conforms to
ISO 10664

2151 Series Broach Tools

Use With: 2150 Series Micro Broach Holder

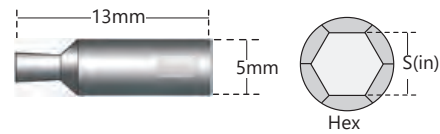
Quality

Superior
Premium
Standard



Item No.	Description	Hex Size	S
3005-000226	RBT-2151-100H	1.0mm	.040"
3005-000303	RBT-2151-150H	1.5mm	.060"
3005-000243	RBT-2151-200H	2.0mm	.078"
3005-000238	RBT-2151-251H	2.5mm	.098"
3005-000228	RBT-2151-300H	3.0mm	.121"

Custom Sizes and Tolerance Available

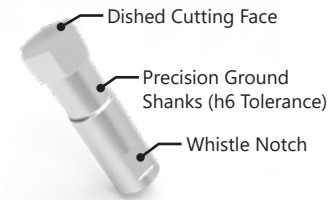


6150 Series Hexagon Broaches - HiCo8 Grade

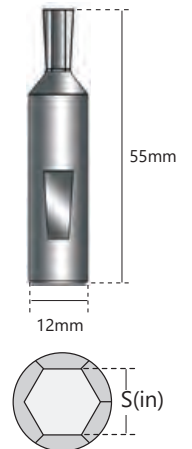
Item No.	Description	S _{min}	S _{max}
3005-000256	RBT-6150-03H	.1205"	.1212"
3005-000258	RBT-6150-04H	.1605"	.1612"
3005-000260	RBT-6150-05H	.1998"	.2005"
3005-000247	RBT-6150-06H	.2390"	.2398"
Call For Details	RBT-6150-07H	.2792"	.2801"
3005-000259	RBT-6150-08H	.3186"	.3194"
Call For Details	RBT-6150-09H	.3579"	.3588"
3005-000287	RBT-6150-10H	.3972"	.3982"
3005-000282	RBT-6150-11H	.4376"	.4386"
3005-000266	RBT-6150-12H	.4770"	.4780"
Call For Details	RBT-6150-13H	.5163"	.5174"
Call For Details	RBT-6150-14H	.5557"	.5567"
Call For Details	RBT-6150-16H	.6379"	.6389"

Recommended Depth of Cut = 1.5xS

Item No.	Description	S _{min}	S _{max}
Call For Details	RBT-6150-17H	.6773"	.6783"
Call For Details	RBT-6150-18H	.7164"	.7177"
3005-000211	RBT-6150-19H	.7575"	.7588"
3005-000261	RBT-6150-317H	.1280"	.1287"
3005-000262	RBT-6150-397H	.1592"	.1599"
3005-000263	RBT-6150-476H	.1905"	.1912"
Call For Details	RBT-6150-556H	.2217"	.2224"
3005-000244	RBT-6150-635H	.2536"	.2545"
3005-000265	RBT-6150-794H	.3161"	.3170"
Call For Details	RBT-6150-952H	.3786"	.3795"
3005-000210	RBT-6150-127H	.5045"	.5055"
Call For Details	RBT-6150-142H	.5705"	.5715"
3005-000257	RBT-6150-158H	.6330"	.6340"



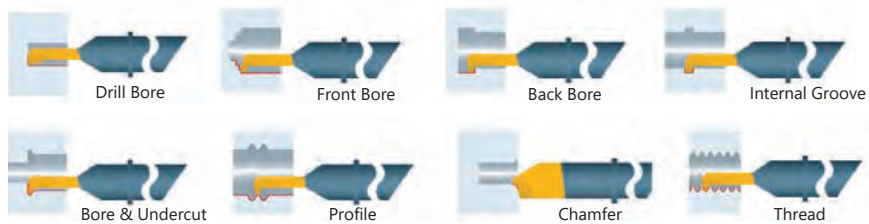
Recommended Depth of Cut = 1.5xS



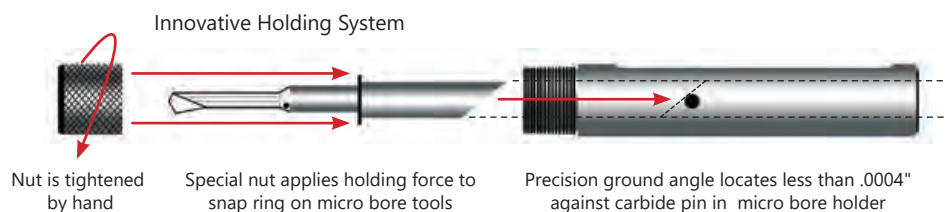
UTILIS
multidec[®]
 swiss type tools
Micro Bore

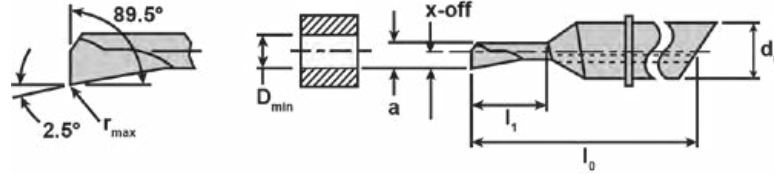



Complete Micro Boring System



The multidec[®] micro bore system is a complete I.D. working system that can perform boring, grooving, profiling, chamfering, threading & more.

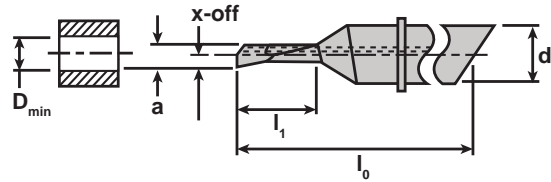
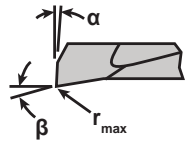





SDG - Drilling and Boring

Item No.	Description	Min Hole Ø - D _{min}	Max Depth - l ₁	d ₀	a	X-off	l ₀	r _{max}	Holder
7005-138045	SDG 435 042 R	.42mm 0.017in	1.50mm 0.059in	4	0.38	0.21	35	.01	SDA 4...
Call For Details	SDG 435 052 R	.52mm 0.020in	2.00mm 0.079in	4	0.47	0.26	35	.02	SDA 4...
Call For Details	SDG 435 072 R	.72mm 0.028in	2.50mm 0.098in	4	0.65	0.36	35	.03	SDA 4...
7005-111484	SDG 435 092 R	.92mm 0.036in	3.00mm 0.118in	4	0.83	0.46	35	.02	SDA 4...
7005-122208	SDG 440 092 R	.92mm 0.036in	3.00mm 0.118in	4	0.83	0.46	40	.03	SDA 4...
7005-122250	SDG 448 092 R	.92mm 0.036in	5.00mm 0.197in	4	0.83	0.46	48	.03	SDA 4...
7005-169964	SDG 435 122 R	1.22mm 0.048in	4.00mm 0.157in	4	1.10	0.61	35	.03	SDA 4...
7005-111488	SDG 435 142 R	1.42mm 0.056in	4.50mm 0.177in	4	1.28	0.71	35	.02	SDA 4...
7005-122214	SDG 440 142 R	1.42mm 0.056in	4.50mm 0.177in	4	1.28	0.71	40	.04	SDA 4...
7005-122256	SDG 448 142 R	1.42mm 0.056in	7.50mm 0.295in	4	1.28	0.71	48	.04	SDA 4...
7005-111492	SDG 435 192 R	1.92mm 0.076in	6.00mm 0.236in	4	1.73	0.96	35	.03	SDA 4...
7005-122220	SDG 440 192 R	1.92mm 0.076in	6.00mm 0.236in	4	1.73	0.96	40	.04	SDA 4...
7005-122262	SDG 448 192 R	1.92mm 0.076in	10.00mm 0.394in	4	1.73	0.96	48	.04	SDA 4...
7005-111496	SDG 435 242 R	2.42mm 0.095in	7.50mm 0.295in	4	2.18	1.21	35	.03	SDA 4...
7005-122226	SDG 440 242 R	2.42mm 0.095in	7.50mm 0.295in	4	2.18	1.21	40	.05	SDA 4...
7005-122268	SDG 448 242 R	2.42mm 0.095in	12.50mm 0.492in	4	2.18	1.21	48	.05	SDA 4...
7005-122232	SDG 440 292 R	2.92mm 0.115in	9.00mm 0.354in	4	2.63	1.46	40	.05	SDA 4...
7005-122274	SDG 448 292 R	2.92mm 0.115in	15.00mm 0.591in	4	2.63	1.46	48	.05	SDA 4...
7005-122238	SDG 440 342 R	3.42mm 0.135in	10.50mm 0.413in	4	3.08	1.71	40	.06	SDA 4...
7005-122280	SDG 448 342 R	3.42mm 0.135in	17.50mm 0.689in	4	3.08	1.71	48	.06	SDA 4...
7005-122244	SDG 440 392 R	3.92mm 0.154in	12.00mm 0.472in	4	3.53	1.96	40	.06	SDA 4...
7005-122286	SDG 448 392 R	3.92mm 0.154in	20.00mm 0.787in	4	3.53	1.96	48	.06	SDA 4...
7005-124099	SDG 644 442 R	4.42mm 0.174in	9.00mm 0.354in	6	3.98	2.21	44	.07	SDA 6...
7005-124123	SDG 656 442 R	4.42mm 0.174in	18.00mm 0.709in	6	3.98	2.21	56	.07	SDA 6...
7005-124147	SDG 668 442 R	4.42mm 0.174in	27.00mm 1.063in	6	3.98	2.21	68	.07	SDA 6...
7005-124105	SDG 644 492 R	4.92mm 0.194in	10.00mm 0.394in	6	4.43	2.46	44	.07	SDA 6...
7005-124129	SDG 656 492 R	4.92mm 0.194in	20.00mm 0.787in	6	4.43	2.46	56	.07	SDA 6...
7005-124153	SDG 668 492 R	4.92mm 0.194in	30.00mm 1.181in	6	4.43	2.46	68	.07	SDA 6...
7005-124111	SDG 644 542 R	5.42mm 0.213in	11.00mm 0.433in	6	4.88	2.71	44	.08	SDA 6...
7005-124135	SDG 656 542 R	5.42mm 0.213in	22.00mm 0.866in	6	4.88	2.71	56	.08	SDA 6...
7005-124159	SDG 668 542 R	5.42mm 0.213in	33.00mm 1.299in	6	4.88	2.71	68	.08	SDA 6...
7005-124117	SDG 644 592 R	5.92mm 0.233in	12.00mm 0.472in	6	5.33	2.96	44	.08	SDA 6...
7005-124141	SDG 656 592 R	5.92mm 0.233in	24.00mm 0.945in	6	5.33	2.96	56	.08	SDA 6...
7005-124165	SDG 668 592 R	5.92mm 0.233in	36.00mm 1.417in	6	5.33	2.96	68	.08	SDA 6...
7005-124171	SDG 850 692 R	6.92mm 0.272in	14.00mm 0.551in	8	6.23	3.46	50	.09	SDA 8...
7005-124183	SDG 866 692 R	6.92mm 0.272in	28.00mm 1.102in	8	6.23	3.46	66	.09	SDA 8...
7005-124195	SDG 882 692 R	6.92mm 0.272in	42.00mm 1.654in	8	6.23	3.46	82	.09	SDA 8...
7005-124177	SDG 850 792 R	7.92mm 0.312in	16.00mm 0.630in	8	7.13	3.96	50	.10	SDA 8...
7005-124189	SDG 866 792 R	7.92mm 0.312in	32.00mm 1.260in	8	7.13	3.96	66	.10	SDA 8...
7005-124201	SDG 882 792 R	7.92mm 0.312in	48.00mm 1.890in	8	7.13	3.96	82	.10	SDA 8...

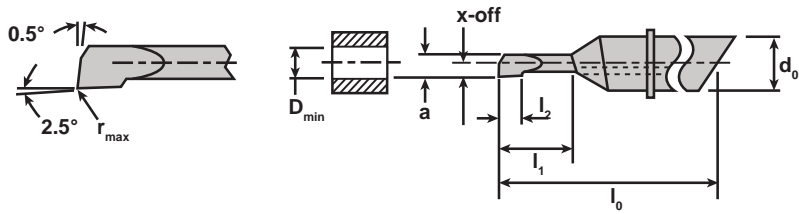

Standard Grade Offering: UHM20 HX - Coated Carbide for Most Applications - Other Coatings on Request



SXG - Drilling and Boring

Item No.	Description	Min Hole Ø - D _{min}	Max Depth - l ₁	d ₀	a	X-off	l ₀	r _{max}	α	β	Holder
7005-111500	SXG 435 042 R	.42mm 0.017in	1.5mm 0.059in	4	0.38	0.21	35	.02	0.5°	2.5°	SDA 4...
Call For Details	SXG 435 052 R	.52mm 0.020in	2.0mm 0.079in	4	0.47	0.26	35	.02	2.5°	89.5°	SDA 4...
Call For Details	SXG 435 072 R	.72mm 0.028in	2.5mm 0.098in	4	0.65	0.36	35	.03	2.5°	89.5°	SDA 4...
7005-111504	SXG 435 092 R	.92mm 0.036in	3.0mm 0.118in	4	0.83	0.46	35	.02	0.5°	2.5°	SDA 4...
Call For Details	SXG 435 122 R	1.22mm 0.048in	4.0mm 0.157in	4	1.10	0.61	35	0.03	2.5°	89.5°	SDA 4...
7005-111508	SXG 435 142 R	1.42mm 0.056in	4.5mm 0.177in	4	1.28	0.71	35	.02	0.5°	2.5°	SDA 4...
7005-111512	SXG 435 192 R	1.92mm 0.076in	6.0mm 0.236in	4	1.73	0.96	35	.02	0.5°	2.5°	SDA 4...
7005-111516	SXG 435 242 R	2.42mm 0.095in	7.5mm 0.295in	4	2.18	1.21	35	.02	0.5°	2.5°	SDA 4...
7005-111520	SXG 440 092 R	.92mm 0.036in	5.0mm 0.197in	4	0.83	1.46	40	.02	0.5°	2.5°	SDA 4...
7005-111524	SXG 440 142 R	1.42mm 0.056in	7.5mm 0.295in	4	1.28	1.71	40	.02	0.5°	2.5°	SDA 4...
7005-111528	SXG 440 192 R	1.92mm 0.076in	10.0mm 0.394in	4	1.73	1.98	40	.02	0.5°	2.5°	SDA 4...
7005-111532	SXG 440 242 R	2.42mm 0.095in	12.5mm 0.492in	4	2.18	0.46	40	.02	0.5°	2.5°	SDA 4...
7005-111536	SXG 440 292 R	2.92mm 0.115in	9.0mm 0.354in	4	2.63	0.71	40	.02	0.5°	2.5°	SDA 4...
7005-111540	SXG 440 342 R	3.42mm 0.135in	10.5mm 0.413in	4	3.08	0.96	40	.02	0.5°	2.5°	SDA 4...
7005-111544	SXG 440 392 R	3.92mm 0.154in	12.0mm 0.472in	4	3.53	1.21	40	.02	0.5°	2.5°	SDA 4...
7005-111548	SXG 448 292 R	2.92mm 0.115in	15.0mm 0.591in	4	2.63	1.46	48	.02	0.5°	2.5°	SDA 4...
7005-111552	SXG 448 342 R	3.42mm 0.135in	17.5mm 0.689in	4	3.08	1.71	48	.02	0.5°	2.5°	SDA 4...
7005-111556	SXG 448 392 R	3.92mm 0.154in	20.0mm 0.787in	4	3.53	1.96	48	.02	0.5°	2.5°	SDA 4...
7005-111560	SXG 644 442 R	4.42mm 0.174in	9.0mm 0.354in	6	3.98	2.21	44	.02	0.5°	2.5°	SDA 6...
7005-111564	SXG 644 492 R	4.92mm 0.194in	10.0mm 0.394in	6	4.43	2.46	44	.02	0.5°	2.5°	SDA 6...
7005-111568	SXG 644 542 R	5.42mm 0.213in	11.0mm 0.433in	6	4.88	2.71	44	.02	0.5°	2.5°	SDA 6...
7005-111572	SXG 644 592 R	5.92mm 0.233in	12.0mm 0.472in	6	5.33	2.96	44	.02	0.5°	2.5°	SDA 6...
7005-111576	SXG 656 442 R	4.42mm 0.174in	18.0mm 0.709in	6	3.98	2.21	56	.02	0.5°	2.5°	SDA 6...
7005-111580	SXG 656 492 R	4.92mm 0.194in	20.0mm 0.787in	6	4.43	2.46	56	.02	0.5°	2.5°	SDA 6...
7005-111584	SXG 656 542 R	5.42mm 0.213in	22.0mm 0.866in	6	4.88	2.71	56	.02	0.5°	2.5°	SDA 6...
7005-111588	SXG 656 592 R	5.92mm 0.233in	24.0mm 0.945in	6	5.33	2.96	56	.02	0.5°	2.5°	SDA 6...
7005-111592	SXG 668 442 R	4.42mm 0.174in	27.0mm 1.063in	6	3.98	2.21	68	.02	0.5°	2.5°	SDA 6...
7005-111596	SXG 668 492 R	4.92mm 0.194in	30.0mm 1.181in	6	4.43	2.46	68	.02	0.5°	2.5°	SDA 6...
7005-111600	SXG 668 542 R	5.42mm 0.213in	33.0mm 1.299in	6	4.88	2.71	68	.02	0.5°	2.5°	SDA 6...
7005-111604	SXG 668 592 R	5.92mm 0.233in	36.0mm 1.417in	6	5.33	2.96	68	.02	0.5°	2.5°	SDA 6...
7005-111608	SXG 850 692 R	6.92mm 0.272in	14.0mm 0.551in	8	6.23	3.46	50	.02	0.5°	2.5°	SDA 8...
7005-111612	SXG 850 792 R	7.92mm 0.312in	16.0mm 0.630in	8	7.13	3.96	50	.02	0.5°	2.5°	SDA 8...
7005-111616	SXG 866 692 R	6.92mm 0.272in	28.0mm 1.102in	8	6.23	3.46	66	.02	0.5°	2.5°	SDA 8...
7005-111620	SXG 866 792 R	7.92mm 0.312in	32.0mm 1.260in	8	7.13	3.96	66	.02	0.5°	2.5°	SDA 8...
7005-111624	SXG 882 692 R	6.92mm 0.272in	42.0mm 1.654in	8	6.23	3.46	82	.02	0.5°	2.5°	SDA 8...
7005-111628	SXG 882 792 R	7.92mm 0.312in	48.0mm 1.890in	8	7.13	3.96	82	.02	0.5°	2.5°	SDA 8...

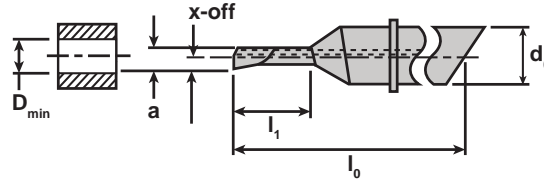
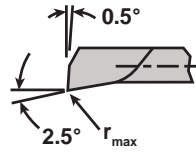

Standard Grade Offering: UHM20 HX - Coated Carbide for Most Applications - Other Coatings on Request



SDI - Turning and Facing

Item No.	Description	Min Hole Ø - D _{min}	Max Depth - l ₁	d ₀	a	X-off	l ₀	l ₂	r _{max}	Holder
7005-111329	SDI 435 042 R	.42mm 0.017in	1.5mm 0.059in	4	0.38	0.21	35	0.5	.01	SDA 4...
Call For Details	SDI 435 052 R	.52mm 0.020in	2.0mm 0.079in	4	0.47	0.26	35	0.6	.02	SDA 4...
Call For Details	SDI 435 072 R	.72mm 0.028in	2.5mm 0.098in	4	0.65	0.36	35	0.8	.02	SDA 4...
7005-111333	SDI 435 092 R	.92mm 0.036in	3.0mm 0.118in	4	0.83	0.46	35	1	.02	SDA 4...
7005-122292	SDI 440 092 R	.92mm 0.036in	3.0mm 0.118in	4	0.83	0.46	40	1	.02	SDA 4...
7005-122334	SDI 448 092 R	.92mm 0.036in	5.0mm 0.197in	4	0.83	0.46	48	1	.02	SDA 4...
Call For Details	SDI 435 122 R	1.22mm 0.048in	4.0mm 0.157in	4	1.10	0.61	35	1.3	.02	SDA 4...
7005-111337	SDI 435 142 R	1.42mm 0.056in	4.5mm 0.177in	4	1.28	0.71	35	1.5	.02	SDA 4...
7005-122298	SDI 440 142 R	1.42mm 0.056in	4.5mm 0.177in	4	1.28	0.71	40	1.5	.02	SDA 4...
7005-122340	SDI 448 142 R	1.42mm 0.056in	7.5mm 0.295in	4	1.28	0.71	48	1.5	.02	SDA 4...
7005-111341	SDI 435 192 R	1.92mm 0.076in	6.0mm 0.236in	4	1.73	0.96	35	2	.02	SDA 4...
7005-122304	SDI 440 192 R	1.92mm 0.076in	6.0mm 0.236in	4	1.73	0.96	40	2	.02	SDA 4...
7005-122346	SDI 448 192 R	1.92mm 0.076in	10.0mm 0.394in	4	1.73	0.96	48	2	.02	SDA 4...
7005-111345	SDI 435 242 R	2.42mm 0.095in	7.5mm 0.295in	4	2.18	1.21	35	2.5	.02	SDA 4...
7005-122310	SDI 440 242 R	2.42mm 0.095in	7.5mm 0.295in	4	2.18	1.21	40	2.5	.02	SDA 4...
7005-122352	SDI 448 242 R	2.42mm 0.095in	12.5mm 0.492in	4	2.18	1.21	48	2.5	.02	SDA 4...
7005-122316	SDI 440 292 R	2.92mm 0.115in	9.0mm 0.354in	4	2.63	1.46	40	3	.02	SDA 4...
7005-122358	SDI 448 292 R	2.92mm 0.115in	15.0mm 0.591in	4	2.63	1.46	48	3	.02	SDA 4...
7005-122322	SDI 440 342 R	3.42mm 0.135in	10.5mm 0.413in	4	3.08	1.71	40	3.5	.02	SDA 4...
7005-122364	SDI 448 342 R	3.42mm 0.135in	17.5mm 0.689in	4	3.08	1.71	48	3.5	.02	SDA 4...
7005-122328	SDI 440 392 R	3.92mm 0.154in	12.0mm 0.472in	4	3.53	1.96	40	4	.02	SDA 4...
7005-122370	SDI 448 392 R	3.92mm 0.154in	20.0mm 0.787in	4	3.53	1.96	48	4	.02	SDA 4...
7005-124207	SDI 644 442 R	4.42mm 0.174in	9.0mm 0.354in	6	3.98	2.21	44	4.5	.02	SDA 6...
7005-124262	SDI 656 442 R	4.42mm 0.174in	18.0mm 0.709in	6	3.98	2.21	56	4.5	.02	SDA 6...
7005-124278	SDI 668 442 R	4.42mm 0.174in	27.0mm 1.063in	6	3.98	2.21	68	4.5	.02	SDA 6...
7005-124213	SDI 644 492 R	4.92mm 0.194in	10.0mm 0.394in	6	4.43	2.46	44	5	.02	SDA 6...
7005-124266	SDI 656 492 R	4.92mm 0.194in	20.0mm 0.787in	6	4.43	2.46	56	5	.02	SDA 6...
7005-124286	SDI 668 492 R	4.92mm 0.194in	30.0mm 1.181in	6	4.43	2.46	68	5	.02	SDA 6...
7005-124219	SDI 644 542 R	5.42mm 0.213in	11.0mm 0.433in	6	4.88	2.71	44	5.5	.02	SDA 6...
7005-124270	SDI 656 542 R	5.42mm 0.213in	22.0mm 0.866in	6	4.88	2.71	56	5.5	.02	SDA 6...
7005-124290	SDI 668 542 R	5.42mm 0.213in	33.0mm 1.299in	6	4.88	2.71	68	5.5	.02	SDA 6...
7005-124225	SDI 644 592 R	5.92mm 0.233in	12.0mm 0.472in	6	5.33	2.96	44	6	.02	SDA 6...
7005-124274	SDI 656 592 R	5.92mm 0.233in	24.0mm 0.945in	6	5.33	2.96	56	6	.02	SDA 6...
7005-124294	SDI 668 592 R	5.92mm 0.233in	36.0mm 1.417in	6	5.33	2.96	68	6	.02	SDA 6...
7005-124298	SDI 850 692 R	6.92mm 0.272in	14.0mm 0.551in	8	6.23	3.46	50	7	.02	SDA 8...
7005-124306	SDI 866 692 R	6.92mm 0.272in	28.0mm 1.102in	8	6.23	3.46	66	7	.02	SDA 8...
7005-124314	SDI 882 692 R	6.92mm 0.272in	42.0mm 1.654in	8	6.23	3.46	82	7	.02	SDA 8...
7005-124302	SDI 850 792 R	7.92mm 0.312in	16.0mm 0.630in	8	7.13	3.96	50	8	.02	SDA 8...
7005-124310	SDI 866 792 R	7.92mm 0.312in	32.0mm 1.260in	8	7.13	3.96	66	8	.02	SDA 8...
7005-124318	SDI 882 792 R	7.92mm 0.312in	48.0mm 1.890in	8	7.13	3.96	82	8	.02	SDA 8...

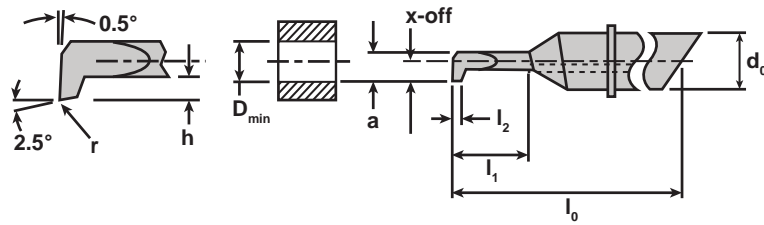

Standard Grade Offering: UHM20 HX - Coated Carbide for Most Applications - Other Coatings on Request



SXI - Turning and Facing

Item No.	Description	Min Hole \varnothing - D_{min}	Max Depth - l_1	d_0	a	X-off	l_0	r_{max}	Holder
7005-111349	SXI 435 042 R	.42mm 0.017in	1.5mm 0.059in	4	0.38	0.21	35	.02	SDA 4...
Call For Details	SXI 435 052 R	.52mm 0.020in	2.0mm 0.079in	4	0.47	0.26	35	.02	SDA 4...
Call For Details	SXI 435 072 R	.72mm 0.028in	2.5mm 0.098in	4	0.65	0.36	35	.02	SDA 4...
7005-111353	SXI 435 092 R	.92mm 0.036in	3.0mm 0.118in	4	0.83	0.46	35	.02	SDA 4...
Call For Details	SXI 435 122 R	1.22mm 0.048in	4.0mm 0.157in	4	1.10	0.61	35	.02	SDA 4...
7005-111357	SXI 435 142 R	1.42mm 0.056in	4.5mm 0.177in	4	1.28	0.71	35	.02	SDA 4...
7005-111361	SXI 435 192 R	1.92mm 0.076in	6.0mm 0.236in	4	1.73	0.96	35	.02	SDA 4...
7005-111365	SXI 435 242 R	2.42mm 0.095in	7.5mm 0.295in	4	2.18	1.21	35	.02	SDA 4...
7005-111369	SXI 440 092 R	.92mm 0.036in	5.0mm 0.197in	4	0.83	0.46	40	.02	SDA 4...
7005-111373	SXI 440 142 R	1.42mm 0.056in	7.5mm 0.295in	4	1.28	0.71	40	.02	SDA 4...
7005-111377	SXI 440 192 R	1.92mm 0.076in	10.0mm 0.394in	4	1.73	0.96	40	.02	SDA 4...
7005-111381	SXI 440 242 R	2.42mm 0.095in	12.5mm 0.492in	4	2.18	1.21	40	.02	SDA 4...
7005-111385	SXI 440 292 R	2.92mm 0.115in	9.0mm 0.354in	4	1.73	1.46	40	.02	SDA 4...
7005-111389	SXI 440 342 R	3.42mm 0.135in	10.5mm 0.413in	4	2.63	1.71	40	.02	SDA 4...
7005-111393	SXI 440 392 R	3.92mm 0.154in	12.0mm 0.472in	4	3.53	1.96	40	.02	SDA 4...
7005-111397	SXI 448 292 R	2.92mm 0.115in	15.0mm 0.591in	4	2.63	1.46	48	.02	SDA 4...
7005-111401	SXI 448 342 R	3.42mm 0.135in	17.5mm 0.689in	4	3.08	1.71	48	.02	SDA 4...
7005-111405	SXI 448 392 R	3.92mm 0.154in	20.0mm 0.787in	4	3.53	1.96	48	.02	SDA 4...
7005-111409	SXI 644 442 R	4.42mm 0.174in	9.0mm 0.354in	6	3.98	2.21	44	.02	SDA 6...
7005-111413	SXI 644 492 R	4.92mm 0.194in	10.0mm 0.394in	6	4.43	2.46	44	.02	SDA 6...
7005-111417	SXI 644 542 R	5.42mm 0.213in	11.0mm 0.433in	6	4.88	2.71	44	.02	SDA 6...
7005-111421	SXI 644 592 R	5.92mm 0.233in	12.0mm 0.472in	6	5.33	2.96	44	.02	SDA 6...
7005-111425	SXI 656 442 R	4.42mm 0.174in	18.0mm 0.709in	6	3.98	2.21	56	.02	SDA 6...
7005-111429	SXI 656 492 R	4.92mm 0.194in	20.0mm 0.787in	6	4.43	2.46	56	.02	SDA 6...
7005-111433	SXI 656 542 R	5.42mm 0.213in	22.0mm 0.866in	6	4.88	2.71	56	.02	SDA 6...
7005-111437	SXI 656 592 R	5.92mm 0.233in	24.0mm 0.945in	6	5.33	2.96	56	.02	SDA 6...
7005-111441	SXI 668 442 R	4.42mm 0.174in	27.0mm 1.063in	6	3.98	2.21	68	.02	SDA 6...
7005-111445	SXI 668 492 R	4.92mm 0.194in	30.0mm 1.181in	6	4.43	2.46	68	.02	SDA 6...
7005-111449	SXI 668 542 R	5.42mm 0.213in	33.0mm 1.299in	6	4.88	2.71	68	.02	SDA 6...
7005-111453	SXI 668 592 R	5.92mm 0.233in	36.0mm 1.417in	6	5.33	2.96	68	.02	SDA 6...
7005-111457	SXI 850 692 R	6.92mm 0.272in	14.0mm 0.551in	8	6.23	3.46	50	.02	SDA 8...
7005-111461	SXI 850 792 R	7.92mm 0.312in	16.0mm 0.630in	8	7.13	3.96	50	.02	SDA 8...
7005-111465	SXI 866 692 R	6.92mm 0.272in	28.0mm 1.102in	8	6.23	3.46	66	.02	SDA 8...
7005-111469	SXI 866 792 R	7.92mm 0.312in	32.0mm 1.260in	8	7.13	3.96	66	.02	SDA 8...
7005-111473	SXI 882 692 R	6.92mm 0.272in	42.0mm 1.654in	8	6.23	3.46	82	.02	SDA 8...
7005-111477	SXI 882 792 R	7.92mm 0.312in	48.0mm 1.890in	8	7.13	3.96	82	.02	SDA 8...

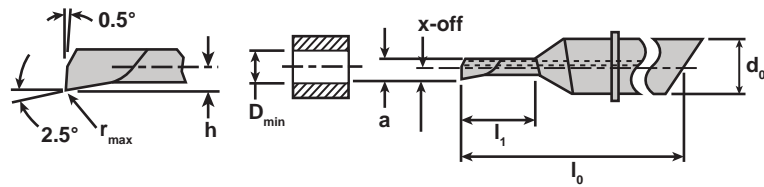
Standard Grade Offering: UHM20 HX - Coated Carbide for Most Applications - Other Coatings on Request



SDF - Turning and Facing

Item No.	Description	Min Hole Ø - D _{min}	max depth - l ₁	d ₀	a	X-off	h	l ₀	l ₂	r _{max}	Holder		
7005-150464	SDF 435 042 R	0.42mm	0.017in	1.5mm	0.059in	4	0.38	0.21	0.21	35	0.5	0.06	SDA 4...
7005-150468	SDF 435 092 R	0.92mm	0.036in	3.0mm	0.118in	4	0.83	0.46	0.23	35	1.0	0.06	SDA 4...
7005-150484	SDF 440 092 R	0.92mm	0.036in	3.0mm	0.118in	4	0.83	0.46	0.23	40	1.0	0.06	SDA 4...
7005-150512	SDF 448 092 R	0.92mm	0.036in	5.0mm	0.197in	4	0.83	0.46	0.23	48	1.0	0.06	SDA 4...
7005-150472	SDF 435 142 R	1.42mm	0.056in	4.5mm	0.177in	4	1.28	0.71	0.36	35	1.5	0.06	SDA 4...
7005-150488	SDF 440 142 R	1.42mm	0.056in	4.5mm	0.177in	4	1.28	0.71	0.36	40	1.5	0.06	SDA 4...
7005-150516	SDF 448 142 R	1.42mm	0.056in	7.5mm	0.295in	4	1.28	0.71	0.36	48	1.5	0.06	SDA 4...
7005-150476	SDF 435 192 R	1.92mm	0.076in	6.0mm	0.236in	4	1.73	0.96	0.48	35	2.0	0.06	SDA 4...
7005-150492	SDF 440 192 R	1.92mm	0.076in	6.0mm	0.236in	4	1.73	0.96	0.48	40	2.0	0.06	SDA 4...
7005-150520	SDF 448 192 R	1.92mm	0.076in	10.0mm	0.394in	4	1.73	0.96	0.48	48	2.0	0.06	SDA 4...
7005-150480	SDF 435 242 R	2.42mm	0.095in	7.5mm	0.295in	4	2.18	1.21	0.61	35	2.5	0.06	SDA 4...
7005-150496	SDF 440 242 R	2.42mm	0.095in	7.5mm	0.295in	4	2.18	1.21	0.61	40	2.5	0.06	SDA 4...
7005-150524	SDF 448 242 R	2.42mm	0.095in	12.5mm	0.492in	4	2.18	1.21	0.61	48	2.5	0.06	SDA 4...
7005-150500	SDF 440 292 R	2.92mm	0.115in	9.0mm	0.354in	4	2.63	1.46	0.73	40	3.0	0.06	SDA 4...
7005-150528	SDF 448 292 R	2.92mm	0.115in	15.0mm	0.591in	4	2.63	1.46	0.73	48	3.0	0.06	SDA 4...
7005-150504	SDF 440 342 R	3.42mm	0.135in	10.5mm	0.413in	4	3.08	1.71	0.86	40	3.5	0.06	SDA 4...
7005-150532	SDF 448 342 R	3.42mm	0.135in	17.5mm	0.689in	4	3.08	1.71	0.86	48	3.5	0.06	SDA 4...
7005-150508	SDF 440 392 R	3.92mm	0.154in	12.0mm	0.472in	4	3.53	1.96	0.98	40	4.0	0.06	SDA 4...
7005-150536	SDF 448 392 R	3.92mm	0.154in	20.0mm	0.787in	4	3.53	1.96	0.98	48	4.0	0.06	SDA 4...
7005-150540	SDF 644 442 R	4.42mm	0.174in	9.0mm	0.354in	6	3.98	2.21	1.11	44	4.5	0.08	SDA 6...
7005-150556	SDF 656 442 R	4.42mm	0.174in	18.0mm	0.709in	6	3.98	2.21	1.11	56	4.5	0.08	SDA 6...
7005-150572	SDF 668 442 R	4.42mm	0.174in	27.0mm	1.063in	6	3.98	2.21	1.11	68	4.5	0.08	SDA 6...
7005-150544	SDF 644 492 R	4.92mm	0.194in	10.0mm	0.394in	6	4.43	2.46	1.23	44	5.0	0.08	SDA 6...
7005-150560	SDF 656 492 R	4.92mm	0.194in	20.0mm	0.787in	6	4.43	2.46	1.23	56	5.0	0.08	SDA 6...
7005-150576	SDF 668 492 R	4.92mm	0.194in	30.0mm	1.181in	6	4.43	2.46	1.23	68	5.0	0.08	SDA 6...
7005-150548	SDF 644 542 R	5.42mm	0.213in	11.0mm	0.433in	6	4.88	2.71	1.36	44	5.5	0.08	SDA 6...
7005-150564	SDF 656 542 R	5.42mm	0.213in	22.0mm	0.866in	6	4.88	2.71	1.36	56	5.5	0.08	SDA 6...
7005-150580	SDF 668 542 R	5.42mm	0.213in	33.0mm	1.299in	6	4.88	2.71	1.36	68	5.5	0.08	SDA 6...
7005-150552	SDF 644 592 R	5.92mm	0.233in	12.0mm	0.472in	6	5.33	2.96	1.48	44	6.0	0.08	SDA 6...
7005-150568	SDF 656 592 R	5.92mm	0.233in	24.0mm	0.945in	6	5.33	2.96	1.48	56	6.0	0.08	SDA 6...
7005-150584	SDF 668 592 R	5.92mm	0.233in	36.0mm	1.417in	6	5.33	2.96	1.48	68	6.0	0.08	SDA 6...
7005-150588	SDF 850 692 R	6.92mm	0.272in	14.0mm	0.551in	8	6.23	3.46	1.73	50	7.0	0.08	SDA 8...
7005-150596	SDF 866 692 R	6.92mm	0.272in	28.0mm	1.102in	8	6.23	3.46	1.73	66	7.0	0.08	SDA 8...
7005-150604	SDF 882 692 R	6.92mm	0.272in	42.0mm	1.654in	8	6.23	3.46	1.73	82	7.0	0.08	SDA 8...
7005-150592	SDF 850 792 R	7.92mm	0.312in	16.0mm	0.630in	8	3.96	3.96	1.98	50	8.0	0.08	SDA 8...
7005-150600	SDF 866 792 R	7.92mm	0.312in	32.0mm	1.260in	8	3.96	3.96	1.98	66	8.0	0.08	SDA 8...
7005-150608	SDF 882 792 R	7.92mm	0.312in	48.0mm	1.890in	8	3.96	3.96	1.98	82	8.0	0.08	SDA 8...

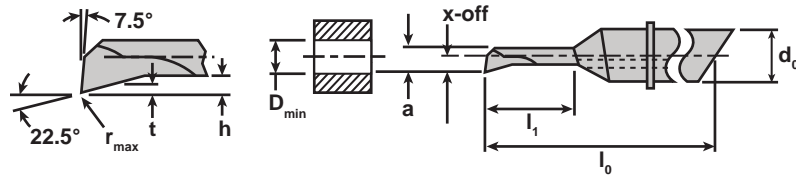

Standard Grade Offering: UHM20 HX - Coated Carbide for Most Applications - Other Coatings on Request



SXF - Turning and Facing

Item No.	Description	Min Hole Ø - D _{min}	max depth - l ₁	d ₀	a	X-off	h	l ₀	l ₂	r _{max}	Holder
7005-150612	SXF 435 042 R	0.42mm 0.017in	1.5mm 0.059in	4	0.38	0.21	0.05	35	0.5	0.06	SDA 4...
7005-150616	SXF 435 092 R	0.92mm 0.036in	3.0mm 0.118in	4	0.83	0.46	0.1	35	1.0	0.06	SDA 4...
7005-150632	SXF 440 092 R	0.92mm 0.036in	5.0mm 0.197in	4	0.83	0.46	0.1	40	1.0	0.06	SDA 4...
7005-150620	SXF 435 142 R	1.42mm 0.056in	4.5mm 0.177in	4	1.28	0.71	0.15	35	1.5	0.06	SDA 4...
7005-150636	SXF 440 142 R	1.42mm 0.056in	7.5mm 0.295in	4	1.28	0.71	0.15	40	1.5	0.06	SDA 4...
7005-150624	SXF 435 192 R	1.92mm 0.076in	6.0mm 0.236in	4	1.73	0.96	0.2	35	2.0	0.06	SDA 4...
7005-150640	SXF 440 192 R	1.92mm 0.076in	10.0mm 0.394in	4	1.73	0.96	0.2	40	2.0	0.06	SDA 4...
7005-150628	SXF 435 242 R	2.42mm 0.095in	7.5mm 0.295in	4	2.18	1.21	0.25	35	2.5	0.06	SDA 4...
7005-150644	SXF 440 242 R	2.42mm 0.095in	12.5mm 0.492in	4	2.18	1.21	0.25	40	2.5	0.06	SDA 4...
7005-150648	SXF 440 292 R	2.92mm 0.115in	9.0mm 0.354in	4	2.63	1.46	0.3	40	3.0	0.06	SDA 4...
7005-150660	SXF 448 292 R	2.92mm 0.115in	15.0mm 0.591in	4	2.63	1.46	0.3	48	3.0	0.06	SDA 4...
7005-150652	SXF 440 342 R	3.42mm 0.135in	10.5mm 0.413in	4	3.08	1.71	0.35	40	3.5	0.06	SDA 4...
7005-150664	SXF 448 342 R	3.42mm 0.135in	17.5mm 0.689in	4	3.08	1.71	0.35	48	3.5	0.06	SDA 4...
7005-150656	SXF 440 392 R	3.92mm 0.154in	12.0mm 0.472in	4	3.53	1.96	0.4	40	4.0	0.06	SDA 4...
7005-150668	SXF 448 392 R	3.92mm 0.154in	20.0mm 0.787in	4	3.53	1.96	0.4	48	4.0	0.06	SDA 4...
7005-150672	SXF 644 442 R	4.42mm 0.174in	9.0mm 0.354in	6	3.98	2.21	0.45	44	4.5	0.08	SDA 6...
7005-150688	SXF 656 442 R	4.42mm 0.174in	18.0mm 0.709in	6	3.98	2.21	0.45	56	4.5	0.08	SDA 6...
7005-150704	SXF 668 442 R	4.42mm 0.174in	27.0mm 1.063in	6	3.98	2.21	0.45	68	4.5	0.08	SDA 6...
7005-150676	SXF 644 492 R	4.92mm 0.194in	10.0mm 0.394in	6	4.43	2.46	0.5	44	5.0	0.08	SDA 6...
7005-150692	SXF 656 492 R	4.92mm 0.194in	20.0mm 0.787in	6	4.43	2.46	0.5	56	5.0	0.08	SDA 6...
7005-150708	SXF 668 492 R	4.92mm 0.194in	30.0mm 1.181in	6	4.43	2.46	0.5	68	5.0	0.08	SDA 6...
7005-150680	SXF 644 542 R	5.42mm 0.213in	11.0mm 0.433in	6	4.88	2.71	0.55	44	5.5	0.08	SDA 6...
7005-150696	SXF 656 542 R	5.42mm 0.213in	22.0mm 0.866in	6	4.88	2.71	0.55	56	5.5	0.08	SDA 6...
7005-150712	SXF 668 542 R	5.42mm 0.213in	33.0mm 1.299in	6	4.88	2.71	0.55	68	5.5	0.08	SDA 6...
7005-150684	SXF 644 592 R	5.92mm 0.233in	12.0mm 0.472in	6	5.33	2.96	0.6	44	6.0	0.08	SDA 6...
7005-150700	SXF 656 592 R	5.92mm 0.233in	24.0mm 0.945in	6	5.33	2.96	0.6	56	6.0	0.08	SDA 6...
7005-150716	SXF 668 592 R	5.92mm 0.233in	36.0mm 1.417in	6	5.33	2.96	0.6	68	6.0	0.08	SDA 6...
7005-150720	SXF 850 692 R	6.92mm 0.272in	14.0mm 0.551in	8	6.23	3.46	0.7	50	7.0	0.08	SDA 8...
7005-150728	SXF 866 692 R	6.92mm 0.272in	8.0mm 0.315in	8	6.23	3.46	0.7	66	7.0	0.08	SDA 8...
7005-150736	SXF 882 692 R	6.92mm 0.272in	42.0mm 1.654in	8	6.23	3.46	0.7	82	7.0	0.08	SDA 8...
7005-150724	SXF 850 792 R	7.92mm 0.312in	16.0mm 0.630in	8	3.96	3.96	0.8	50	8.0	0.08	SDA 8...
7005-150732	SXF 866 792 R	7.92mm 0.312in	32.0mm 1.260in	8	3.96	3.96	0.8	66	8.0	0.08	SDA 8...
7005-150740	SXF 882 792 R	7.92mm 0.312in	48.0mm 1.890in	8	3.96	3.96	0.8	82	8.0	0.08	SDA 8...

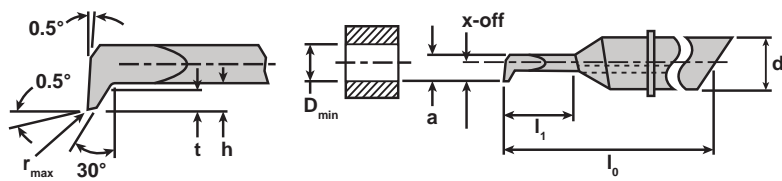

Standard Grade Offering: UHM20 HX - Coated Carbide for Most Applications - Other Coatings on Request



SDH - Front Turning

Item No.	Description	Min Hole Ø - D _{min}		max depth - l ₁		d ₀	a	X-off	h	t	l ₀	r _{max}	Holder
7005-138641	SDH 435 042 R	.42mm	0.017in	1.5mm	0.059in	4	0.38	0.21	0.09	0.07	35	.05	SDA 4...
7005-111651	SDH 435 092 R	.92mm	0.036in	3.0mm	0.118in	4	0.83	0.46	0.19	0.15	35	.05	SDA 4...
7005-126202	SDH 440 092 R	.92mm	0.036in	3.0mm	0.118in	4	0.83	0.46	0.21	0.16	40	.05	SDA 4...
7005-126247	SDH 448 092 R	.92mm	0.036in	5.0mm	0.197in	4	0.83	0.46	0.21	0.16	48	.05	SDA 4...
7005-111653	SDH 435 142 R	1.42mm	0.056in	4.5mm	0.177in	4	1.28	0.71	0.30	0.23	35	.05	SDA 4...
7005-126211	SDH 440 142 R	1.42mm	0.056in	4.5mm	0.177in	4	1.28	0.71	0.31	0.23	40	.05	SDA 4...
7005-126253	SDH 448 142 R	1.42mm	0.056in	7.5mm	0.295in	4	1.28	0.71	0.31	0.23	48	.05	SDA 4...
7005-111659	SDH 435 192 R	1.92mm	0.076in	6.0mm	0.236in	4	1.73	0.96	0.40	0.31	35	.05	SDA 4...
7005-126217	SDH 440 192 R	1.92mm	0.076in	6.0mm	0.236in	4	1.73	0.96	0.41	0.31	40	.05	SDA 4...
7005-126259	SDH 448 192 R	1.92mm	0.076in	10.0mm	0.394in	4	1.73	0.96	0.41	0.31	48	.05	SDA 4...
7005-111663	SDH 435 242 R	2.42mm	0.095in	7.5mm	0.295in	4	2.18	1.21	0.51	0.39	35	.05	SDA 4...
7005-126223	SDH 440 242 R	2.42mm	0.095in	7.5mm	0.295in	4	2.18	1.21	0.52	0.39	40	.05	SDA 4...
7005-126265	SDH 448 242 R	2.42mm	0.095in	12.5mm	0.492in	4	2.18	1.21	0.52	0.39	48	.05	SDA 4...
7005-126229	SDH 440 292 R	2.92mm	0.115in	9.0mm	0.354in	4	2.63	1.46	0.62	0.47	40	.05	SDA 4...
7005-126271	SDH 448 292 R	2.92mm	0.115in	15.0mm	0.591in	4	2.63	1.46	0.62	0.47	48	.05	SDA 4...
7005-126235	SDH 440 342 R	3.42mm	0.135in	10.5mm	0.413in	4	3.08	1.71	0.72	0.54	40	.05	SDA 4...
7005-126277	SDH 448 342 R	3.42mm	0.135in	17.5mm	0.689in	4	3.08	1.71	0.72	0.54	48	.05	SDA 4...
7005-126241	SDH 440 392 R	3.92mm	0.154in	12.0mm	0.472in	4	3.53	1.96	0.83	0.62	40	.05	SDA 4...
7005-126283	SDH 448 392 R	3.92mm	0.154in	20.0mm	0.787in	4	3.53	1.96	0.83	0.62	48	.05	SDA 4...
7005-126289	SDH 644 442 R	4.42mm	0.174in	9.0mm	0.354in	6	3.98	2.21	0.93	0.7	44	.05	SDA 6...
7005-126313	SDH 656 442 R	4.42mm	0.174in	18.0mm	0.709in	6	3.98	2.21	0.93	0.7	56	.05	SDA 6...
7005-126337	SDH 668 442 R	4.42mm	0.174in	27.0mm	1.063in	6	3.98	2.21	0.93	0.7	68	.05	SDA 6...
7005-126295	SDH 644 492 R	4.92mm	0.194in	10.0mm	0.394in	6	4.43	2.46	1.04	0.78	44	.05	SDA 6...
7005-126319	SDH 656 492 R	4.92mm	0.194in	20.0mm	0.787in	6	4.43	2.46	1.04	0.78	56	.05	SDA 6...
7005-126343	SDH 668 492 R	4.92mm	0.194in	30.0mm	1.181in	6	4.43	2.46	1.04	0.78	68	.05	SDA 6...
7005-126301	SDH 644 542 R	5.42mm	0.213in	11.0mm	0.433in	6	4.88	2.71	1.14	0.85	44	.05	SDA 6...
7005-126325	SDH 656 542 R	5.42mm	0.213in	22.0mm	0.866in	6	4.88	2.71	1.14	0.85	56	.05	SDA 6...
7005-126349	SDH 668 542 R	5.42mm	0.213in	33.0mm	1.299in	6	4.88	2.71	1.14	0.85	68	.05	SDA 6...
7005-126307	SDH 644 592 R	5.92mm	0.233in	12.0mm	0.472in	6	5.33	2.96	1.24	0.93	44	.05	SDA 6...
7005-126331	SDH 656 592 R	5.92mm	0.233in	24.0mm	0.945in	6	5.33	2.96	1.24	0.93	56	.05	SDA 6...
7005-126355	SDH 668 592 R	5.92mm	0.233in	36.0mm	1.417in	6	5.33	2.96	1.24	0.93	68	.05	SDA 6...
7005-126361	SDH 850 692 R	6.92mm	0.272in	14.0mm	0.551in	8	6.23	3.46	1.45	1.09	50	.05	SDA 8...
7005-126373	SDH 866 692 R	6.92mm	0.272in	28.0mm	1.102in	8	6.23	3.46	1.45	1.09	66	.05	SDA 8...
7005-126385	SDH 882 692 R	6.92mm	0.272in	42.0mm	1.654in	8	6.23	3.46	1.45	1.09	82	.05	SDA 8...
7005-126367	SDH 850 792 R	7.92mm	0.312in	16.0mm	0.630in	8	7.13	3.96	1.66	1.24	50	.05	SDA 8...
7005-126379	SDH 866 792 R	7.92mm	0.312in	32.0mm	1.260in	8	7.13	3.96	1.66	1.24	66	.05	SDA 8...
7005-126391	SDH 882 792 R	7.92mm	0.312in	48.0mm	1.890in	8	7.13	3.96	1.66	1.24	82	.05	SDA 8...

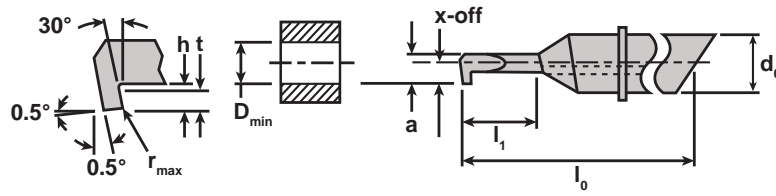

Standard Grade Offering: UHM20 HX - Coated Carbide for Most Applications - Other Coatings on Request



SDK - Front Turning

Item No.	Description	Min Hole \varnothing - D_{min}	max depth - l_1	d_0	a	X-off	h	t	l_0	l_2	r_{max}	Holder
7005-111667	SDK 435 092 R	.92mm 0.036in	1.5mm 0.059in	4	0.83	0.46	.23	.15	35	0.50	.02	SDA 4...
7005-122376	SDK 440 092 R	.92mm 0.036in	3.0mm 0.118in	4	0.83	0.46	.23	.10	40	0.50	.02	SDA 4...
7005-122418	SDK 448 092 R	.92mm 0.036in	5.0mm 0.197in	4	0.83	0.46	.23	.10	48	0.50	.02	SDA 4...
7005-111671	SDK 435 142 R	1.42mm 0.056in	4.5mm 0.177in	4	1.28	0.71	.36	.23	35	0.75	.02	SDA 4...
7005-122382	SDK 440 142 R	1.42mm 0.056in	4.5mm 0.177in	4	1.28	0.71	.36	.20	40	0.75	.02	SDA 4...
7005-122424	SDK 448 142 R	1.42mm 0.056in	7.5mm 0.295in	4	1.28	0.71	.36	.20	48	0.75	.02	SDA 4...
7005-111675	SDK 435 192 R	1.92mm 0.076in	6.0mm 0.236in	4	1.73	0.96	.48	.32	35	1.00	.03	SDA 4...
7005-122388	SDK 440 192 R	1.92mm 0.076in	6.0mm 0.236in	4	1.73	0.96	.48	.30	40	1.00	.02	SDA 4...
7005-122430	SDK 448 192 R	1.92mm 0.076in	10.0mm 0.394in	4	1.73	0.96	.48	.30	48	1.00	.02	SDA 4...
7005-111679	SDK 435 242 R	2.42mm 0.095in	7.5mm 0.295in	4	2.18	1.21	.61	.40	35	1.25	.03	SDA 4...
7005-122394	SDK 440 242 R	2.42mm 0.095in	7.5mm 0.295in	4	2.18	1.21	.61	.40	40	1.25	.02	SDA 4...
7005-122436	SDK 448 242 R	2.42mm 0.095in	12.5mm 0.492in	4	2.18	1.21	.61	.40	48	1.25	.02	SDA 4...
7005-122400	SDK 440 292 R	2.92mm 0.115in	9.0mm 0.354in	4	2.63	1.46	.73	.50	40	1.50	.02	SDA 4...
7005-122442	SDK 448 292 R	2.92mm 0.115in	15.0mm 0.591in	4	2.63	1.46	.73	.50	48	1.50	.02	SDA 4...
7005-122406	SDK 440 342 R	3.42mm 0.135in	10.5mm 0.413in	4	3.08	1.71	.86	.60	40	1.75	.02	SDA 4...
7005-122448	SDK 448 342 R	3.42mm 0.135in	17.5mm 0.689in	4	3.08	1.71	.86	.60	48	1.75	.02	SDA 4...
7005-122412	SDK 440 392 R	3.92mm 0.154in	12.0mm 0.472in	4	3.53	1.96	.98	.70	40	2.00	.02	SDA 4...
7005-122454	SDK 448 392 R	3.92mm 0.154in	20.0mm 0.787in	4	3.53	1.96	.98	.70	48	2.00	.02	SDA 4...
7005-124540	SDK 644 442 R	4.42mm 0.174in	9.0mm 0.354in	6	3.98	2.21	1.11	.70	44	2.25	.02	SDA 6...
7005-124564	SDK 656 442 R	4.42mm 0.174in	18.0mm 0.709in	6	3.98	2.21	1.11	.70	56	2.25	.02	SDA 6...
7005-124588	SDK 668 442 R	4.42mm 0.174in	27.0mm 1.063in	6	3.98	2.21	1.11	.70	68	2.25	.02	SDA 6...
7005-124546	SDK 644 492 R	4.92mm 0.194in	10.0mm 0.394in	6	4.43	2.46	1.23	.80	44	2.50	.02	SDA 6...
7005-124570	SDK 656 492 R	4.92mm 0.194in	20.0mm 0.787in	6	4.43	2.46	1.23	.80	56	2.50	.02	SDA 6...
7005-124594	SDK 668 492 R	4.92mm 0.194in	30.0mm 1.181in	6	4.43	2.46	1.23	.80	68	2.50	.02	SDA 6...
7005-124552	SDK 644 542 R	5.42mm 0.213in	11.0mm 0.433in	6	4.88	2.71	1.36	.90	44	2.75	.02	SDA 6...
7005-124576	SDK 656 542 R	5.42mm 0.213in	22.0mm 0.866in	6	4.88	2.71	1.36	.90	56	2.75	.02	SDA 6...
7005-124600	SDK 668 542 R	5.42mm 0.213in	33.0mm 1.299in	6	4.88	2.71	1.36	.90	68	2.75	.02	SDA 6...
7005-124555	SDK 644 592 R	5.92mm 0.233in	12.0mm 0.472in	6	5.33	2.96	1.48	1.00	44	3.00	.02	SDA 6...
7005-124582	SDK 656 592 R	5.92mm 0.233in	24.0mm 0.945in	6	5.33	2.96	1.48	1.00	56	3.00	.02	SDA 6...
7005-124606	SDK 668 592 R	5.92mm 0.233in	36.0mm 1.417in	6	5.33	2.96	1.48	1.00	68	3.00	.02	SDA 6...
7005-124612	SDK 850 692 R	6.92mm 0.272in	14.0mm 0.551in	8	6.23	3.46	1.73	1.20	50	3.50	.02	SDA 8...
7005-124624	SDK 866 692 R	6.92mm 0.272in	28.0mm 1.102in	8	6.23	3.46	1.73	1.20	66	3.50	.02	SDA 8...
7005-124636	SDK 882 692 R	6.92mm 0.272in	42.0mm 1.654in	8	6.23	3.46	1.73	1.20	82	3.50	.02	SDA 8...
7005-124618	SDK 850 792 R	7.92mm 0.312in	16.0mm 0.630in	8	7.13	3.96	1.98	1.30	50	4.00	.02	SDA 8...
7005-124630	SDK 866 792 R	7.92mm 0.312in	32.0mm 1.260in	8	7.13	3.96	1.98	1.30	66	4.00	.02	SDA 8...
7005-124642	SDK 882 792 R	7.92mm 0.312in	48.0mm 1.890in	8	7.13	3.96	1.98	1.30	82	4.00	.02	SDA 8...

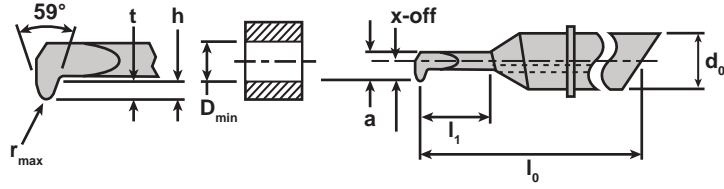

Standard Grade Offering: UHM20 HX - Coated Carbide for Most Applications - Other Coatings on Request



SDM - ID Back Turning

Item No.	Description	Min Hole Ø - D _{min}	max depth - l ₁	d ₀	a	X-off	h	t	l ₀	l ₂	r _{max}	Holder
7005-111632	SDM 435 092 R	.92mm 0.036in	1.5mm 0.059in	4	0.83	0.46	.23	.15	35	0.50	.02	SDA 4...
7005-122460	SDM 440 092 R	.92mm 0.036in	3.0mm 0.118in	4	0.83	0.46	.23	.10	40	0.50	.02	SDA 4...
7005-122502	SDM 448 092 R	.92mm 0.036in	5.0mm 0.197in	4	0.83	0.46	.23	.10	48	0.50	.02	SDA 4...
7005-111636	SDM 435 142 R	1.42mm 0.056in	4.5mm 0.177in	4	1.28	0.71	.36	.23	35	0.75	.02	SDA 4...
7005-122466	SDM 440 142 R	1.42mm 0.056in	4.5mm 0.177in	4	1.28	0.71	.36	.20	40	0.75	.02	SDA 4...
7005-122508	SDM 448 142 R	1.42mm 0.056in	7.5mm 0.295in	4	1.28	0.71	.36	.20	48	0.75	.02	SDA 4...
7005-111640	SDM 435 192 R	1.92mm 0.076in	6.0mm 0.236in	4	1.73	0.96	.48	.32	35	1.00	.03	SDA 4...
7005-122472	SDM 440 192 R	1.92mm 0.076in	6.0mm 0.236in	4	1.73	0.96	.48	.30	40	1.00	.02	SDA 4...
7005-122514	SDM 448 192 R	1.92mm 0.076in	10.0mm 0.394in	4	1.73	0.96	.48	.30	48	1.00	.02	SDA 4...
7005-111644	SDM 435 242 R	2.42mm 0.095in	7.5mm 0.295in	4	2.18	1.21	.61	.40	35	1.25	.03	SDA 4...
7005-122478	SDM 440 242 R	2.42mm 0.095in	7.5mm 0.295in	4	2.18	1.21	.61	.40	40	1.25	.02	SDA 4...
7005-122520	SDM 448 242 R	2.42mm 0.095in	12.5mm 0.492in	4	2.18	1.21	.61	.40	48	1.25	.02	SDA 4...
7005-122484	SDM 440 292 R	2.92mm 0.115in	9.0mm 0.354in	4	2.63	1.46	.73	.50	40	1.50	.02	SDA 4...
7005-122526	SDM 448 292 R	2.92mm 0.115in	15.0mm 0.591in	4	2.63	1.46	.73	.50	48	1.50	.02	SDA 4...
7005-122490	SDM 440 342 R	3.42mm 0.135in	10.5mm 0.413in	4	3.08	1.71	.86	.60	40	1.75	.02	SDA 4...
7005-122532	SDM 448 342 R	3.42mm 0.135in	17.5mm 0.689in	4	3.08	1.71	.86	.60	48	1.75	.02	SDA 4...
7005-122496	SDM 440 392 R	3.92mm 0.154in	12.0mm 0.472in	4	3.53	1.96	.98	.70	40	2.00	.02	SDA 4...
7005-122538	SDM 448 392 R	3.92mm 0.154in	20.0mm 0.787in	4	3.53	1.96	.98	.70	48	2.00	.02	SDA 4...
7005-124432	SDM 644 442 R	4.42mm 0.174in	9.0mm 0.354in	6	3.98	2.21	1.11	.70	44	2.25	.02	SDA 6...
7005-124456	SDM 656 442 R	4.42mm 0.174in	18.0mm 0.709in	6	3.98	2.21	1.11	.70	56	2.25	.02	SDA 6...
7005-124480	SDM 668 442 R	4.42mm 0.174in	27.0mm 1.063in	6	3.98	2.21	1.11	.70	68	2.25	.02	SDA 6...
7005-124438	SDM 644 492 R	4.92mm 0.194in	10.0mm 0.394in	6	4.43	2.46	1.23	.80	44	2.50	.02	SDA 6...
7005-124462	SDM 656 492 R	4.92mm 0.194in	20.0mm 0.787in	6	4.43	2.46	1.23	.80	56	2.50	.02	SDA 6...
7005-124486	SDM 668 492 R	4.92mm 0.194in	30.0mm 1.181in	6	4.43	2.46	1.23	.80	68	2.50	.02	SDA 6...
7005-124444	SDM 644 542 R	5.42mm 0.213in	11.0mm 0.433in	6	4.88	2.71	1.36	.90	44	2.75	.02	SDA 6...
7005-124468	SDM 656 542 R	5.42mm 0.213in	22.0mm 0.866in	6	4.88	2.71	1.36	.90	56	2.75	.02	SDA 6...
7005-124492	SDM 668 542 R	5.42mm 0.213in	33.0mm 1.299in	6	4.88	2.71	1.36	.90	68	2.75	.02	SDA 6...
7005-124450	SDM 644 592 R	5.92mm 0.233in	12.0mm 0.472in	6	5.33	2.96	1.48	1.00	44	3.00	.02	SDA 6...
7005-124474	SDM 656 592 R	5.92mm 0.233in	24.0mm 0.945in	6	5.33	2.96	1.48	1.00	56	3.00	.02	SDA 6...
7005-124498	SDM 668 592 R	5.92mm 0.233in	36.0mm 1.417in	6	5.33	2.96	1.48	1.00	68	3.00	.02	SDA 6...
7005-124504	SDM 850 692 R	6.92mm 0.272in	14.0mm 0.551in	8	6.23	3.46	1.73	1.20	50	3.50	.02	SDA 8...
7005-124516	SDM 866 692 R	6.92mm 0.272in	28.0mm 1.102in	8	6.23	3.46	1.73	1.20	66	3.50	.02	SDA 8...
7005-124528	SDM 882 692 R	6.92mm 0.272in	42.0mm 1.654in	8	6.23	3.46	1.73	1.20	82	3.50	.02	SDA 8...
7005-124510	SDM 850 792 R	7.92mm 0.312in	16.0mm 0.630in	8	7.13	3.96	1.98	1.30	50	4.00	.02	SDA 8...
7005-124522	SDM 866 792 R	7.92mm 0.312in	32.0mm 1.260in	8	7.13	3.96	1.98	1.30	66	4.00	.02	SDA 8...
7005-124534	SDM 882 792 R	7.92mm 0.312in	48.0mm 1.890in	8	7.13	3.96	1.98	1.30	82	4.00	.02	SDA 8...

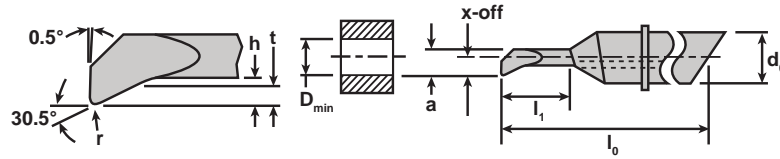

Standard Grade Offering: UHM20 HX - Coated Carbide for Most Applications - Other Coatings on Request



SDO - Profiling

Item No.	Description	Min Hole Ø - D_{min}	max depth - l_1	d_0	a	X-off	h	t	l_0	r_{max}	Holder
7005-111786	SDO 435 092 R	.92mm 0.036in	1.5mm 0.059in	4	0.83	0.46	.31	.23	35	0.05	SDA 4...
7005-122544	SDO 440 092 R	.92mm 0.036in	3.0mm 0.118in	4	0.83	0.46	.31	.20	40	0.05	SDA 4...
7005-122586	SDO 448 092 R	.92mm 0.036in	5.0mm 0.197in	4	0.83	0.46	.31	.20	48	0.05	SDA 4...
7005-111790	SDO 435 142 R	1.42mm 0.056in	4.5mm 0.177in	4	1.28	0.71	.47	.36	35	0.05	SDA 4...
7005-122550	SDO 440 142 R	1.42mm 0.056in	4.5mm 0.177in	4	1.28	0.71	.47	.40	40	.075	SDA 4...
7005-122592	SDO 448 142 R	1.42mm 0.056in	7.5mm 0.295in	4	1.28	0.71	.47	.40	48	.075	SDA 4...
7005-111794	SDO 435 192 R	1.92mm 0.076in	6.0mm 0.236in	4	1.73	0.96	.64	.48	35	0.05	SDA 4...
7005-122556	SDO 440 192 R	1.92mm 0.076in	6.0mm 0.236in	4	1.73	0.96	.64	.50	40	0.10	SDA 4...
7005-122598	SDO 448 192 R	1.92mm 0.076in	10.0mm 0.394in	4	1.73	0.96	.64	.50	48	0.10	SDA 4...
7005-111798	SDO 435 242 R	2.42mm 0.095in	7.5mm 0.295in	4	2.18	1.21	.81	.61	35	0.05	SDA 4...
7005-122562	SDO 440 242 R	2.42mm 0.095in	7.5mm 0.295in	4	2.18	1.21	.81	.60	40	.125	SDA 4...
7005-122604	SDO 448 242 R	2.42mm 0.095in	12.5mm 0.492in	4	2.18	1.21	.81	.60	48	.125	SDA 4...
7005-122568	SDO 440 292 R	2.92mm 0.115in	9.0mm 0.354in	4	2.63	1.46	.97	.70	40	0.15	SDA 4...
7005-122610	SDO 448 292 R	2.92mm 0.115in	15.0mm 0.591in	4	2.63	1.46	.97	.70	48	0.15	SDA 4...
7005-122574	SDO 440 342 R	3.42mm 0.135in	10.5mm 0.413in	4	3.08	1.71	1.14	.90	40	.175	SDA 4...
7005-122616	SDO 448 342 R	3.42mm 0.135in	17.5mm 0.689in	4	3.08	1.71	1.14	.90	48	.175	SDA 4...
7005-122580	SDO 440 392 R	3.92mm 0.154in	12.0mm 0.472in	4	3.53	1.96	1.31	1.0	40	0.20	SDA 4...
7005-122622	SDO 448 392 R	3.92mm 0.154in	20.0mm 0.787in	4	3.53	1.96	1.31	1.0	48	0.20	SDA 4...
7005-124646	SDO 644 442 R	4.42mm 0.174in	9.0mm 0.354in	6	3.98	2.21	1.47	1.1	44	.225	SDA 6...
7005-124670	SDO 656 442 R	4.42mm 0.174in	18.0mm 0.709in	6	3.98	2.21	1.47	1.1	56	.225	SDA 6...
7005-124694	SDO 668 442 R	4.42mm 0.174in	27.0mm 1.063in	6	3.98	2.21	1.47	1.1	68	.225	SDA 6...
7005-124652	SDO 644 492 R	4.92mm 0.194in	10.0mm 0.394in	6	4.43	2.46	1.64	1.2	44	0.25	SDA 6...
7005-124676	SDO 656 492 R	4.92mm 0.194in	20.0mm 0.787in	6	4.43	2.46	1.64	1.2	56	0.25	SDA 6...
7005-124700	SDO 668 492 R	4.92mm 0.194in	30.0mm 1.181in	6	4.43	2.46	1.64	1.2	68	0.25	SDA 6...
7005-124658	SDO 644 542 R	5.42mm 0.213in	11.0mm 0.433in	6	4.88	2.71	1.80	1.4	44	.275	SDA 6...
7005-124682	SDO 656 542 R	5.42mm 0.213in	22.0mm 0.866in	6	4.88	2.71	1.80	1.4	56	.275	SDA 6...
7005-124706	SDO 668 542 R	5.42mm 0.213in	33.0mm 1.299in	6	4.88	2.71	1.80	1.4	68	.275	SDA 6...
7005-124664	SDO 644 592 R	5.92mm 0.233in	12.0mm 0.472in	6	5.33	2.96	1.97	1.5	44	0.30	SDA 6...
7005-124688	SDO 656 592 R	5.92mm 0.233in	24.0mm 0.945in	6	5.33	2.96	1.97	1.5	56	0.30	SDA 6...
7005-124712	SDO 668 592 R	5.92mm 0.233in	36.0mm 1.417in	6	5.33	2.96	1.97	1.5	68	0.30	SDA 6...
7005-124718	SDO 850 692 R	6.92mm 0.272in	14.0mm 0.551in	8	6.23	3.46	2.30	1.7	50	0.35	SDA 8...
7005-124730	SDO 866 692 R	6.92mm 0.272in	28.0mm 1.102in	8	6.23	3.46	2.30	1.7	66	0.35	SDA 8...
7005-124742	SDO 882 692 R	6.92mm 0.272in	42.0mm 1.654in	8	6.23	3.46	2.30	1.7	82	0.35	SDA 8...
7005-124724	SDO 850 792 R	7.92mm 0.312in	16.0mm 0.630in	8	7.13	3.96	2.64	2.0	50	0.40	SDA 8...
7005-124736	SDO 866 792 R	7.92mm 0.312in	32.0mm 1.260in	8	7.13	3.96	2.64	2.0	66	0.40	SDA 8...
7005-124748	SDO 882 792 R	7.92mm 0.312in	48.0mm 1.890in	8	7.13	3.96	2.64	2.0	82	0.40	SDA 8...

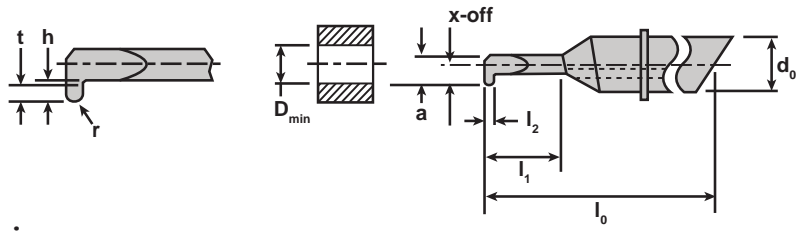

Standard Grade Offering: UHM20 HX - Coated Carbide for Most Applications - Other Coatings on Request



SDQ - Internal Profiling

Item No.	Description	Min Hole Ø - D_{min}	max depth - l_1	d_0	a	X-off	h	t	l_0	r_{max}	Holder
7005-111802	SDQ 435 092 R	.92mm 0.036in	1.5mm 0.059in	4	0.83	0.46	.31	.23	35	0.05	SDA 4...
7005-122628	SDQ 440 092 R	.92mm 0.036in	3.0mm 0.118in	4	0.83	0.46	.31	.20	40	0.05	SDA 4...
7005-122670	SDQ 448 092 R	.92mm 0.036in	5.0mm 0.197in	4	0.83	0.46	.31	.20	48	0.05	SDA 4...
7005-111806	SDQ 435 142 R	1.42mm 0.056in	4.5mm 0.177in	4	1.28	0.71	.47	.36	35	0.05	SDA 4...
7005-122634	SDQ 440 142 R	1.42mm 0.056in	4.5mm 0.177in	4	1.28	0.71	.47	.40	40	.075	SDA 4...
7005-122676	SDQ 448 142 R	1.42mm 0.056in	7.5mm 0.295in	4	1.28	0.71	.47	.40	48	.075	SDA 4...
7005-111810	SDQ 435 192 R	1.92mm 0.076in	6.0mm 0.236in	4	1.73	0.96	.64	.48	35	0.05	SDA 4...
7005-122640	SDQ 440 192 R	1.92mm 0.076in	6.0mm 0.236in	4	1.73	0.96	.64	.50	40	0.10	SDA 4...
7005-122682	SDQ 448 192 R	1.92mm 0.076in	10.0mm 0.394in	4	1.73	0.96	.64	.50	48	0.10	SDA 4...
7005-111814	SDQ 435 242 R	2.42mm 0.095in	7.5mm 0.295in	4	2.18	1.21	.81	.61	35	0.05	SDA 4...
7005-122646	SDQ 440 242 R	2.42mm 0.095in	7.5mm 0.295in	4	2.18	1.21	.81	.60	40	.125	SDA 4...
7005-122688	SDQ 448 242 R	2.42mm 0.095in	12.5mm 0.492in	4	2.18	1.21	.81	.60	48	.125	SDA 4...
7005-122652	SDQ 440 292 R	2.92mm 0.115in	9.0mm 0.354in	4	2.63	1.46	.97	.70	40	0.15	SDA 4...
7005-122694	SDQ 448 292 R	2.92mm 0.115in	15.0mm 0.591in	4	2.63	1.46	.97	.70	48	0.15	SDA 4...
7005-122658	SDQ 440 342 R	3.42mm 0.135in	10.5mm 0.413in	4	3.08	1.71	1.14	.90	40	.175	SDA 4...
7005-122700	SDQ 448 342 R	3.42mm 0.135in	17.5mm 0.689in	4	3.08	1.71	1.14	.90	48	.175	SDA 4...
7005-122664	SDQ 440 392 R	3.92mm 0.154in	12.0mm 0.472in	4	3.53	1.96	1.31	1.0	40	0.20	SDA 4...
7005-122706	SDQ 448 392 R	3.92mm 0.154in	20.0mm 0.787in	4	3.53	1.96	1.31	1.0	48	0.20	SDA 4...
7005-124754	SDQ 644 442 R	4.42mm 0.174in	9.0mm 0.354in	6	3.98	2.21	1.47	1.1	44	.225	SDA 6...
7005-124778	SDQ 656 442 R	4.42mm 0.174in	18.0mm 0.709in	6	3.98	2.21	1.47	1.1	56	.225	SDA 6...
7005-124802	SDQ 668 442 R	4.42mm 0.174in	27.0mm 1.063in	6	3.98	2.21	1.47	1.1	68	.225	SDA 6...
7005-124760	SDQ 644 492 R	4.92mm 0.194in	10.0mm 0.394in	6	4.43	2.46	1.64	1.2	44	0.25	SDA 6...
7005-124784	SDQ 656 492 R	4.92mm 0.194in	20.0mm 0.787in	6	4.43	2.46	1.64	1.2	56	0.25	SDA 6...
7005-124808	SDQ 668 492 R	4.92mm 0.194in	30.0mm 1.181in	6	4.43	2.46	1.64	1.2	68	0.25	SDA 6...
7005-124766	SDQ 644 542 R	5.42mm 0.213in	11.0mm 0.433in	6	4.88	2.71	1.80	1.4	44	.275	SDA 6...
7005-124790	SDQ 656 542 R	5.42mm 0.213in	22.0mm 0.866in	6	4.88	2.71	1.80	1.4	56	.275	SDA 6...
7005-124814	SDQ 668 542 R	5.42mm 0.213in	33.0mm 1.299in	6	4.88	2.71	1.80	1.4	68	.275	SDA 6...
7005-124772	SDQ 644 592 R	5.92mm 0.233in	12.0mm 0.472in	6	5.33	2.96	1.97	1.5	44	0.30	SDA 6...
7005-124796	SDQ 656 592 R	5.92mm 0.233in	24.0mm 0.945in	6	5.33	2.96	1.97	1.5	56	0.30	SDA 6...
7005-124820	SDQ 668 592 R	5.92mm 0.233in	36.0mm 1.417in	6	5.33	2.96	1.97	1.5	68	0.30	SDA 6...
7005-124826	SDQ 850 692 R	6.92mm 0.272in	14.0mm 0.551in	8	6.23	3.46	2.30	1.7	50	0.35	SDA 8...
7005-124838	SDQ 866 692 R	6.92mm 0.272in	28.0mm 1.102in	8	6.23	3.46	2.30	1.7	66	0.35	SDA 8...
7005-124850	SDQ 882 692 R	6.92mm 0.272in	42.0mm 1.654in	8	6.23	3.46	2.30	1.7	82	0.35	SDA 8...
7005-124832	SDQ 850 792 R	7.92mm 0.312in	16.0mm 0.630in	8	7.13	3.96	2.64	2.0	50	0.40	SDA 8...
7005-124844	SDQ 866 792 R	7.92mm 0.312in	32.0mm 1.260in	8	7.13	3.96	2.64	2.0	66	0.40	SDA 8...
7005-124856	SDQ 882 792 R	7.92mm 0.312in	48.0mm 1.890in	8	7.13	3.96	2.64	2.0	82	0.40	SDA 8...

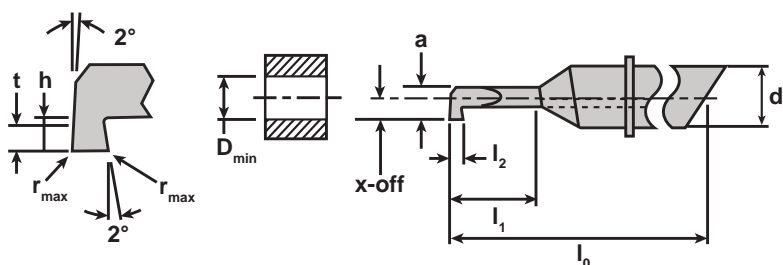

Standard Grade Offering: UHM20 HX - Coated Carbide for Most Applications - Other Coatings on Request



SDR - Full Radius Grooving

Item No.	Description	Min Hole Ø - D _{min}	max depth - l ₁	d ₀	a	X-off	h	t	l ₀	l ₂	r _{max}	Holder
7005-111818	SDR 435 092 R	.92mm 0.036in	3.0mm 3.0mm	4	0.83	0.46	0.30	0.20	35	0.20	0.10	SDA 4...
7005-111822	SDR 435 142 R	1.42mm 0.056in	4.5mm 4.5mm	4	1.28	0.71	0.38	0.25	35	0.25	.125	SDA 4...
7005-111826	SDR 435 192 R	1.92mm 0.076in	6.0mm 6.0mm	4	1.73	0.96	0.45	0.30	35	0.30	0.15	SDA 4...
7005-111830	SDR 435 242 R	2.42mm 0.095in	7.5mm 7.5mm	4	2.18	1.21	0.53	0.35	35	0.35	.175	SDA 4...
7005-111834	SDR 440 092 R	.92mm 0.036in	5.0mm 5.0mm	4	0.83	0.46	0.30	0.20	40	0.20	0.10	SDA 4...
7005-111838	SDR 440 142 R	1.42mm 0.056in	7.5mm 7.5mm	4	1.28	0.71	0.38	0.25	40	0.25	.125	SDA 4...
7005-111842	SDR 440 192 R	1.92mm 0.076in	10.0mm 10.0mm	4	1.73	0.96	0.45	0.30	40	0.30	0.15	SDA 4...
7005-111846	SDR 440 242 R	2.42mm 0.095in	12.5mm 12.5mm	4	2.18	1.21	0.53	0.35	40	0.35	.175	SDA 4...
7005-111850	SDR 440 292 R	2.92mm 0.115in	9.0mm 9.0mm	4	1.73	1.46	0.60	0.40	40	0.40	0.20	SDA 4...
7005-111854	SDR 440 342 R	3.42mm 0.135in	10.5mm 10.5mm	4	2.63	1.71	0.68	0.45	40	0.45	.225	SDA 4...
7005-111858	SDR 440 392 R	3.92mm 0.154in	12.0mm 12.0mm	4	3.53	1.96	0.75	0.50	40	0.50	0.25	SDA 4...
7005-111862	SDR 448 292 R	2.92mm 0.115in	15.0mm 15.0mm	4	2.63	1.46	0.60	0.40	48	0.40	0.20	SDA 4...
7005-111866	SDR 448 342 R	3.42mm 0.135in	17.5mm 17.5mm	4	3.08	1.71	0.68	0.45	48	0.45	.225	SDA 4...
7005-111870	SDR 448 392 R	3.92mm 0.154in	20.0mm 20.0mm	4	3.53	1.96	0.75	0.50	48	0.50	0.25	SDA 4...
7005-111874	SDR 644 442 R	4.42mm 0.174in	9.0mm 9.0mm	6	3.98	2.21	0.83	0.55	44	0.55	.275	SDA 6...
7005-111878	SDR 644 492 R	4.92mm 0.194in	10.0mm 10.0mm	6	4.43	2.46	0.90	0.60	44	0.60	0.30	SDA 6...
7005-111882	SDR 644 542 R	5.42mm 0.213in	11.0mm 11.0mm	6	4.88	2.71	0.98	0.65	44	0.65	.325	SDA 6...
7005-111886	SDR 644 592 R	5.92mm 0.233in	12.0mm 12.0mm	6	5.33	2.96	1.05	0.70	44	0.70	0.35	SDA 6...
7005-111890	SDR 656 442 R	4.42mm 0.174in	18.0mm 18.0mm	6	3.98	2.21	0.83	0.55	56	0.55	.275	SDA 6...
7005-111894	SDR 656 492 R	4.92mm 0.194in	20.0mm 20.0mm	6	4.43	2.46	0.90	0.60	56	0.60	0.30	SDA 6...
7005-111898	SDR 656 542 R	5.42mm 0.213in	22.0mm 22.0mm	6	4.88	2.71	0.98	0.65	56	0.65	.325	SDA 6...
7005-111902	SDR 656 592 R	5.92mm 0.233in	24.0mm 24.0mm	6	5.33	2.96	1.05	0.70	56	0.70	0.35	SDA 6...
7005-111906	SDR 668 442 R	4.42mm 0.174in	27.0mm 27.0mm	6	3.98	2.21	0.83	0.55	68	0.55	.275	SDA 6...
7005-111910	SDR 668 492 R	4.92mm 0.194in	30.0mm 30.0mm	6	4.43	2.46	0.90	0.60	68	0.60	0.30	SDA 6...
7005-111914	SDR 668 542 R	5.42mm 0.213in	33.0mm 33.0mm	6	4.88	2.71	0.98	0.65	68	0.65	.325	SDA 6...
7005-111918	SDR 668 592 R	5.92mm 0.233in	36.0mm 36.0mm	6	5.33	2.96	1.05	0.70	68	0.70	0.35	SDA 6...

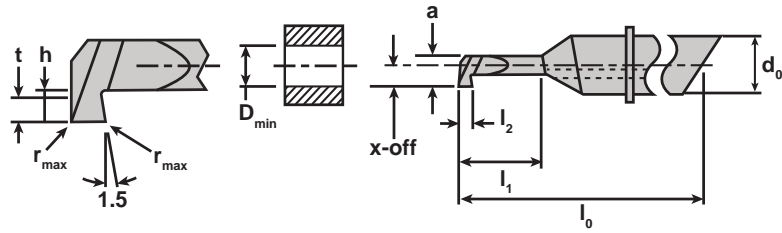

Standard Grade Offering: UHM20 HX - Coated Carbide for Most Applications - Other Coatings on Request



SDS - Micro Grooving

Item No.	Description	Min Hole $\varnothing - D_{min}$	max depth - l_1	d_0	a	X-off	h	t	l_0	l_2	r_{max}	Holder
7005-111683	SDS 435 092 R	.92mm 0.036in	1.5mm 0.059in	4	0.83	0.46	.31	.23	35	0.20	.02	SDA 4...
7005-122712	SDS 440 092 R	.92mm 0.036in	3.0mm 0.118in	4	0.83	0.46	.31	.20	40	0.20	.02	SDA 4...
7005-122754	SDS 448 092 R	.92mm 0.036in	5.0mm 0.197in	4	0.83	0.46	.31	.20	48	0.20	.02	SDA 4...
7005-111687	SDS 435 142 R	1.42mm 0.056in	4.5mm 0.177in	4	1.28	0.71	.47	.36	35	0.25	.02	SDA 4...
7005-122718	SDS 440 142 R	1.42mm 0.056in	4.5mm 0.177in	4	1.28	0.71	.47	.40	40	0.25	.02	SDA 4...
7005-122760	SDS 448 142 R	1.42mm 0.056in	7.5mm 0.295in	4	1.28	0.71	.47	.40	48	0.25	.02	SDA 4...
7005-111691	SDS 435 192 R	1.92mm 0.076in	6.0mm 0.236in	4	1.73	0.96	.64	.48	35	0.30	.02	SDA 4...
7005-122724	SDS 440 192 R	1.92mm 0.076in	6.0mm 0.236in	4	1.73	0.96	.64	.50	40	0.30	.02	SDA 4...
7005-122766	SDS 448 192 R	1.92mm 0.076in	10.0mm 0.394in	4	1.73	0.96	.64	.50	48	0.30	.02	SDA 4...
7005-111695	SDS 435 242 R	2.42mm 0.095in	7.5mm 0.295in	4	2.18	1.21	.81	.61	35	0.35	.02	SDA 4...
7005-122730	SDS 440 242 R	2.42mm 0.095in	7.5mm 0.295in	4	2.18	1.21	.81	.60	40	0.35	.02	SDA 4...
7005-122772	SDS 448 242 R	2.42mm 0.095in	12.5mm 0.492in	4	2.18	1.21	.81	.60	48	0.35	.02	SDA 4...
7005-122736	SDS 440 292 R	2.92mm 0.115in	9.0mm 0.354in	4	2.63	1.46	.97	.70	40	0.40	.02	SDA 4...
7005-122778	SDS 448 292 R	2.92mm 0.115in	15.0mm 0.591in	4	2.63	1.46	.97	.70	48	0.40	.02	SDA 4...
7005-122742	SDS 440 342 R	3.42mm 0.135in	10.5mm 0.413in	4	3.08	1.71	1.14	.90	40	0.45	.02	SDA 4...
7005-122784	SDS 448 342 R	3.42mm 0.135in	17.5mm 0.689in	4	3.08	1.71	1.14	.90	48	0.45	.02	SDA 4...
7005-122748	SDS 440 392 R	3.92mm 0.154in	12.0mm 0.472in	4	3.53	1.96	1.31	1.0	40	0.50	.02	SDA 4...
7005-122790	SDS 448 392 R	3.92mm 0.154in	20.0mm 0.787in	4	3.53	1.96	1.31	1.0	48	0.50	.02	SDA 4...
7005-125027	SDS 644 442 R	4.42mm 0.174in	9.0mm 0.354in	6	3.98	2.21	1.47	1.1	44	1.00	.02	SDA 6...
7005-125051	SDS 656 442 R	4.42mm 0.174in	18.0mm 0.709in	6	3.98	2.21	1.47	1.1	56	1.00	.02	SDA 6...
7005-125085	SDS 668 442 R	4.42mm 0.174in	27.0mm 1.063in	6	3.98	2.21	1.47	1.1	68	1.50	.02	SDA 6...
7005-125029	SDS 644 492 R	4.92mm 0.194in	10.0mm 0.394in	6	4.43	2.46	1.64	1.2	44	1.50	.02	SDA 6...
7005-125057	SDS 656 492 R	4.92mm 0.194in	20.0mm 0.787in	6	4.43	2.46	1.64	1.2	56	1.50	.02	SDA 6...
7005-125091	SDS 668 492 R	4.92mm 0.194in	30.0mm 1.181in	6	4.43	2.46	1.64	1.2	68	1.00	.02	SDA 6...
7005-125039	SDS 644 542 R	5.42mm 0.213in	11.0mm 0.433in	6	4.88	2.71	1.80	1.4	44	1.00	.02	SDA 6...
7005-125063	SDS 656 542 R	5.42mm 0.213in	22.0mm 0.866in	6	4.88	2.71	1.80	1.4	56	1.00	.02	SDA 6...
7005-125097	SDS 668 542 R	5.42mm 0.213in	33.0mm 1.299in	6	4.88	2.71	1.80	1.4	68	1.50	.02	SDA 6...
7005-125045	SDS 644 592 R	5.92mm 0.233in	12.0mm 0.472in	6	5.33	2.96	1.97	1.5	44	1.50	.02	SDA 6...
7005-125079	SDS 656 592 R	5.92mm 0.233in	24.0mm 0.945in	6	5.33	2.96	1.97	1.5	56	1.50	.02	SDA 6...
7005-125103	SDS 668 592 R	5.92mm 0.233in	36.0mm 1.417in	6	5.33	2.96	1.97	1.5	68	1.50	.02	SDA 6...
7005-125109	SDS 850 692 R	6.92mm 0.272in	14.0mm 0.551in	8	6.23	3.46	2.30	1.7	50	1.50	.02	SDA 8...
7005-125121	SDS 866 692 R	6.92mm 0.272in	28.0mm 1.102in	8	6.23	3.46	2.30	1.7	66	1.50	.02	SDA 8...
7005-125133	SDS 882 692 R	6.92mm 0.272in	42.0mm 1.654in	8	6.23	3.46	2.30	1.7	82	1.50	.02	SDA 8...
7005-125115	SDS 850 792 R	7.92mm 0.312in	16.0mm 0.630in	8	7.13	3.96	2.64	2.0	50	2.00	.02	SDA 8...
7005-125127	SDS 866 792 R	7.92mm 0.312in	32.0mm 1.260in	8	7.13	3.96	2.64	2.0	66	2.00	.02	SDA 8...
7005-125139	SDS 882 792 R	7.92mm 0.312in	48.0mm 1.890in	8	7.13	3.96	2.64	2.0	82	2.00	.02	SDA 8...

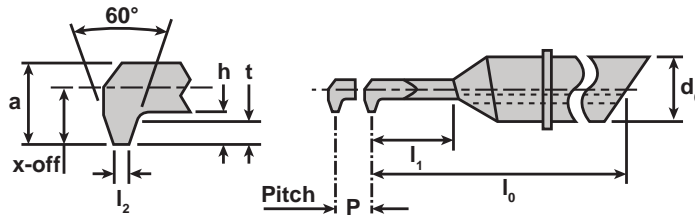

Standard Grade Offering: UHM20 HX - Coated Carbide for Most Applications - Other Coatings on Request



SDT - Groove and Turn

Item No.	Description	Min Hole \varnothing - D_{min}	max depth - l_1	d_0	a	X-off	h	t	l_0	l_2	r_{max}	Holder
7005-124384	SDT 440 392 R	3.92mm 0.154in	12.0mm 0.472in	4	3.53	1.96	1.31	1.0	40	1.0	.02	SDA 4...
7005-124390	SDT 448 392 R	3.92mm 0.154in	20.0mm 0.787in	4	3.53	1.96	1.31	1.0	48	1.0	.02	SDA 4...
7005-124396	SDT 644 592 R	5.92mm 0.233in	12.0mm 0.472in	6	5.33	2.96	1.97	1.25	44	1.5	.02	SDA 6...
7005-124402	SDT 656 592 R	5.92mm 0.233in	24.0mm 0.944in	6	5.33	2.96	1.97	1.25	56	1.5	.02	SDA 6...
7005-124408	SDT 668 592 R	5.92mm 0.233in	36.0mm 1.417in	6	5.33	2.96	1.97	1.25	68	1.5	.02	SDA 6...
7005-124414	SDT 850 792 R	7.92mm 0.312in	16.0mm 0.629in	8	7.13	3.96	2.64	1.5	50	2.0	.02	SDA 8...
7005-124420	SDT 866 792 R	7.92mm 0.312in	32.0mm 1.259in	8	7.13	3.96	2.64	1.5	66	2.0	.02	SDA 8...
7005-124426	SDT 882 792 R	1.92mm 0.076in	6.0mm 0.236in	8	7.13	3.96	2.64	1.5	82	2.0	.02	SDA 8...

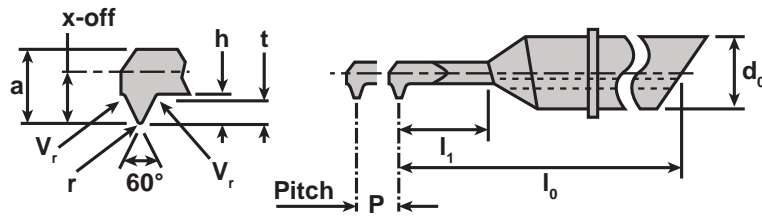

Standard Grade Offering: UHM20 HX - Coated Carbide for Most Applications - Other Coatings on Request



SDU - Threading Partial Profile

Item No.	Description	Thread	Pitch	max depth - l_1	d_0	a	X-off	h	t	l_0	l_2	Holder
7005-126014	SDU 435 160 R	M1.6-M2	0.35-0.4	3.0mm 0.118in	4	1.1	0.8	0.5	0.35	35	.02	SDA 4...
7005-126017	SDU 435 200 R	M1.6-M2	0.4-0.5	4.5mm 0.177in	4	1.3	1.0	0.6	0.45	35	.03	SDA 4...
7005-126020	SDU 435 300 R	M2-M3	0.5-0.7	6.0mm 0.236in	4	2.0	1.5	0.9	0.60	35	.04	SDA 4...
7005-126023	SDU 435 400 R	M2-M3	0.7-0.8	7.5mm 0.295in	4	2.7	2.0	1.2	0.80	35	.05	SDA 4...
7005-122796	SDU 440 160 R	M3-M4	0.35-0.4	4.8mm 0.189in	4	1.1	0.8	0.5	0.35	40	.02	SDA 4...
7005-122802	SDU 440 200 R	M3-M4	0.4-0.5	6.0mm 0.236in	4	1.3	1.0	0.6	0.45	40	.03	SDA 4...
7005-122808	SDU 440 300 R	M4-M5	0.5-0.7	9.0mm 0.354in	4	2.0	1.5	0.9	0.60	40	.04	SDA 4...
7005-122814	SDU 440 400 R	M4-M5	0.7-0.8	12mm 0.472in	4	2.7	2.0	1.2	0.80	40	.05	SDA 4...
7005-136412	SDU 656 500 R	M5-M6	0.8-1	15mm 0.591in	6	3.8	2.05	1.2	0.90	56	.06	SDA 6...
7005-136418	SDU 656 600 R	M6-M7	1	18mm 0.709in	6	4.6	2.45	1.2	0.90	56	.07	SDA 6...
7005-136424	SDU 656 700 R	M7-M8	1-1.25	21mm 0.827in	6	5.6	2.95	1.4	1.10	56	.08	SDA 6...

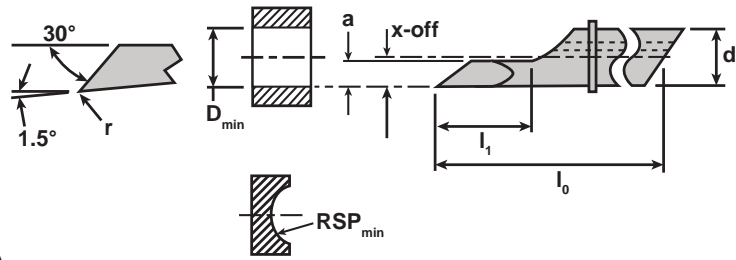

Standard Grade Offering: UHM20 HX - Coated Carbide for Most Applications - Other Coatings on Request



SDV - Threading Full Profile

Item No.	Description	Thread	Pitch	max depth - l_1	d_0	a	X-off	h	t	l_0	r_{max}	V_r	Holder	
7005-111699	SDV 435 100 R	M1	0.25	3.00mm	0.118in	4	0.6	0.5	0.2	.162	35	.02	0.04	SDA 4...
7005-111703	SDV 435 120 R	M1.2	0.25	3.60mm	0.142in	4	0.76	0.6	0.2	.162	35	.02	0.04	SDA 4...
7005-138838	SDV 435 140 R	M1.4	0.3	4.20mm	0.165in	4	0.92	0.7	0.23	.194	35	.02	0.05	SDA 4...
7005-111710	SDV 435 160 R	M1.6	0.35	4.80mm	0.189in	4	1.08	0.8	0.26	.227	35	.03	0.05	SDA 4...
7005-111714	SDV 435 180 R	M1.8	0.35	5.40mm	0.213in	4	1.24	0.9	0.26	.227	35	.03	0.05	SDA 4...
7005-111718	SDV 435 200 R	M2	0.4	6.00mm	0.236in	4	1.4	1.0	0.3	.258	35	.03	0.05	SDA 4...
7005-111722	SDV 435 220 R	M2.2	0.45	6.60mm	0.260in	4	1.56	1.1	0.33	.287	35	.03	0.05	SDA 4...
7005-111726	SDV 435 250 R	M2.5	0.45	7.50mm	0.295in	4	1.8	1.25	0.33	.287	35	.03	0.05	SDA 4...
7005-111730	SDV 440 100 R	M1	0.25	5.00mm	0.197in	4	0.6	0.5	0.2	.162	40	.02	0.04	SDA 4...
7005-111734	SDV 440 120 R	M1.2	0.25	6.00mm	0.236in	4	0.76	0.6	0.2	.162	40	.02	0.04	SDA 4...
7005-111738	SDV 440 140 R	M1.4	0.3	7.00mm	0.276in	4	0.92	0.7	0.23	.194	56	.02	0.05	SDA 4...
7005-111742	SDV 440 160 R	M1.6	0.35	8.00mm	0.315in	4	1.08	0.8	0.26	.227	40	.03	0.05	SDA 4...
7005-111746	SDV 440 180 R	M1.8	0.35	9.00mm	0.354in	4	1.24	0.9	0.26	.227	40	.03	0.05	SDA 4...
7005-111750	SDV 440 200 R	M2	0.4	10.00mm	0.394in	4	1.4	1.0	0.3	.258	40	.03	0.05	SDA 4...
7005-111754	SDV 440 220 R	M2.2	0.45	11.00mm	0.433in	4	1.56	1.1	0.33	.287	40	.03	0.05	SDA 4...
7005-111758	SDV 440 250 R	M2.5	0.45	12.50mm	0.492in	4	1.8	1.25	0.33	.287	40	.03	0.05	SDA 4...
7005-111762	SDV 440 300 R	M3	0.5	9.00mm	0.354in	4	2.2	1.5	0.37	.316	40	.04	0.06	SDA 4...
7005-111766	SDV 440 350 R	M3.5	0.6	10.50mm	0.413in	4	2.6	1.75	0.43	.374	40	.04	0.06	SDA 4...
7005-111770	SDV 440 400 R	M4	0.7	12.00mm	0.472in	4	3.0	2.0	0.5	.432	40	.05	0.06	SDA 4...
7005-111774	SDV 448 300 R	M3	0.5	15.00mm	0.591in	4	2.2	1.5	0.57	.316	48	.04	0.06	SDA 4...
7005-111778	SDV 448 350 R	M3.5	0.6	17.50mm	0.689in	4	2.6	1.75	0.7	.374	48	.04	0.06	SDA 4...
7005-111782	SDV 448 400 R	M4	0.7	20.00mm	0.787in	4	3.0	2.0	0.86	.432	48	.05	0.06	SDA 4...
7005-110894	SDV 644 500 R	M5	0.8	10.00mm	0.394in	6	3.8	2.5	0.57	.5	44	.05	0.07	SDA 6...
7005-110900	SDV 644 600 R	M6/7	1	12.00mm	0.472in	6	4.6	3.0	0.7	.62	44	.05	0.08	SDA 6...
7005-110906	SDV 644 800 R	M8	1.25	12.00mm	0.472in	6	5.62	3.0	0.86	.78	44	.05	0.09	SDA 6...
7005-110874	SDV 656 500 R	M5	0.8	20.00mm	0.787in	6	3.8	2.5	0.57	.5	56	.05	0.07	SDA 6...
7005-110882	SDV 656 600 R	M6/7	1.0	24.00mm	0.945in	6	4.6	3.0	0.7	.62	56	.05	0.08	SDA 6...
7005-110888	SDV 656 800 R	M8	1.25	24.00mm	0.945in	6	5.62	3.0	0.86	.78	56	.05	0.09	SDA 6...
7005-110912	SDV 668 500 R	M5	0.8	30.00mm	1.181in	6	3.8	2.5	0.57	.5	68	.05	0.07	SDA 6...
7005-110918	SDV 668 600 R	M6/7	1.0	36.00mm	1.417in	6	4.6	3.0	0.7	.62	68	.05	0.08	SDA 6...
7005-110924	SDV 668 800 R	M8	1.25	36.00mm	1.417in	6	5.62	3.0	0.86	.78	68	.05	0.09	SDA 6...

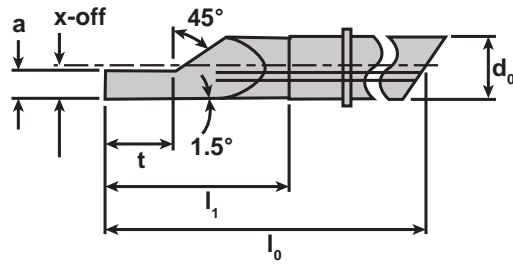
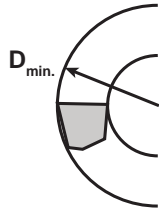

Standard Grade Offering: UHM20 HX - Coated Carbide for Most Applications - Other Coatings on Request



SXJ - Copy Turning (axial)

Item No.	Description	Min Hole \varnothing - D_{min}	max depth - l_1	d_0	a	X-off	RSP _{min}	l_0	r	Holder
7005-114601	SXJ 435 042 R	0.42mm 0.017in	1.5mm 0.059in	4	0.19	0.13	0.45	35	0.08	SDA 4...
7005-114603	SXJ 435 092 R	0.92mm 0.036in	3.0mm 0.118in	4	0.41	0.38	0.95	35	0.08	SDA 4...
7005-114605	SXJ 435 142 R	1.42mm 0.056in	4.5mm 0.177in	4	0.64	0.63	1.45	35	0.08	SDA 4...
7005-114607	SXJ 435 192 R	1.92mm 0.076in	6.0mm 0.236in	4	0.86	0.88	1.95	35	0.08	SDA 4...
7005-114609	SXJ 435 242 R	2.42mm 0.095in	7.5mm 0.295in	4	1.09	1.13	2.45	35	0.08	SDA 4...
7005-114617	SXJ 440 092 R	0.92mm 0.036in	5.0mm 0.197in	4	0.41	0.38	0.95	40	0.08	SDA 4...
7005-114619	SXJ 440 142 R	1.42mm 0.056in	7.5mm 0.295in	4	0.64	0.63	1.45	40	0.08	SDA 4...
7005-114621	SXJ 440 192 R	1.92mm 0.076in	10mm 0.394in	4	0.86	0.88	1.95	40	0.08	SDA 4...
7005-114623	SXJ 440 242 R	2.42mm 0.095in	12.5mm 0.492in	4	1.09	1.13	2.45	40	0.08	SDA 4...
7005-114611	SXJ 440 292 R	2.92mm 0.115in	9.0mm 0.354in	4	1.31	1.38	2.95	40	0.08	SDA 4...
7005-114613	SXJ 440 342 R	3.42mm 0.135in	10.5mm 0.413in	4	1.54	1.63	3.45	40	0.08	SDA 4...
7005-114615	SXJ 440 392 R	3.92mm 0.154in	12.0mm 0.472in	4	1.76	1.88	3.95	40	0.08	SDA 4...
7005-114625	SXJ 448 292 R	2.92mm 0.115in	15.0mm 0.591in	4	1.31	1.38	2.95	48	0.08	SDA 4...
7005-114627	SXJ 448 342 R	3.42mm 0.135in	17.5mm 0.689in	4	1.54	1.63	3.45	48	0.08	SDA 4...
7005-114629	SXJ 448 392 R	3.92mm 0.154in	20.0mm 0.787in	4	1.76	1.88	3.95	48	0.08	SDA 4...
7005-114631	SXJ 644 442 R	4.42mm 0.174in	9.0mm 0.354in	6	1.99	2.09	4.45	44	0.12	SDA 6...
7005-114633	SXJ 644 492 R	4.92mm 0.194in	10.0mm 0.394in	6	2.21	2.34	4.95	44	0.12	SDA 6...
7005-114635	SXJ 644 542 R	5.42mm 0.213in	11.0mm 0.433in	6	2.44	2.59	5.45	44	0.12	SDA 6...
7005-114637	SXJ 644 592 R	5.92mm 0.233in	12.0mm 0.472in	6	2.66	2.84	5.95	44	0.12	SDA 6...
7005-114639	SXJ 656 442 R	4.42mm 0.174in	18.0mm 0.709in	6	1.99	2.09	4.45	56	0.12	SDA 6...
7005-114641	SXJ 656 492 R	4.92mm 0.194in	20.0mm 0.787in	6	2.21	2.34	4.95	56	0.12	SDA 6...
7005-114643	SXJ 656 542 R	5.42mm 0.213in	22.0mm 0.866in	6	2.44	2.59	5.45	56	0.12	SDA 6...
7005-114645	SXJ 656 592 R	5.92mm 0.233in	24.0mm 0.945in	6	2.66	2.84	5.95	56	0.12	SDA 6...
7005-114647	SXJ 668 442 R	4.42mm 0.174in	27.0mm 1.063in	6	1.99	2.09	4.45	68	0.12	SDA 6...
7005-114649	SXJ 668 492 R	4.92mm 0.194in	30.0mm 1.181in	6	2.21	2.34	4.95	68	0.12	SDA 6...
7005-114651	SXJ 668 542 R	5.42mm 0.213in	33.0mm 1.299in	6	2.44	2.59	5.45	68	0.12	SDA 6...
7005-114653	SXJ 668 592 R	5.92mm 0.233in	36.0mm 1.417in	6	2.66	2.84	5.95	68	0.12	SDA 6...
7005-114655	SXJ 850 692 R	6.92mm 0.272in	14.0mm 0.551in	8	3.11	3.3	6.95	50	0.16	SDA 8...
7005-114657	SXJ 850 792 R	7.92mm 0.312in	16.0mm 0.630in	8	3.56	3.8	7.95	50	0.16	SDA 8...
7005-114659	SXJ 866 692 R	6.92mm 0.272in	28.0mm 1.102in	8	3.11	3.3	6.95	66	0.16	SDA 8...
7005-114661	SXJ 866 792 R	7.92mm 0.312in	32.0mm 1.260in	8	3.56	3.8	7.95	66	0.16	SDA 8...
7005-114663	SXJ 882 692 R	6.92mm 0.272in	42.0mm 1.654in	8	3.11	3.3	6.95	82	0.16	SDA 8...
7005-114665	SXJ 882 792 R	7.92mm 0.312in	48.0mm 1.890in	8	3.56	3.8	7.95	82	0.16	SDA 8...

Standard Grade Offering: UHM20 HX - Coated Carbide for Most Applications - Other Coatings on Request



SXP - Grooving (axial)

Item No.	Description	Min Hole Ø - D _{min}	max depth - t	d ₀	a	X-off	l ₀	l ₁	Holder
7005-114667	SXP 435 142 R	1.42mm 0.056in	0.2mm 0.009in	4	0.35	0.71	35	4.5	SDA 4...
7005-114669	SXP 435 192 R	1.92mm 0.076in	0.2mm 0.008in	4	0.35	0.96	35	6.0	SDA 4...
7005-114671	SXP 435 242 R	2.42mm 0.095in	0.2mm 0.008in	4	0.35	1.21	35	7.5	SDA 4...
7005-114679	SXP 440 142 R	1.42mm 0.056in	0.4mm 0.014in	4	0.35	0.71	40	7.5	SDA 4...
7005-114681	SXP 440 192 R	1.92mm 0.076in	0.4mm 0.016in	4	0.35	0.96	40	10.0	SDA 4...
7005-114683	SXP 440 242 R	2.42mm 0.095in	0.4mm 0.016in	4	0.35	1.21	40	12.5	SDA 4...
7005-114673	SXP 440 292 R	2.92mm 0.115in	0.5mm 0.019in	4	0.35	1.46	40	9.0	SDA 4...
7005-114675	SXP 440 342 R	3.42mm 0.135in	0.5mm 0.020in	4	0.35	1.71	40	10.5	SDA 4...
7005-114677	SXP 440 392 R	3.92mm 0.154in	0.5mm 0.020in	4	0.35	1.96	40	12.0	SDA 4...
7005-114685	SXP 448 292 R	2.92mm 0.115in	0.6mm 0.024in	4	0.35	1.46	48	15.0	SDA 4...
7005-114687	SXP 448 342 R	3.42mm 0.135in	0.6mm 0.024in	4	0.35	1.71	48	17.5	SDA 4...
7005-114689	SXP 448 392 R	3.92mm 0.154in	0.6mm 0.024in	4	0.35	1.96	48	20.0	SDA 4...
7005-114691	SXP 644 442 R	4.42mm 0.174in	0.7mm 0.028in	6	0.5	2.21	44	9.0	SDA 6...
7005-114693	SXP 644 492 R	4.92mm 0.194in	0.7mm 0.028in	6	0.5	2.46	44	10.0	SDA 6...
7005-114695	SXP 644 542 R	5.42mm 0.213in	0.9mm 0.035in	6	0.5	2.71	44	11.0	SDA 6...
7005-114697	SXP 644 592 R	5.92mm 0.233in	0.9mm 0.035in	6	0.5	2.96	44	12.0	SDA 6...
7005-114699	SXP 656 442 R	4.42mm 0.174in	1.0mm 0.039in	6	0.5	2.21	56	18.0	SDA 6...
7005-114701	SXP 656 492 R	4.92mm 0.194in	1.0mm 0.039in	6	0.5	2.46	56	20.0	SDA 6...
7005-114703	SXP 656 542 R	5.42mm 0.213in	1.1mm 0.043in	6	0.5	2.71	56	22.0	SDA 6...
7005-114705	SXP 656 592 R	5.92mm 0.233in	1.1mm 0.043in	6	0.5	2.96	56	24.0	SDA 6...
7005-114707	SXP 668 442 R	4.42mm 0.174in	1.1mm 0.043in	6	0.5	2.21	68	27.0	SDA 6...
7005-114709	SXP 668 492 R	4.92mm 0.194in	1.2mm 0.047in	6	0.5	2.46	68	30.0	SDA 6...
7005-114711	SXP 668 542 R	5.42mm 0.213in	1.2mm 0.047in	6	0.5	2.71	68	33.0	SDA 6...
7005-114713	SXP 668 592 R	5.92mm 0.233in	1.2mm 0.047in	6	0.5	2.96	68	36.0	SDA 6...
7005-114715	SXP 850 692 R	6.92mm 0.272in	1.4mm 0.055in	8	0.75	3.46	50	14.0	SDA 8...
7005-114717	SXP 850 792 R	7.92mm 0.312in	1.4mm 0.055in	8	0.75	3.96	50	16.0	SDA 8...
7005-114719	SXP 866 692 R	6.92mm 0.272in	1.4mm 0.055in	8	0.75	3.46	66	28.0	SDA 8...
7005-114721	SXP 866 792 R	7.92mm 0.312in	1.5mm 0.059in	8	0.75	3.96	66	32.0	SDA 8...
7005-114723	SXP 882 692 R	6.92mm 0.272in	1.5mm 0.059in	8	0.75	3.46	82	42.0	SDA 8...
7005-114725	SXP 882 792 R	7.92mm 0.312in	1.5mm 0.059in	8	0.75	3.96	82	48.0	SDA 8...

Standard Grade Offering: UHM20 HX - Coated Carbide for Most Applications - Other Coatings on Request

Quick Change Micro Bore Tool Holder - Imperial Sizes

Shank Size	Item No.	Description	d ₁	g	L _g	L ₁	L ₂	L ₃	L ₄	Tool
4mm	7005-137307	SDA 4 060 12.7	1/2"	R 1/8"	60	27	5	-	-	SD/SX...4
	7005-123909	SDA 4 060 19.05	3/4"	R 1/8"	60	27	5	-	-	SD/SX...4
	7005-111002	SDA 4 060 25.4	1.0"	R 1/8"	60	27	5	-	-	SD/SX...4
	7005-111004	SDA 4 120 12.7	1/2"	R 1/8"	120	27	5	27	5	SD/SX...4
	7005-125158	SDA 4 120 19.05	3/4"	R 1/8"	120	27	5	27	5	SD/SX...4
7005-125163	SDA 4 120 25.4	1.00"	R 1/8"	120	27	5	27	5	SD/SX...4	
6mm	7005-137308	SDA 6 065 12.7	1/2"	R 1/8"	65	27	5	-	-	SD/SX...6
	7005-123914	SDA 6 065 19.05	3/4"	R 1/8"	65	27	5	-	-	SD/SX...6
	7005-111007	SDA 6 065 25.4	1.0"	R 1/8"	65	27	5	-	-	SD/SX...6
	7005-111009	SDA 6 120 12.7	1/2"	R 1/8"	120	27	5	27	5	SD/SX...6
	7005-125169	SDA 6 120 19.05	3/4"	R 1/8"	120	27	5	27	5	SD/SX...6
7005-125174	SDA 6 120 25.4	1.00"	R 1/8"	120	27	5	27	5	SD/SX...6	
8mm	7005-123919	SDA 8 070 19.05	3/4"	R 1/8"	70	27	5	-	-	SD/SX...8
	7005-111013	SDA 8 070 25.4	1.00"	R 1/8"	70	27	5	-	-	SD/SX...8
	7005-125180	SDA 8 120 19.05	3/4"	R 1/8"	120	27	5	27	5	SD/SX...8
	7005-125185	SDA 8 120 25.4	1.00"	R 1/8"	120	27	5	27	5	SD/SX...8

For SD/SX... Micro Bore Tools

Quick Change Micro Bore Tool Holder - Metric Sizes

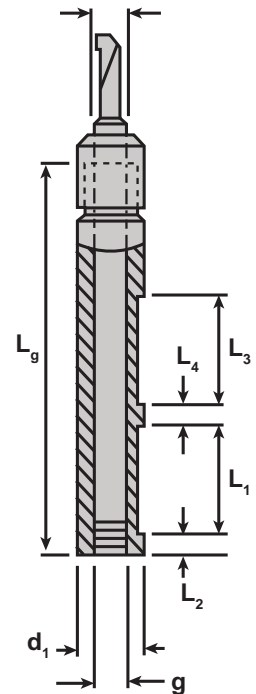
Shank Size	Item No.	Description	d ₁	g	L _g	L ₁	L ₂	L ₃	L ₄	Tool	
4mm	7005-127909	SDA 4 060 07	7	M5	60	-	-	-	-	SD/SX...4	
	7005-122083	SDA 4 060 08	8	M5	60	27	5	-	-	SD/SX...4	
	7005-122030	SDA 4 060 10	10	M5	60	27	5	-	-	SD/SX...4	
	7005-123906	SDA 4 060 12	12	R 1/8"	60	27	5	-	-	SD/SX...4	
	7005-125154	SDA 4 060 14	14	R 1/8"	60	27	5	-	-	SD/SX...4	
	7005-123907	SDA 4 060 16	16	R 1/8"	60	27	5	-	-	SD/SX...4	
	7005-123908	SDA 4 060 18	18	R 1/8"	60	27	5	-	-	SD/SX...4	
	7005-123910	SDA 4 060 20	20	R 1/8"	60	27	5	-	-	SD/SX...4	
	7005-111000	SDA 4 060 22	22	R 1/8"	60	27	5	-	-	SD/SX...4	
	7005-111001	SDA 4 060 25	25	R 1/8"	60	27	5	-	-	SD/SX...4	
	7005-111003	SDA 4 060 28	28	R 1/8"	60	27	5	-	-	SD/SX...4	
	7005-123001	SDA 4 100 08	8	R 1/8"	100	27	5	-	-	SD/SX...4	
	7005-122082	SDA 4 100 10	10	R 1/8"	120	27	5	-	-	SD/SX...4	
	7005-125153	SDA 4 120 12	12	R 1/8"	120	27	5	27	5	SD/SX...4	
	7005-125155	SDA 4 120 14	14	R 1/8"	120	27	5	27	5	SD/SX...4	
	7005-125156	SDA 4 120 16	16	R 1/8"	120	27	5	27	5	SD/SX...4	
	7005-125158	SDA 4 120 19.05	19.05	R 1/8"	120	27	5	27	5	SD/SX...4	
	7005-125159	SDA 4 120 20	20	R 1/8"	120	27	5	27	5	SD/SX...4	
	7005-125160	SDA 4 120 22	22	R 1/8"	120	27	5	27	5	SD/SX...4	
	7005-125162	SDA 4 120 25	25	R 1/8"	120	27	5	27	5	SD/SX...4	
	7005-125163	SDA 4 120 25.4	25.4	R 1/8"	120	27	5	27	5	SD/SX...4	
	7005-125164	SDA 4 120 28	28	R 1/8"	120	27	5	27	5	SD/SX...4	
	6mm	7005-123911	SDA 6 065 12	12	R 1/8"	65	27	5	-	-	SD/SX...6
		7005-125165	SDA 6 065 14	14	R 1/8"	65	27	5	-	-	SD/SX...6
7005-123912		SDA 6 065 16	16	R 1/8"	65	27	5	-	-	SD/SX...6	
7005-123913		SDA 6 065 18	18	R 1/8"	65	27	5	-	-	SD/SX...6	
7005-123915		SDA 6 065 20	20	R 1/8"	65	27	5	-	-	SD/SX...6	
7005-111005		SDA 6 065 22	22	R 1/8"	65	27	5	-	-	SD/SX...6	
7005-111006		SDA 6 065 25	25	R 1/8"	65	27	5	-	-	SD/SX...6	
7005-111008		SDA 6 065 28	28	R 1/8"	65	27	5	-	-	SD/SX...6	
7005-123916		SDA 6 100 12	12	R 1/8"	100	27	5	-	-	SD/SX...6	
7005-125166		SDA 6 120 14	14	R 1/8"	120	27	5	27	5	SD/SX...6	
7005-125167		SDA 6 120 16	16	R 1/8"	120	27	5	27	5	SD/SX...6	
7005-125168		SDA 6 120 18	18	R 1/8"	120	27	5	27	5	SD/SX...6	
7005-125170		SDA 6 120 20	20	R 1/8"	120	27	5	27	5	SD/SX...6	
7005-125171		SDA 6 120 22	22	R 1/8"	120	27	5	27	5	SD/SX...6	
7005-125173		SDA 6 120 25	25	R 1/8"	120	27	5	27	5	SD/SX...6	
7005-125175	SDA 6 120 28	28	R 1/8"	120	27	5	27	5	SD/SX...6		
8mm	7005-125176	SDA 8 070 14	14	R 1/8"	70	27	5	-	-	SD/SX...8	
	7005-123917	SDA 8 070 16	16	R 1/8"	70	27	5	-	-	SD/SX...8	
	7005-123920	SDA 8 070 20	20	R 1/8"	70	27	5	-	-	SD/SX...8	
	7005-111010	SDA 8 070 22	22	R 1/8"	70	27	5	-	-	SD/SX...8	
	7005-111012	SDA 8 070 25	25	R 1/8"	70	27	5	-	-	SD/SX...8	
	7005-111014	SDA 8 070 28	28	R 1/8"	70	27	5	-	-	SD/SX...8	
	7005-125177	SDA 8 100 14	14	R 1/8"	100	27	5	-	-	SD/SX...8	
	7005-125178	SDA 8 120 16	16	R 1/8"	120	27	5	27	5	SD/SX...8	
	7005-125179	SDA 8 120 18	18	R 1/8"	120	27	5	27	5	SD/SX...8	
	7005-125181	SDA 8 120 20	20	R 1/8"	120	27	5	27	5	SD/SX...8	
	7005-125182	SDA 8 120 22	22	R 1/8"	120	27	5	27	5	SD/SX...8	
7005-125184	SDA 8 120 25	25	R 1/8"	120	27	5	27	5	SD/SX...8		
7005-125186	SDA 8 120 28	28	R 1/8"	120	27	5	27	5	SD/SX...8		

For SD/SX... Micro Bore Tools

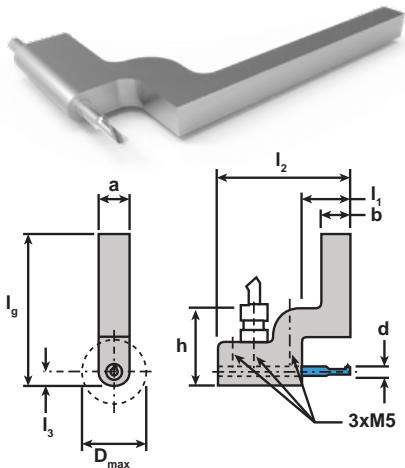


- All holders are coolant-thru
- Extremely rapid tool changes
- No special wrenches required
- Repeats within .0004"

4, 6, & 8mm MicroBore Shank Sizes



AKR Dogleg Micro Bore Holder



Item No.	Description	a	b	D _{max}	h	d	l _g	l ₁	l ₂	l ₃
7005-113136	AKR M 0808x100 D4-3540	8	8	26	30	4	104	20	55	4
7005-113183	AKR M 0808x100 D4-48	8	8	26	30	4	104	30	65	4
7005-113139	AKR M 1010x100 D4-3540	10	10	26	31	4	105	20	55	5
7005-113185	AKR M 1010x100 D4-48	10	10	26	31	4	105	30	65	5
7005-113140	AKR M 1212x100 D4-3540	12	12	26	32	4	106	20	55	6
7005-113186	AKR M 1212x100 D4-48	12	12	26	32	4	106	30	65	6
7005-113141	AKR M 1/2"x100 D4-3540	.500"	.500"	26	32.5	4	106.5	20	55	6.5
7005-113187	AKR M 1/2"x100 D4-48	.500"	.500"	26	32.5	4	106.5	30	65	6.5
Call For Details	AKR M 1616x100 D4-3540	16	16	26	34	4	133	20	55	8
Call For Details	AKR M 1616x100 D4-48	16	16	26	34	4	133	30	65	8

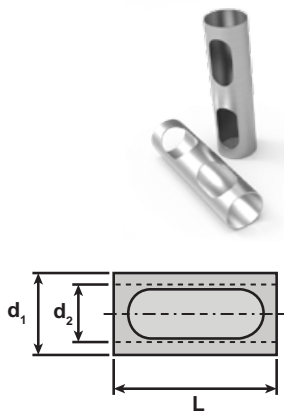
Also Available for SD...6 / SX...6 Micro Bore Tools

Spare Clamping Nuts - 4, 6, & 8mm



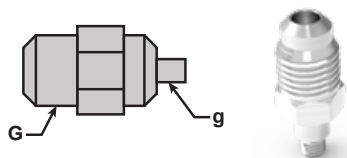
Item No.	Description	Fits Holders	Diameter
7005-122031	MSP SDA 4 M	SDA 4...	M8x.5
7005-123921	MSP SDA 6 M	SDA 6...	M12x.6
7005-123922	MSP SDA 8 M	SDA 8...	M14x.75

Reduction Sleeves



Item No.	Description	d ₁	d ₂	L
7005-138046	MRH 1600 1230	16.0mm	12	30
7005-138047	MRH 1905 1240	.750in	12	40
7005-138050	MRH 1905 1640	.750in	16	40
7005-138048	MRH 2200 1240	22.0mm	12	40
7005-138049	MRH 2540 1240	1.00in	12	40
7005-138050	MRH 1905 1640	.750in	16	40
7005-138051	MRH 2200 1640	22.00mm	16	40
7005-138052	MRH 2540 1640	1.00in	16	40
7005-146026	MRH 2500 2040	25.00mm	20	40
7005-150030	MRH 2540 2040	1.00in	20	40

Coolant Fittings



Item No.	Description	g	G
4005-000104	FIT-MICRO-4x2-00	G1/8"	1/4" JIC
4005-000111	FIT-M5x1/4 JIC-SS	M5	1/4" JIC

Setup & Location Tool Alignment Device



Item No.	Description	Holder	G
7005-122387	MSP SDA 4X	SDA 4...	4mm
7005-123923	MSP SDA 6X	SDA 6...	6mm
7005-123924	MSP SDA 8X	SDA 8...	8mm

Retaining Rings



Item No.	Description	Holder
7005-125150	MSP SDA 4S	SDA 4...
7005-125151	MSP SDA 6S	SDA 6...
7005-125152	MSP SDA 8S	SDA 8...



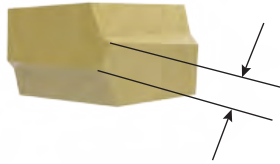
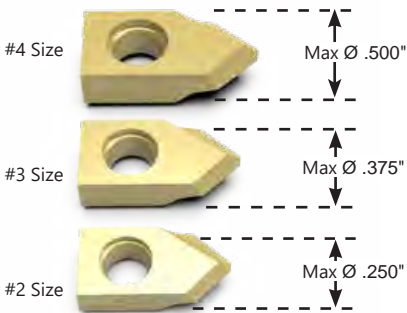
GenCut[®] Spot Drills

Highly repeatable, carbide ground inserts make old fashioned center drills obsolete for performing spotting operations. Precision ground carbide inserts repeat within +/- .0004", thus eliminating the need to adjust the axial location of the tool, unlike conventional spot tooling held by collets. The system also simplifies tool changing in that it only requires a torx wrench for insert removal. This eliminates the need for collet wrenches, reducing the chance of accidental tool breakage or personal injury.

Versatile tools that can:




Insert Sizes:



Available Web Thickness
.005" / .015" / .036"





Available Drill Point Angles
60°, 82°, 90°, 120° & 140°



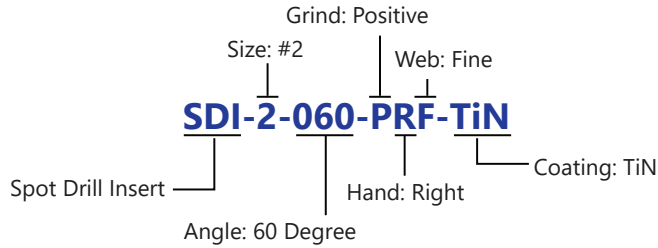
60° insert

All 60° inserts feature a radial relief grind for spotting of small holes starting with an ID of .010". Note: 60° inserts do not conform to the standard insert max Ø and are intended for micro spotting only.

Reduces the Need for Collet Wrenches During Routine Tool Changes



Example Ordering Nomenclature: SDI-2060-PRF-TiN Spot Drill Insert, #2 Size, 60 Degree Point Angle, Positive Geometry, Right Hand, (Fine).005" Web Thickness, TiN coated




Micro Grain Carbide Spot Inserts


Size	Description	Angle	Geometry Positive/Negative	Hand Right / Left	Web Thickness F-.005" / M-.015" / H-.036"	Grade
#2	SDI-2060-	60°	P	R / L	F	MG-Uncoated TiN TLN- TiAlN ATN- AlTiN
	SDI-2082-	82°	P / N	R / L	F / M / H	
	SDI-2090-	90°	P / N	R / L	F / M / H	
	SDI-2120-	120°	P / N	R / L	F / M / H	
	SDI-2140-	140°	P / N	R / L	M / H	
#3	SDI-3060-	60°	P	R / L	F	
	SDI-3082-	82°	P / N	R / L	F / M / H	
	SDI-3090-	90°	P / N	R / L	F / M / H	
	SDI-3120-	120°	P / N	R / L	F / M / H	
	SDI-3140-	140°	P / N	R / L	M / H	
#4	SDI-4082-	82°	P / N	R / L	F / M / H	
	SDI-4090-	90°	P / N	R / L	F / M / H	
	SDI-4120-	120°	P / N	R / L	F / M / H	
	SDI-4140-	140°	P / N	R / L	M / H	

Spot Drill Holders

Size	Item No.	Description	L	D
#2 Single Ended	6060-000100	SDH-2-0250-2.0	2.0"	1/4"
	6060-000103	SDH-2-0375-2.5	2.5"	3/8"
	6060-000136	SDH-2-0500-2.5	2.5"	1/2"
	6060-000129	SDH-2-0625-3.0	3.0"	5/8"
	6060-000107	SDH-2-0750-5.0	5.0"	3/4"
	Call For Details	SDH-2-0866-5.0	5.0"	22mm
	6060-000149	SDH-2-1000-5.0	5.0"	1"
#3 Single Ended	6060-000113	SDH-3-0375-3.0	3.0"	3/8"
	6060-000114	SDH-3-0500-3.0	3.0"	1/2"
	6060-000139	SDH-3-0625-5.0	5.0"	5/8"
	6060-000117	SDH-3-0750-5.0	5.0"	3/4"
	Call For Details	SDH-3-0866-5.0	5.0"	22mm
#3 Double Ended	6060-000119	SDH-3D-625-3.0	3.0"	5/8"
	Call For Details	SDH-3D-750-4.0	4.0"	3/4"
#4 Single Ended	6060-000121	SDH-4-0375-3.5	3.5"	3/8"
	6060-000124	SDH-4-0500-3.5	3.5"	1/2"
	6060-000137	SDH-4-0625-5.0	5.0"	5/8"
	6060-000127	SDH-4-0750-5.0	5.0"	3/4"
	Call For Details	SDH-4-0866-5.0	5.0"	22mm
	6060-000128	SDH-4-1000-5.0	5.0"	1"



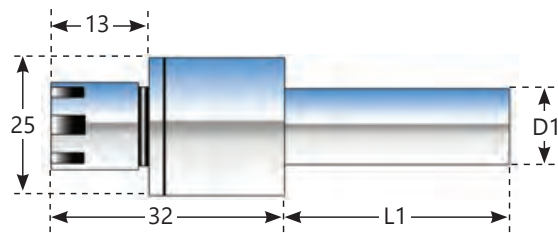
.009"
**True
 Orbital/
 Float**



- Simplifies Small Hole Reaming
- Prevents Breakage of Expensive Micro Reamers
- Fits Into the Smallest Swiss Machines
- Compensates for Hole Misalignment



Designed with "True Orbital Float" capability, the micro reamer holder aligns the reamer perfectly to the drilled hole enabling better size control, reduces "bell-mouthing", and increases tool life.

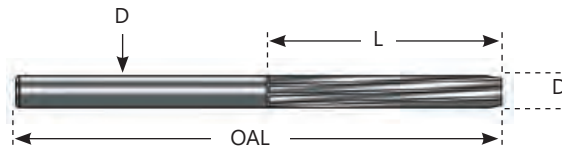


Item No.	Description	Shank (D1)	Length (L1)	Collet Size
3505-000100	RFH-08-008-042	8mm	42mm	ER8
3505-000103	RFH-08-190-070	3/4in	70mm	ER8
3505-000105	RFH-11-010-042	10mm	42mm	ER11
3505-000108	RFH-11-200-042	20mm	42mm	ER11
3505-000107	RFH-11-220-042	22mm	42mm	ER11
3505-000106	RFH-11-190-042	3/4in	42mm	ER11


Holds .5mm to 7mm diameter reamers



- Precision manufactured from K15 carbide
- Sizes ranging from .023" - .5138"
- Diameter tolerance of +.00012" / - 0.00"
- 10° left hand spiral right hand cut




Item No.	Description	D mm	D Inch	L	OAL	Item No.	Description	D mm	D Inch	L	OAL
3510-000176	TR-8600-0060	0.60	.0236	.281	1 5/16	3510-000109	TR-8600-0108	1.08	.0425	.406	1 9/16
3510-000387	TR-8600-0061	0.61	.0240	.281	1 5/16	3510-000110	TR-8600-0109	1.09	.0429	.406	1 9/16
3510-000215	TR-8600-0062	0.62	.0244	.281	1 5/16	Call For Details	TR-8600-0110	1.10	.0433	.406	1 9/16
3510-000278	TR-8600-0063	0.63	.0248	.281	1 5/16	3510-000254	TR-8600-0111	1.11	.0437	.406	1 9/16
3510-000152	TR-8600-0064	0.64	.0252	.281	1 5/16	3510-000111	TR-8600-0112	1.12	.0441	.406	1 9/16
3510-000153	TR-8600-0065	0.65	.0256	.281	1 5/16	Call For Details	TR-8600-0113	1.13	.0445	.406	1 9/16
3510-000168	TR-8600-0066	0.66	.0260	.281	1 5/16	Call For Details	TR-8600-0114	1.14	.0449	.406	1 9/16
3510-000343	TR-8600-0067	0.67	.0264	.281	1 5/16	3510-000192	TR-8600-0115	1.15	.0453	.406	1 9/16
3510-000324	TR-8600-0068	0.68	.0268	.281	1 5/16	3510-000253	TR-8600-0116	1.16	.0457	.406	1 9/16
Call For Details	TR-8600-0069	0.69	.0272	.281	1 5/16	Call For Details	TR-8600-0117	1.17	.0461	.406	1 9/16
3510-000217	TR-8600-0070	0.70	.0276	.281	1 5/16	3510-000207	TR-8600-0118	1.18	.0465	.406	1 9/16
3510-000202	TR-8600-0071	0.71	.0280	.281	1 5/16	Call For Details	TR-8600-0119	1.19	.0469	.406	1 9/16
3510-000100	TR-8600-0072	0.72	.0283	.281	1 5/16	3510-000310	TR-8600-0120	1.20	.0472	.406	1 9/16
3510-000364	TR-8600-0073	0.73	.0287	.281	1 5/16	3510-000275	TR-8600-0121	1.21	.0476	.406	1 9/16
3510-000102	TR-8600-0074	0.74	.0291	.281	1 5/16	Call For Details	TR-8600-0122	1.22	.0480	.406	1 9/16
3510-000256	TR-8600-0075	0.75	.0295	.281	1 5/16	Call For Details	TR-8600-0123	1.23	.0484	.406	1 9/16
Call For Details	TR-8600-0076	0.76	.0299	.281	1 5/16	3510-000169	TR-8600-0124	1.24	.0488	.406	1 9/16
3510-000178	TR-8600-0077	0.77	.0303	.281	1 5/16	3510-000170	TR-8600-0125	1.25	.0492	.406	1 9/16
3510-000103	TR-8600-0078	0.78	.0307	.281	1 5/16	Call For Details	TR-8600-0126	1.26	.0496	.406	1 9/16
3510-000104	TR-8600-0079	0.79	.0311	.281	1 5/16	3510-000112	TR-8600-0127	1.27	.0500	.406	1 9/16
3510-000301	TR-8600-0080	0.80	.0315	.281	1 5/16	3510-000113	TR-8600-0128	1.28	.0504	.406	1 9/16
Call For Details	TR-8600-0081	0.81	.0319	.281	1 5/16	Call For Details	TR-8600-0129	1.29	.0508	.406	1 9/16
3510-000197	TR-8600-0082	0.82	.0323	.281	1 5/16	3510-000163	TR-8600-0130	1.30	.0512	.406	1 9/16
3510-000376	TR-8600-0083	0.83	.0327	.281	1 5/16	3510-000195	TR-8600-0131	1.31	.0516	.406	1 9/16
Call For Details	TR-8600-0084	0.84	.0331	.281	1 5/16	3510-000114	TR-8600-0132	1.32	.0520	.406	1 9/16
3510-000200	TR-8600-0085	0.85	.0335	.281	1 5/16	3510-000346	TR-8600-0133	1.33	.0524	.406	1 9/16
3510-000294	TR-8600-0086	0.86	.0339	.281	1 5/16	Call For Details	TR-8600-0134	1.34	.0528	.406	1 9/16
Call For Details	TR-8600-0087	0.87	.0343	.281	1 5/16	Call For Details	TR-8600-0135	1.35	.0531	.406	1 9/16
3510-000377	TR-8600-0088	0.88	.0346	.281	1 5/16	3510-000335	TR-8600-0136	1.36	.0535	.406	1 9/16
3510-000203	TR-8600-0089	0.89	.0350	.281	1 5/16	3510-000193	TR-8600-0137	1.37	.0539	.406	1 9/16
3510-000105	TR-8600-0090	0.90	.0354	.281	1 5/16	3510-000194	TR-8600-0138	1.38	.0543	.406	1 9/16
Call For Details	TR-8600-0091	0.91	.0358	.281	1 5/16	Call For Details	TR-8600-0139	1.39	.0547	.406	1 9/16
Call For Details	TR-8600-0092	0.92	.0362	.281	1 5/16	3510-000141	TR-8600-0140	1.40	.0551	.406	1 9/16
3510-000323	TR-8600-0093	0.93	.0366	.281	1 5/16	3510-000300	TR-8600-0141	1.41	.0555	.406	1 9/16
Call For Details	TR-8600-0094	0.94	.0370	.281	1 5/16	3510-000276	TR-8600-0142	1.42	.0559	.406	1 9/16
Call For Details	TR-8600-0095	0.95	.0374	.281	1 5/16	Call For Details	TR-8600-0143	1.43	.0563	.406	1 9/16
3510-000160	TR-8600-0096	0.96	.0378	.281	1 5/16	Call For Details	TR-8600-0144	1.44	.0567	.406	1 9/16
Call For Details	TR-8600-0097	0.97	.0382	.281	1 5/16	Call For Details	TR-8600-0145	1.45	.0571	.406	1 9/16
3510-000296	TR-8600-0098	0.98	.0386	.281	1 5/16	3510-000279	TR-8600-0146	1.46	.0575	.406	1 9/16
3510-000297	TR-8600-0099	0.99	.0390	.281	1 5/16	3510-000264	TR-8600-0147	1.47	.0579	.406	1 9/16
3510-000298	TR-8600-0100	1.00	.0394	.281	1 5/16	Call For Details	TR-8600-0148	1.48	.0583	.406	1 9/16
3510-000187	TR-8600-0101	1.01	.0398	.281	1 5/16	3510-000373	TR-8600-0149	1.49	.0587	.406	1 9/16
3510-000289	TR-8600-0102	1.02	.0402	.281	1 5/16	3510-000175	TR-8600-0150	1.50	.0591	.406	1 9/16
Call For Details	TR-8600-0103	1.03	.0406	.281	1 5/16	3510-000183	TR-8600-0151	1.51	.0594	.406	1 9/16
3510-000107	TR-8600-0104	1.04	.0409	.281	1 5/16	3510-000184	TR-8600-0152	1.52	.0598	.406	1 9/16
3510-000108	TR-8600-0105	1.05	.0413	.281	1 5/16	3510-000185	TR-8600-0153	1.53	.0602	.406	1 9/16
3510-000367	TR-8600-0106	1.06	.0417	.406	1 9/16	3510-000186	TR-8600-0154	1.54	.0606	.406	1 9/16
3510-000368	TR-8600-0107	1.07	.0421	.406	1 9/16	3510-000257	TR-8600-0155	1.55	.0610	.406	1 9/16



Item No.	Description	D mm	D Inch	L	OAL
3510-000309	TR-8600-0156	1.56	.0614	.437	2
3510-000191	TR-8600-0157	1.57	.0618	.437	2
3510-000190	TR-8600-0158	1.58	.0622	.437	2
3510-000115	TR-8600-0159	1.59	.0626	.437	2
3510-000158	TR-8600-0160	1.60	.0630	.437	2
3510-000116	TR-8600-0161	1.61	.0634	.437	2
3510-000248	TR-8600-0162	1.62	.0638	.437	2
3510-000177	TR-8600-0163	1.63	.0642	.437	2
3510-000180	TR-8600-0164	1.64	.0646	.437	2
3510-000117	TR-8600-0165	1.65	.0650	.437	2
Call For Details	TR-8600-0166	1.66	.0654	.437	2
Call For Details	TR-8600-0167	1.67	.0657	.437	2
3510-000344	TR-8600-0168	1.68	.0661	.437	2
3510-000345	TR-8600-0169	1.69	.0665	.437	2
3510-000342	TR-8600-0170	1.70	.0669	.437	2
3510-000118	TR-8600-0171	1.71	.0673	.437	2
3510-000336	TR-8600-0172	1.72	.0677	.437	2
3510-000144	TR-8600-0173	1.73	.0681	.437	2
Call For Details	TR-8600-0174	1.74	.0685	.437	2
3510-000150	TR-8600-0175	1.75	.0689	.437	2
3510-000361	TR-8600-0176	1.76	.0693	.437	2
Call For Details	TR-8600-0177	1.77	.0697	.437	2
3510-000363	TR-8600-0178	1.78	.0701	.437	2
3510-000378	TR-8600-0179	1.79	.0705	.437	2
3510-000277	TR-8600-0180	1.80	.0709	.437	2
Call For Details	TR-8600-0181	1.81	.0713	.437	2
Call For Details	TR-8600-0182	1.82	.0717	.437	2
3510-000208	TR-8600-0183	1.83	.0720	.437	2
Call For Details	TR-8600-0184	1.84	.0724	.437	2
3510-000370	TR-8600-0185	1.85	.0728	.437	2
3510-000381	TR-8600-0186	1.86	.0732	.437	2
3510-000382	TR-8600-0187	1.87	.0736	.437	2
Call For Details	TR-8600-0188	1.88	.0740	.437	2
3510-000155	TR-8600-0189	1.89	.0744	.437	2
3510-000360	TR-8600-0190	1.90	.0748	.437	2
3510-000156	TR-8600-0191	1.91	.0752	.437	2
Call For Details	TR-8600-0192	1.92	.0756	.437	2
3510-000157	TR-8600-0193	1.93	.0760	.437	2
3510-000119	TR-8600-0194	1.94	.0764	.437	2
3510-000230	TR-8600-0195	1.95	.0768	.437	2
3510-000120	TR-8600-0196	1.96	.0772	.437	2

Item No.	Description	D mm	D Inch	L	OAL
3510-000121	TR-8600-0197	1.97	.0776	.437	2
3510-000322	TR-8600-0198	1.98	.0780	.437	2
3510-000122	TR-8600-0199	1.99	.0783	.437	2
3510-000339	TR-8600-0200	2.00	.0787	.437	2
3510-000356	TR-8600-0201	2.01	.0791	.437	2
Call For Details	TR-8600-0202	2.02	.0795	.437	2
3510-000204	TR-8600-0203	2.03	.0799	.437	2
3510-000123	TR-8600-0204	2.04	.0803	.437	2
3510-000124	TR-8600-0205	2.05	.0807	.437	2
3510-000125	TR-8600-0206	2.06	.0811	.437	2
3510-000374	TR-8600-0207	2.07	.0815	.437	2
3510-000375	TR-8600-0208	2.08	.0819	.437	2
Call For Details	TR-8600-0209	2.09	.0823	.437	2
3510-000304	TR-8600-0210	2.10	.0827	.437	2
3510-000126	TR-8600-0211	2.11	.0831	.437	2
Call For Details	TR-8600-0212	2.12	.0835	.437	2
Call For Details	TR-8600-0213	2.13	.0839	.437	2
3510-000251	TR-8600-0214	2.14	.0843	.437	2
Call For Details	TR-8600-0215	2.15	.0846	.437	2
Call For Details	TR-8600-0216	2.16	.0850	.437	2
3510-000250	TR-8600-0217	2.17	.0854	.437	2
Call For Details	TR-8600-0218	2.18	.0858	.437	2
Call For Details	TR-8600-0219	2.19	.0862	.437	2
Call For Details	TR-8600-0220	2.20	.0866	.437	2
Call For Details	TR-8600-0221	2.21	.0870	.437	2
Call For Details	TR-8600-0222	2.22	.0874	.437	2
Call For Details	TR-8600-0223	2.23	.0878	.437	2
Call For Details	TR-8600-0224	2.24	.0882	.437	2
3510-000179	TR-8600-0225	2.25	.0886	.437	2
Call For Details	TR-8600-0226	2.26	.0890	.437	2
Call For Details	TR-8600-0227	2.27	.0894	.437	2
3510-000292	TR-8600-0228	2.28	.0898	.437	2
Call For Details	TR-8600-0229	2.29	.0902	.437	2
Call For Details	TR-8600-0230	2.30	.0906	.437	2
Call For Details	TR-8600-0231	2.31	.0909	.437	2
3510-000188	TR-8600-0232	2.32	.0913	.437	2
Call For Details	TR-8600-0233	2.33	.0917	.437	2
3510-000291	TR-8600-0234	2.34	.0921	.437	2
3510-000127	TR-8600-0235	2.35	.0925	.437	2
3510-000128	TR-8600-0236	2.36	.0929	.437	2



Item No.	Description	D mm	D Inch	L	OAL	Item No.	Description	D mm	D Inch	L	OAL
3510-000129	TR-8600-0237	2.37	.0933	.593	2 1/4	Call For Details	TR-8600-0282	2.82	.1110	.593	2 1/4
3510-000130	TR-8600-0238	2.38	.0937	.593	2 1/4	3510-000151	TR-8600-0283	2.83	.1114	.593	2 1/4
3866-000351	TR-8600-0239	2.39	.0941	.593	2 1/4	3510-000316	TR-8600-0284	2.84	.1118	.593	2 1/4
3510-000145	TR-8600-0240	2.40	.0945	.593	2 1/4	Call For Details	TR-8600-0285	2.85	.1122	.593	2 1/4
3510-000347	TR-8600-0241	2.41	.0949	.593	2 1/4	Call For Details	TR-8600-0286	2.86	.1126	.593	2 1/4
Call For Details	TR-8600-0242	2.42	.0953	.593	2 1/4	Call For Details	TR-8600-0287	2.87	.1130	.593	2 1/4
Call For Details	TR-8600-0243	2.43	.0957	.593	2 1/4	3510-000263	TR-8600-0288	2.88	.1134	.593	2 1/4
3510-000371	TR-8600-0244	2.44	.0961	.593	2 1/4	Call For Details	TR-8600-0289	2.89	.1138	.593	2 1/4
3510-000196	TR-8600-0245	2.45	.0965	.593	2 1/4	Call For Details	TR-8600-0290	2.90	.1142	.593	2 1/4
3510-000189	TR-8600-0246	2.46	.0969	.593	2 1/4	Call For Details	TR-8600-0291	2.91	.1146	.593	2 1/4
3510-000287	TR-8600-0247	2.47	.0972	.593	2 1/4	3510-000295	TR-8600-0292	2.92	.1150	.593	2 1/4
3510-000288	TR-8600-0248	2.48	.0976	.593	2 1/4	3510-000302	TR-8600-0293	2.93	.1154	.593	2 1/4
3510-000131	TR-8600-0249	2.49	.0980	.593	2 1/4	Call For Details	TR-8600-0294	2.94	.1157	.593	2 1/4
3510-000159	TR-8600-0250	2.50	.0984	.593	2 1/4	3510-000233	TR-8600-0295	2.95	.1161	.593	2 1/4
3510-000365	TR-8600-0251	2.51	.0988	.593	2 1/4	3510-000234	TR-8600-0296	2.96	.1165	.593	2 1/4
Call For Details	TR-8600-0252	2.52	.0992	.593	2 1/4	Call For Details	TR-8600-0297	2.97	.1169	.593	2 1/4
Call For Details	TR-8600-0253	2.53	.0996	.593	2 1/4	3510-000252	TR-8600-0298	2.98	.1173	.593	2 1/4
3510-000182	TR-8600-0254	2.54	.1000	.593	2 1/4	3510-000210	TR-8600-0299	2.99	.1177	.593	2 1/4
3510-000198	TR-8600-0255	2.55	.1004	.593	2 1/4	3510-000255	TR-8600-0300	3.00	.1181	.593	2 1/4
Call For Details	TR-8600-0256	2.56	.1008	.593	2 1/4	3510-000231	TR-8600-0301	3.01	.1185	.593	2 1/4
Call For Details	TR-8600-0257	2.57	.1012	.593	2 1/4	3510-000337	TR-8600-0302	3.02	.1189	.593	2 1/4
Call For Details	TR-8600-0258	2.58	.1016	.593	2 1/4	3510-000338	TR-8600-0303	3.03	.1193	.593	2 1/4
Call For Details	TR-8600-0259	2.59	.1020	.593	2 1/4	Call For Details	TR-8600-0304	3.04	.1197	.593	2 1/4
Call For Details	TR-8600-0260	2.60	.1024	.593	2 1/4	3510-000134	TR-8600-0305	3.05	.1201	.593	2 1/4
3510-000341	TR-8600-0261	2.61	.1028	.593	2 1/4	3510-000354	TR-8600-0306	3.06	.1205	.593	2 1/4
3510-000340	TR-8600-0262	2.62	.1031	.593	2 1/4	Call For Details	TR-8600-0307	3.07	.1209	.593	2 1/4
3510-000132	TR-8600-0263	2.63	.1035	.593	2 1/4	Call For Details	TR-8600-0308	3.08	.1213	.593	2 1/4
Call For Details	TR-8600-0264	2.64	.1039	.593	2 1/4	3510-000232	TR-8600-0309	3.09	.1217	.593	2 1/4
Call For Details	TR-8600-0265	2.65	.1043	.593	2 1/4	3510-000315	TR-8600-0310	3.10	.1220	.593	2 1/4
Call For Details	TR-8600-0266	2.66	.1047	.593	2 1/4	3510-000135	TR-8600-0311	3.11	.1224	.593	2 1/4
3510-000173	TR-8600-0267	2.67	.1051	.593	2 1/4	3510-000355	TR-8600-0312	3.12	.1228	.593	2 1/4
3510-000174	TR-8600-0268	2.68	.1055	.593	2 1/4	3510-000235	TR-8600-0313	3.13	.1232	.593	2 1/4
3510-000379	TR-8600-0269	2.69	.1059	.593	2 1/4	3510-000236	TR-8600-0314	3.14	.1236	.593	2 1/4
Call For Details	TR-8600-0270	2.70	.1063	.593	2 1/4	Call For Details	TR-8600-0315	3.15	.1240	.593	2 1/4
Call For Details	TR-8600-0271	2.71	.1067	.593	2 1/4	3510-000136	TR-8600-0316	3.16	.1244	.593	2 1/4
3510-000359	TR-8600-0272	2.72	.1071	.593	2 1/4	3510-000357	TR-8600-0317	3.17	.1248	.593	2 1/4
Call For Details	TR-8600-0273	2.73	.1075	.593	2 1/4	3510-000138	TR-8600-0318	3.18	.1252	.593	2 1/4
Call For Details	TR-8600-0274	2.74	.1079	.593	2 1/4	3510-000206	TR-8600-0319	3.19	.1256	.593	2 1/4
Call For Details	TR-8600-0275	2.75	.1083	.593	2 1/4	3510-000161	TR-8600-0320	3.20	.1260	.593	2 1/4
Call For Details	TR-8600-0276	2.76	.1087	.593	2 1/4	3510-000171	TR-8600-0321	3.21	.1264	.593	2 1/4
3510-000143	TR-8600-0277	2.77	.1091	.593	2 1/4	3510-000303	TR-8600-0322	3.22	.1268	.593	2 1/4
3510-000362	TR-8600-0278	2.78	.1094	.593	2 1/4	3510-000172	TR-8600-0323	3.23	.1272	.593	2 1/4
3510-000380	TR-8600-0279	2.79	.1098	.593	2 1/4	3510-000201	TR-8600-0324	3.24	.1276	.593	2 1/4
3510-000372	TR-8600-0280	2.80	.1102	.593	2 1/4	3510-000282	TR-8600-0325	3.25	.1280	.593	2 1/4
Call For Details	TR-8600-0281	2.81	.1106	.593	2 1/4						

Additional Sizes Available - Call for Details



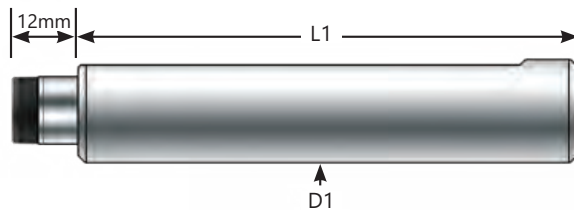
ADVANCED PRECISION MICRO TOOL HOLDERS

TIR <.0002in

Perfect Concentricity For Micro Drills

Look to **GenSwiss Micro Drill Holders** for a new standard in holding micro drills in CNC Swiss Machines and Precision Lathes.

Take the **NEXT STEP** in precision micro drilling performance to meet today's ever changing demands for high performance, tight tolerance, micro parts production.



Advanced Precision Collet Sleeves

Item No.	Description	Collet	D1	L1	Nut & Wrench Included
1026-000101A	CS-CHK-127-026A	CHK	.500in	26mm	Yes
1026-000100A	CS-CHK-190-076A	CHK	.750in	76mm	Yes
1026-000102A	CS-CHK-254-121A	CHK	1.00in	121mm	Yes



Precision CHK Collets 0.5mm - 5.8mm ID

Item No.	Description	Size	Item No.	Description	Size	Item No.	Description	Size
1007-000100	CC-CHK-0.5	0.5mm	1007-000119	CC-CHK-2.35	2.35mm	1007-000138	CC-CHK-4.1	4.1mm
1007-000101	CC-CHK-0.6	0.6mm	1007-000120	CC-CHK-2.4	2.4mm	1007-000139	CC-CHK-4.2	4.2mm
1007-000102	CC-CHK-0.7	0.7mm	1007-000121	CC-CHK-2.5	2.5mm	1007-000140	CC-CHK-4.3	4.3mm
1007-000103	CC-CHK-0.8	0.8mm	1007-000122	CC-CHK-2.6	2.6mm	1007-000141	CC-CHK-4.4	4.4mm
1007-000104	CC-CHK-0.9	0.9mm	1007-000123	CC-CHK-2.7	2.7mm	1007-000142	CC-CHK-4.5	4.5mm
1007-000105	CC-CHK-1.0	1.0mm	1007-000124	CC-CHK-2.8	2.8mm	1007-000143	CC-CHK-4.6	4.6mm
1007-000106	CC-CHK-1.1	1.1mm	1007-000125	CC-CHK-2.9	2.9mm	1007-000144	CC-CHK-4.7	4.7mm
1007-000107	CC-CHK-1.2	1.2mm	1007-000126	CC-CHK-3.0	3.0mm	1007-000145	CC-CHK-4.76	3/16in
1007-000108	CC-CHK-1.3	1.3mm	1007-000127	CC-CHK-3.1	3.1mm	1007-000146	CC-CHK-4.8	4.8mm
1007-000109	CC-CHK-1.4	1.4mm	1007-000128	CC-CHK-3.175	1/8in	1007-000147	CC-CHK-4.9	4.9mm
1007-000110	CC-CHK-1.5	1.5mm	1007-000129	CC-CHK-3.2	3.2mm	1007-000148	CC-CHK-5.0	5.0mm
1007-000111	CC-CHK-1.6	1.6mm	1007-000130	CC-CHK-3.3	3.3mm	1007-000149	CC-CHK-5.1	5.1mm
1007-000112	CC-CHK-1.7	1.7mm	1007-000131	CC-CHK-3.4	3.4mm	1007-000150	CC-CHK-5.2	5.2mm
1007-000113	CC-CHK-1.8	1.8mm	1007-000132	CC-CHK-3.5	3.5mm	1007-000151	CC-CHK-5.3	5.3mm
1007-000114	CC-CHK-1.9	1.9mm	1007-000133	CC-CHK-3.6	3.6mm	1007-000152	CC-CHK-5.4	5.4mm
1007-000115	CC-CHK-2.0	2.0mm	1007-000134	CC-CHK-3.7	3.7mm	1007-000153	CC-CHK-5.5	5.5mm
1007-000116	CC-CHK-2.1	2.1mm	1007-000135	CC-CHK-3.8	3.8mm	1007-000154	CC-CHK-5.6	5.6mm
1007-000117	CC-CHK-2.2	2.2mm	1007-000136	CC-CHK-3.9	3.9mm	1007-000155	CC-CHK-5.7	5.7mm
1007-000118	CC-CHK-2.3	2.3mm	1007-000137	CC-CHK-4.0	4.0mm	1007-000156	CC-CHK-5.8	5.8mm



Nut

Item No.	Description
1017-000100	CN-CHK

Wrench

Item No.	Description
1035-000114	CW-CHK 14mm



****Note: (1) Clamping Nut and Wrench Required****

MICRO DRILLS

GenSwiss Micro Drills are a cost effective solution for hard to find small diameter solid carbide micro drills & micro spotting tools. Swiss-style precision ensures maximum reliability, accuracy and finish results. When consistency of hole tolerance control is paramount, look to GenSwiss micro drills.

Sizes From .1mm (.004in) Up To 3mm (.1181in)

Precision Ground & Finished

Makes Use Of Readily Available ER Collets



Micro Drill Series Descriptions

Series	Material	Depth	Flute Ø	Flute Length	Drill Point	Helix	# of Flutes	Tolerance	Coolant-Thru
3610	HSS	2-3 x Ø	0.20-3.0mm	0.6-5.3mm	120°	35°	2	h6	No
3620	HSS	5 x Ø	0.10-3.0mm	0.7-18.0mm	120°	24°	2	h6	No
3630	Solid Carbide	2-3 x Ø	0.20-3.0mm	0.9-7.5mm	120°	24°	2	h6	No
3680	Solid Carbide	4-5 x Ø	0.20-1.99mm	1.1-8.4mm	120°	24°	2	h6	No
3640	Solid Carbide	4-5 x Ø	0.20-1.37mm	1.1-6.7mm	120°	35°	2	h6	No
3650	Solid Carbide	5-7 x Ø	0.10-1.99mm	0.5-12.0mm	140°	35°	2	h6	No
3660	Solid Carbide	6-7 x Ø	0.50-3.0mm	3.5-21.0mm	140°	30°	2	h4	No
3670	Solid Carbide	12 x Ø	0.50-2.0mm	6.0-24.0mm	140°	30°	2	h5	No
3690	Solid Carbide	15 x Ø	2.05-3.0mm	34-50mm	140°	30°	2	h5	Yes
3700	Solid Carbide	10 x Ø	0.20-3.0mm	2.0-30.0mm	120°	None	Half Round	h5	No
3710	Solid Carbide	4-6 x Ø	0.50-1.5mm	3.0-5.0mm	140°	30°	3	h5	No
3720	Solid Carbide	4-6 x Ø	0.50-3.0mm	6.0-16.0mm	140°	30°	3	h5	No

See the following pages for part numbers and sizes

Ti-Loc Tool Holder

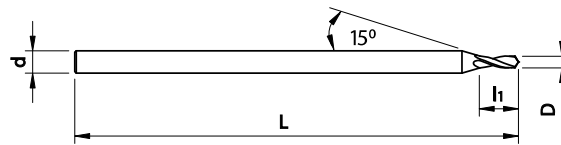
- Enables micro tools to clear the guide bushing
- Maintains exceptional TIR at extended length
- Solves deflection and chatter issues
- Available in ER8, ER11, ER16, ER20, & ER25 sizes



See Page 104

3610 Series - HiCo8 Cobalt - Center / Pilot / Spotting

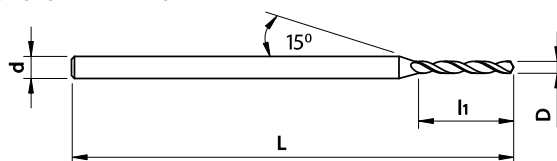
Material	Execution	Drill Point	Flute Helix	Flutes	Hardness	Tolerance
HiCo8 HSS	Right Hand	120°	35°	2	HRC 65	H6



Item No.	Description	D Flute Ø (mm)	D Flute Ø (inch)	d Shank Ø (mm)	L1 Flute Length	OAL (mm)
3610-000100	GD1-020-1.5-060-H	0.20	0.0079	1.5	0.6	25
3610-000101	GD1-025-1.5-080-H	0.25	0.0098	1.5	0.8	25
3610-000102	GD1-030-1.5-090-H	0.30	0.0118	1.5	0.9	25
3610-000103	GD1-035-1.5-100-H	0.35	0.0138	1.5	1.0	25
3610-000104	GD1-040-1.5-100-H	0.40	0.0157	1.5	1.0	25
3610-000105	GD1-045-1.5-120-H	0.45	0.0177	1.5	1.2	25
3610-000106	GD1-050-1.5-120-H	0.50	0.0197	1.5	1.2	25
3610-000107	GD1-055-1.5-140-H	0.55	0.0217	1.5	1.4	25
3610-000108	GD1-060-1.5-140-H	0.60	0.0236	1.5	1.4	25
3610-000109	GD1-065-1.5-170-H	0.65	0.0256	1.5	1.7	25
3610-000110	GD1-070-1.5-170-H	0.70	0.0276	1.5	1.7	25
3610-000111	GD1-075-1.5-180-H	0.75	0.0295	1.5	1.8	25
3610-000112	GD1-080-1.5-180-H	0.80	0.0315	1.5	1.8	25
3610-000113	GD1-085-1.5-180-H	0.85	0.0335	1.5	1.8	25
3610-000114	GD1-090-1.5-180-H	0.90	0.0354	1.5	1.8	25
3610-000115	GD1-095-1.5-200-H	0.95	0.0374	1.5	2.0	25
3610-000116	GD1-100-1.5-200-H	1.00	0.0394	1.5	2.0	25
3610-000117	GD1-105-1.5-230-H	1.05	0.0413	1.5	2.3	25
3610-000118	GD1-110-1.5-230-H	1.10	0.0433	1.5	2.3	25
3610-000119	GD1-115-1.5-230-H	1.15	0.0453	1.5	2.3	25
3610-000120	GD1-120-1.5-230-H	1.20	0.0472	1.5	2.3	25
3610-000121	GD1-125-1.5-270-H	1.25	0.0492	1.5	2.7	25
3610-000122	GD1-130-1.5-270-H	1.30	0.0512	1.5	2.7	25
3610-000123	GD1-135-1.5-270-H	1.35	0.0531	1.5	2.7	25
3610-000124	GD1-140-1.5-270-H	1.40	0.0551	1.5	2.7	25
3610-000125	GD1-145-1.5-270-H	1.45	0.0571	1.5	2.7	25
3610-000126	GD1-150-2.0-300-H	1.50	0.0591	2.0	3.0	25
3610-000127	GD1-160-2.0-300-H	1.60	0.0630	2.0	3.0	25
3610-000128	GD1-170-2.0-330-H	1.70	0.0669	2.0	3.3	25
3610-000129	GD1-180-2.0-330-H	1.80	0.0709	2.0	3.3	25
3610-000130	GD1-190-2.0-300-H	1.90	0.0748	2.0	3.3	25
3610-000131	GD1-200-2.0-400-H	2.00	0.0787	2.0	4.0	25
3610-000132	GD1-210-2.5-400-H	2.10	0.0827	2.5	4.0	25
3610-000133	GD1-220-2.5-400-H	2.20	0.0866	2.5	4.0	25
3610-000134	GD1-230-2.5-460-H	2.30	0.0906	2.5	4.6	25
3610-000135	GD1-240-2.5-460-H	2.40	0.0945	2.5	4.6	25
3610-000136	GD1-250-2.5-460-H	2.50	0.0984	2.5	4.6	25
3610-000137	GD1-260-3.0-460-H	2.60	0.1024	3.0	4.6	25
3610-000138	GD1-270-3.0-530-H	2.70	0.1063	3.0	5.3	25
3610-000139	GD1-280-3.0-530-H	2.80	0.1102	3.0	5.3	25
3610-000140	GD1-290-3.0-530-H	2.90	0.1142	3.0	5.3	25
3610-000141	GD1-300-3.0-530-H	3.00	0.1181	3.0	5.3	25

3620 Series - HiCo8 Cobalt - 5 x D Depth

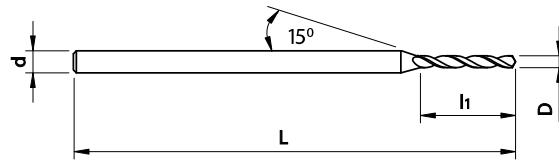
Material	Execution	Drill Point	Flute Helix	Flutes	Hardness	Tolerance
HiCo8 HSS	Right Hand	120°	24°	2	HRC 65	H6



Item No.	Description	D Flute Ø (mm)	D Flute Ø (inch)	d Shank Ø (mm)	L1 Flute Length	OAL (mm)
3620-000100	GD2-010-1.0-070-H	0.10	0.0039	1.0	0.7	25
3620-000101	GD2-011-1.0-070-H	0.11	0.0043	1.0	0.7	25
3620-000102	GD2-012-1.0-070-H	0.12	0.0047	1.0	0.7	25
3620-000103	GD2-013-1.0-100-H	0.13	0.0051	1.0	1.0	25
3620-000104	GD2-014-1.0-100-H	0.14	0.0055	1.0	1.0	25
3620-000105	GD2-015-1.0-100-H	0.15	0.0059	1.0	1.0	25
3620-000106	GD2-016-1.0-140-H	0.16	0.0063	1.0	1.4	25
3620-000107	GD2-017-1.0-140-H	0.17	0.0067	1.0	1.4	25
3620-000108	GD2-018-1.0-140-H	0.18	0.0071	1.0	1.4	25
3620-000109	GD2-019-1.0-140-H	0.19	0.0075	1.0	1.4	25
3620-000110	GD2-020-1.0-180-H	0.20	0.0079	1.0	1.8	25
3620-000111	GD2-021-1.0-180-H	0.21	0.0083	1.0	1.8	25
3620-000112	GD2-022-1.0-180-H	0.22	0.0087	1.0	1.8	25
3620-000113	GD2-023-1.0-180-H	0.23	0.0091	1.0	1.8	25
3620-000114	GD2-024-1.0-180-H	0.24	0.0094	1.0	1.8	25
3620-000115	GD2-025-1.0-220-H	0.25	0.0098	1.0	2.2	25
3620-000116	GD2-026-1.0-220-H	0.26	0.0102	1.0	2.2	25
3620-000117	GD2-027-1.0-220-H	0.27	0.0106	1.0	2.2	25
3620-000118	GD2-028-1.0-220-H	0.28	0.0110	1.0	2.2	25
3620-000119	GD2-029-1.0-220-H	0.29	0.0114	1.0	2.2	25
3620-000120	GD2-030-1.0-220-H	0.30	0.0118	1.0	2.2	25
3620-000121	GD2-031-1.0-280-H	0.31	0.0122	1.0	2.8	25
3620-000122	GD2-032-1.0-280-H	0.32	0.0126	1.0	2.8	25
3620-000123	GD2-033-1.0-280-H	0.33	0.0130	1.0	2.8	25
3620-000124	GD2-034-1.0-280-H	0.34	0.0134	1.0	2.8	25
3620-000125	GD2-035-1.0-280-H	0.35	0.0138	1.0	2.8	25
3620-000126	GD2-036-1.0-280-H	0.36	0.0142	1.0	2.8	25
3620-000127	GD2-037-1.0-280-H	0.37	0.0146	1.0	2.8	25
3620-000128	GD2-038-1.0-280-H	0.38	0.0150	1.0	2.8	25
3620-000129	GD2-039-1.0-280-H	0.39	0.0154	1.0	2.8	25
3620-000130	GD2-040-1.0-320-H	0.40	0.0157	1.0	3.2	25
3620-000131	GD2-041-1.0-320-H	0.41	0.0161	1.0	3.2	25
3620-000132	GD2-042-1.0-320-H	0.42	0.0165	1.0	3.2	25
3620-000133	GD2-043-1.0-320-H	0.43	0.0169	1.0	3.2	25
3620-000134	GD2-044-1.0-320-H	0.44	0.0173	1.0	3.2	25
3620-000135	GD2-045-1.0-320-H	0.45	0.0177	1.0	3.2	25
3620-000136	GD2-046-1.0-360-H	0.46	0.0181	1.0	3.6	25
3620-000137	GD2-047-1.0-360-H	0.47	0.0185	1.0	3.6	25
3620-000138	GD2-048-1.0-360-H	0.48	0.0189	1.0	3.6	25
3620-000139	GD2-049-1.0-360-H	0.49	0.0193	1.0	3.6	25
3620-000140	GD2-050-1.0-360-H	0.50	0.0197	1.0	3.6	25
3620-000141	GD2-051-1.5-400-H	0.51	0.0201	1.5	4.0	25
3620-000142	GD2-052-1.5-400-H	0.52	0.0205	1.5	4.0	25
3620-000143	GD2-053-1.5-400-H	0.53	0.0209	1.5	4.0	25
3620-000144	GD2-054-1.5-400-H	0.54	0.0213	1.5	4.0	25
3620-000145	GD2-055-1.5-400-H	0.55	0.0217	1.5	4.0	25
3620-000146	GD2-056-1.5-450-H	0.56	0.0220	1.5	4.5	25
3620-000147	GD2-057-1.5-450-H	0.57	0.0224	1.5	4.5	25
3620-000148	GD2-058-1.5-450-H	0.58	0.0228	1.5	4.5	25

3620 Series - HiCo8 Cobalt - 5 x D Depth (Continued)

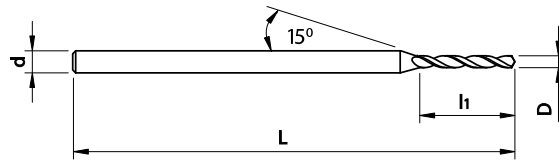
Material	Execution	Drill Point	Flute Helix	Flutes	Hardness	Tolerance
HiCo8 HSS	Right Hand	120°	24°	2	HRC 65	H6



Item No.	Description	D Flute Ø (mm)	D Flute Ø (inch)	d Shank Ø (mm)	L1 Flute Length	OAL (mm)
3620-000149	GD2-059-1.5-450-H	0.59	0.0232	1.5	4.5	25
3620-000150	GD2-060-1.5-450-H	0.60	0.0236	1.5	4.5	25
3620-000151	GD2-061-1.5-470-H	0.61	0.0240	1.5	4.7	25
3620-000152	GD2-062-1.5-470-H	0.62	0.0244	1.5	4.7	25
3620-000153	GD2-063-1.5-470-H	0.63	0.0248	1.5	4.7	25
3620-000154	GD2-064-1.5-470-H	0.64	0.0252	1.5	4.7	25
3620-000155	GD2-065-1.5-470-H	0.65	0.0256	1.5	4.7	25
3620-000156	GD2-066-1.5-470-H	0.66	0.026	1.5	4.7	25
3620-000157	GD2-067-1.5-470-H	0.67	0.0264	1.5	4.7	25
3620-000158	GD2-068-1.5-520-H	0.68	0.0268	1.5	5.2	25
3620-000159	GD2-069-1.5-520-H	0.69	0.0272	1.5	5.2	25
3620-000160	GD2-070-1.5-520-H	0.70	0.0276	1.5	5.2	25
3620-000161	GD2-071-1.5-520-H	0.71	0.0280	1.5	5.2	25
3620-000162	GD2-072-1.5-520-H	0.72	0.0283	1.5	5.2	25
3620-000163	GD2-073-1.5-520-H	0.73	0.0287	1.5	5.2	25
3620-000164	GD2-074-1.5-520-H	0.74	0.0291	1.5	5.2	25
3620-000165	GD2-075-1.5-520-H	0.75	0.0295	1.5	5.2	25
3620-000166	GD2-076-1.5-550-H	0.76	0.0299	1.5	5.5	25
3620-000167	GD2-077-1.5-550-H	0.77	0.0303	1.5	5.5	25
3620-000168	GD2-078-1.5-550-H	0.78	0.0307	1.5	5.5	25
3620-000169	GD2-079-1.5-550-H	0.79	0.0311	1.5	5.5	25
3620-000170	GD2-080-1.5-550-H	0.80	0.0315	1.5	5.5	25
3620-000171	GD2-081-1.5-550-H	0.81	0.0319	1.5	5.5	25
3620-000172	GD2-082-1.5-550-H	0.82	0.0323	1.5	5.5	25
3620-000173	GD2-083-1.5-550-H	0.83	0.0327	1.5	5.5	25
3620-000174	GD2-084-1.5-550-H	0.84	0.0331	1.5	5.5	25
3620-000175	GD2-085-1.5-550-H	0.85	0.0335	1.5	5.5	25
3620-000176	GD2-086-1.5-600-H	0.86	0.0339	1.5	6.0	25
3620-000177	GD2-087-1.5-600-H	0.87	0.0343	1.5	6.0	25
3620-000178	GD2-088-1.5-600-H	0.88	0.0346	1.5	6.0	25
3620-000179	GD2-089-1.5-600-H	0.89	0.0350	1.5	6.0	25
3620-000180	GD2-090-1.5-600-H	0.90	0.0354	1.5	6.0	25
3620-000181	GD2-091-1.5-600-H	0.91	0.0358	1.5	6.0	25
3620-000182	GD2-092-1.5-600-H	0.92	0.0362	1.5	6.0	25
3620-000183	GD2-093-1.5-600-H	0.93	0.0366	1.5	6.0	25
3620-000184	GD2-094-1.5-600-H	0.94	0.0370	1.5	6.0	25
3620-000185	GD2-095-1.5-600-H	0.95	0.0374	1.5	6.0	25
3620-000186	GD2-096-1.5-650-H	0.96	0.0378	1.5	6.5	25
3620-000187	GD2-097-1.5-650-H	0.97	0.0382	1.5	6.5	25
3620-000188	GD2-098-1.5-650-H	0.98	0.0386	1.5	6.5	25
3620-000189	GD2-099-1.5-650-H	0.99	0.0390	1.5	6.5	25
3620-000190	GD2-100-1.5-650-H	1.00	0.0394	1.5	6.5	25
3620-000191	GD2-101-1.5-650-H	1.01	0.0398	1.5	6.5	25
3620-000192	GD2-102-1.5-650-H	1.02	0.0402	1.5	6.5	25
3620-000193	GD2-103-1.5-650-H	1.03	0.0406	1.5	6.5	25
3620-000194	GD2-104-1.5-650-H	1.04	0.0409	1.5	6.5	25
3620-000195	GD2-105-1.5-650-H	1.05	0.0413	1.5	6.5	25
3620-000196	GD2-106-1.5-700-H	1.06	0.0417	1.5	7.0	25
3620-000197	GD2-107-1.5-700-H	1.07	0.0421	1.5	7.0	25
3620-000198	GD2-108-1.5-700-H	1.08	0.0425	1.5	7.0	25

3620 Series - HiCo8 Cobalt - 5 x D Depth (Continued)

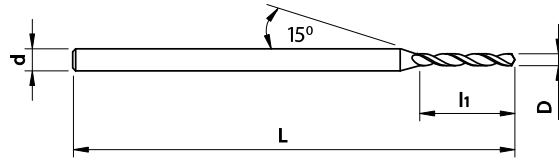
Material	Execution	Drill Point	Flute Helix	Flutes	Hardness	Tolerance
HiCo8 HSS	Right Hand	120°	24°	2	HRC 65	H6



Item No.	Description	D Flute Ø (mm)	D Flute Ø (inch)	d Shank Ø (mm)	L1 Flute Length	OAL (mm)
3620-000199	GD2-109-1.5-700-H	1.09	0.0429	1.5	7.0	25
3620-000200	GD2-110-1.5-700-H	1.10	0.0433	1.5	7.0	25
3620-000201	GD2-111-1.5-700-H	1.11	0.0437	1.5	7.0	25
3620-000202	GD2-112-1.5-700-H	1.12	0.0441	1.5	7.0	25
3620-000203	GD2-113-1.5-700-H	1.13	0.0445	1.5	7.0	25
3620-000204	GD2-114-1.5-700-H	1.14	0.0449	1.5	7.0	25
3620-000205	GD2-115-1.5-700-H	1.15	0.0453	1.5	7.0	25
3620-000206	GD2-116-1.5-750-H	1.16	0.0457	1.5	7.5	25
3620-000207	GD2-117-1.5-750-H	1.17	0.0461	1.5	7.5	25
3620-000208	GD2-118-1.5-750-H	1.18	0.0465	1.5	7.5	25
3620-000209	GD2-119-1.5-750-H	1.19	0.0469	1.5	7.5	25
3620-000210	GD2-120-1.5-750-H	1.20	0.0472	1.5	7.5	25
3620-000211	GD2-121-1.5-750-H	1.21	0.0476	1.5	7.5	25
3620-000212	GD2-122-1.5-750-H	1.22	0.0480	1.5	7.5	25
3620-000213	GD2-123-1.5-750-H	1.23	0.0484	1.5	7.5	25
3620-000214	GD2-124-1.5-750-H	1.24	0.0488	1.5	7.5	25
3620-000215	GD2-125-1.5-750-H	1.25	0.0492	1.5	7.5	25
3620-000216	GD2-126-1.5-750-H	1.26	0.0496	1.5	7.5	25
3620-000217	GD2-127-1.5-750-H	1.27	0.0500	1.5	7.5	25
3620-000218	GD2-128-1.5-750-H	1.28	0.0504	1.5	7.5	25
3620-000219	GD2-129-1.5-750-H	1.29	0.0508	1.5	7.5	25
3620-000220	GD2-130-1.5-750-H	1.30	0.0512	1.5	7.5	25
3620-000221	GD2-131-1.5-850-H	1.31	0.0516	1.5	8.5	25
3620-000222	GD2-132-1.5-850-H	1.32	0.0520	1.5	8.5	25
3620-000223	GD2-133-1.5-850-H	1.33	0.0524	1.5	8.5	25
3620-000224	GD2-134-1.5-850-H	1.34	0.0528	1.5	8.5	25
3620-000225	GD2-135-1.5-850-H	1.35	0.0531	1.5	8.5	25
3620-000226	GD2-136-1.5-850-H	1.36	0.0535	1.5	8.5	25
3620-000227	GD2-137-1.5-850-H	1.37	0.0539	1.5	8.5	25
3620-000228	GD2-138-1.5-850-H	1.38	0.0543	1.5	8.5	25
3620-000229	GD2-139-1.5-850-H	1.39	0.0547	1.5	8.5	25
3620-000230	GD2-140-1.5-850-H	1.40	0.0551	1.5	8.5	25
3620-000231	GD2-141-1.5-850-H	1.41	0.0555	1.5	8.5	25
3620-000232	GD2-142-1.5-850-H	1.42	0.0559	1.5	8.5	25
3620-000233	GD2-143-1.5-850-H	1.43	0.0563	1.5	8.5	25
3620-000234	GD2-144-1.5-850-H	1.44	0.0567	1.5	8.5	25
3620-000235	GD2-145-1.5-850-H	1.45	0.0571	1.5	8.5	25
3620-000236	GD2-146-1.5-850-H	1.46	0.0575	1.5	8.5	25
3620-000237	GD2-147-1.5-850-H	1.47	0.0579	1.5	8.5	25
3620-000238	GD2-148-1.5-850-H	1.48	0.0583	1.5	8.5	25
3620-000239	GD2-149-1.5-850-H	1.49	0.0587	1.5	8.5	25
3620-000240	GD2-150-2.0-1000-H	1.50	0.0591	2.0	10.0	35
3620-000241	GD2-151-2.0-1000-H	1.51	0.0594	2.0	10.0	35
3620-000242	GD2-152-2.0-1000-H	1.52	0.0598	2.0	10.0	35
3620-000243	GD2-153-2.0-1000-H	1.53	0.0602	2.0	10.0	35
3620-000244	GD2-154-2.0-1000-H	1.54	0.0606	2.0	10.0	35
3620-000245	GD2-155-2.0-1000-H	1.55	0.0610	2.0	10.0	35
3620-000246	GD2-156-2.0-1000-H	1.56	0.0614	2.0	10.0	35
3620-000247	GD2-157-2.0-1000-H	1.57	0.0618	2.0	10.0	35

3620 Series - HiCo8 Cobalt - 5 x D Depth (Continued)

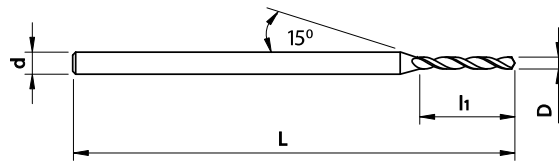
Material	Execution	Drill Point	Flute Helix	Flutes	Hardness	Tolerance
HiCo8 HSS	Right Hand	120°	24°	2	HRC 65	H6



Item No.	Description	D Flute Ø (mm)	D Flute Ø (inch)	d Shank Ø (mm)	L1 Flute Length	OAL (mm)
3620-000248	GD2-158-2.0-1000-H	1.58	0.0622	2.0	10	35
3620-000249	GD2-159-2.0-1000-H	1.59	0.0626	2.0	10	35
3620-000250	GD2-160-2.0-1000-H	1.60	0.0630	2.0	10	35
3620-000251	GD2-161-2.0-1000-H	1.61	0.0634	2.0	10	35
3620-000252	GD2-162-2.0-1000-H	1.62	0.0638	2.0	10	35
3620-000253	GD2-163-2.0-1000-H	1.63	0.0642	2.0	10	35
3620-000254	GD2-164-2.0-1000-H	1.64	0.0646	2.0	10	35
3620-000255	GD2-165-2.0-1000-H	1.65	0.0650	2.0	10	35
3620-000256	GD2-166-2.0-1000-H	1.66	0.0654	2.0	10	35
3620-000257	GD2-167-2.0-1000-H	1.67	0.0657	2.0	10	35
3620-000258	GD2-168-2.0-1000-H	1.68	0.0661	2.0	10	35
3620-000259	GD2-169-2.0-1000-H	1.69	0.0665	2.0	10	35
3620-000260	GD2-170-2.0-1000-H	1.70	0.0669	2.0	10	35
3620-000261	GD2-171-2.0-1000-H	1.71	0.0673	2.0	10	35
3620-000262	GD2-172-2.0-1000-H	1.72	0.0677	2.0	10	35
3620-000263	GD2-173-2.0-1000-H	1.73	0.0681	2.0	10	35
3620-000264	GD2-174-2.0-1000-H	1.74	0.0685	2.0	10	35
3620-000265	GD2-175-2.0-1000-H	1.75	0.0689	2.0	10	35
3620-000266	GD2-176-2.0-1000-H	1.76	0.0693	2.0	10	35
3620-000267	GD2-177-2.0-1100-H	1.77	0.0697	2.0	11	35
3620-000268	GD2-178-2.0-1100-H	1.78	0.0701	2.0	11	35
3620-000269	GD2-179-2.0-1100-H	1.79	0.0705	2.0	11	35
3620-000270	GD2-180-2.0-1100-H	1.80	0.0709	2.0	11	35
3620-000271	GD2-181-2.0-1100-H	1.81	0.0713	2.0	11	35
3620-000272	GD2-182-2.0-1100-H	1.82	0.0717	2.0	11	35
3620-000273	GD2-183-2.0-1100-H	1.83	0.072	2.0	11	35
3620-000274	GD2-184-2.0-1100-H	1.84	0.0724	2.0	11	35
3620-000275	GD2-185-2.0-1100-H	1.85	0.0728	2.0	11	35
3620-000276	GD2-186-2.0-1100-H	1.86	0.0732	2.0	11	35
3620-000277	GD2-187-2.0-1100-H	1.87	0.0736	2.0	11	35
3620-000278	GD2-188-2.0-1100-H	1.88	0.0740	2.0	11	35
3620-000279	GD2-189-2.0-1100-H	1.89	0.0744	2.0	11	35
3620-000280	GD2-190-2.0-1100-H	1.90	0.0748	2.0	11	35
3620-000281	GD2-191-2.0-1100-H	1.91	0.0752	2.0	11	35
3620-000282	GD2-192-2.0-1100-H	1.92	0.0756	2.0	11	35
3620-000283	GD2-193-2.0-1100-H	1.93	0.0760	2.0	11	35
3620-000284	GD2-194-2.0-1100-H	1.94	0.0764	2.0	11	35
3620-000285	GD2-195-2.0-1100-H	1.95	0.0768	2.0	11	35
3620-000286	GD2-196-2.0-1100-H	1.96	0.0772	2.0	11	35
3620-000287	GD2-197-2.0-1100-H	1.97	0.0776	2.0	11	35
3620-000288	GD2-198-2.0-1100-H	1.98	0.0780	2.0	11	35
3620-000289	GD2-199-2.0-1100-H	1.99	0.0783	2.0	11	35
3620-000290	GD2-200-2.0-1100-H	2.00	0.0787	2.0	11	35
3620-000291	GD2-201-2.5-1200-H	2.01	0.0791	2.5	12	35
3620-000292	GD2-202-2.5-1200-H	2.02	0.0795	2.5	12	35
3620-000293	GD2-203-2.5-1200-H	2.03	0.0799	2.5	12	35
3620-000294	GD2-204-2.5-1200-H	2.04	0.0803	2.5	12	35
3620-000295	GD2-205-2.5-1200-H	2.05	0.0807	2.5	12	35
3620-000296	GD2-206-2.5-1200-H	2.06	0.0811	2.5	12	35

3620 Series - HiCo8 Cobalt - 5 x D Depth (Continued)

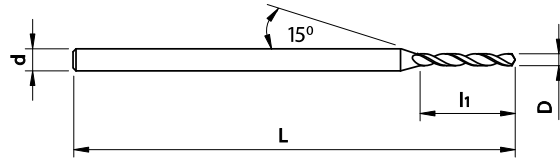
Material	Execution	Drill Point	Flute Helix	Flutes	Hardness	Tolerance
HiCo8 HSS	Right Hand	120°	24°	2	HRC 65	H6



Item No.	Description	D Flute Ø (mm)	D Flute Ø (inch)	d Shank Ø (mm)	L1 Flute Length	OAL (mm)
3620-000297	GD2-207-2.5-1200-H	2.07	0.0815	2.5	12	35
3620-000298	GD2-208-2.5-1200-H	2.08	0.0819	2.5	12	35
3620-000299	GD2-209-2.5-1200-H	2.09	0.0823	2.5	12	35
3620-000300	GD2-210-2.5-1200-H	2.10	0.0827	2.5	12	35
3620-000301	GD2-211-2.5-1200-H	2.11	0.0831	2.5	12	35
3620-000302	GD2-212-2.5-1200-H	2.12	0.0835	2.5	12	35
3620-000303	GD2-213-2.5-1200-H	2.13	0.0839	2.5	12	35
3620-000304	GD2-214-2.5-1200-H	2.14	0.0843	2.5	12	35
3620-000305	GD2-215-2.5-1200-H	2.15	0.0846	2.5	12	35
3620-000306	GD2-216-2.5-1200-H	2.16	0.0850	2.5	12	35
3620-000307	GD2-217-2.5-1200-H	2.17	0.0854	2.5	12	35
3620-000308	GD2-218-2.5-1200-H	2.18	0.0858	2.5	12	35
3620-000309	GD2-219-2.5-1200-H	2.19	0.0862	2.5	12	35
3620-000310	GD2-220-2.5-1200-H	2.20	0.0866	2.5	12	35
3620-000311	GD2-221-2.5-1400-H	2.21	0.0870	2.5	14	35
3620-000312	GD2-222-2.5-1400-H	2.22	0.0874	2.5	14	35
3620-000313	GD2-223-2.5-1400-H	2.23	0.0878	2.5	14	35
3620-000314	GD2-224-2.5-1400-H	2.24	0.0882	2.5	14	35
3620-000315	GD2-225-2.5-1400-H	2.25	0.0886	2.5	14	35
3620-000316	GD2-226-2.5-1400-H	2.26	0.0890	2.5	14	35
3620-000317	GD2-227-2.5-1400-H	2.27	0.0894	2.5	14	35
3620-000318	GD2-228-2.5-1400-H	2.28	0.0898	2.5	14	35
3620-000319	GD2-229-2.5-1400-H	2.29	0.0902	2.5	14	35
3620-000320	GD2-230-2.5-1400-H	2.30	0.0906	2.5	14	35
3620-000321	GD2-231-2.5-1400-H	2.31	0.0909	2.5	14	35
3620-000322	GD2-232-2.5-1400-H	2.32	0.0913	2.5	14	35
3620-000323	GD2-233-2.5-1400-H	2.33	0.0917	2.5	14	35
3620-000324	GD2-234-2.5-1400-H	2.34	0.0921	2.5	14	35
3620-000325	GD2-235-2.5-1400-H	2.35	0.0925	2.5	14	35
3620-000326	GD2-236-2.5-1400-H	2.36	0.0929	2.5	14	35
3620-000327	GD2-237-2.5-1400-H	2.37	0.0933	2.5	14	35
3620-000328	GD2-238-2.5-1400-H	2.38	0.0937	2.5	14	35
3620-000329	GD2-239-2.5-1400-H	2.39	0.0941	2.5	14	35
3620-000330	GD2-240-2.5-1400-H	2.40	0.0945	2.5	14	35
3620-000331	GD2-241-2.5-1400-H	2.41	0.0949	2.5	14	35
3620-000332	GD2-242-2.5-1400-H	2.42	0.0953	2.5	14	35
3620-000333	GD2-243-2.5-1400-H	2.43	0.0957	2.5	14	35
3620-000334	GD2-244-2.5-1400-H	2.44	0.0961	2.5	14	35
3620-000335	GD2-245-2.5-1400-H	2.45	0.0965	2.5	14	35
3620-000336	GD2-246-2.5-1400-H	2.46	0.0969	2.5	14	35
3620-000337	GD2-247-2.5-1400-H	2.47	0.0972	2.5	14	35
3620-000338	GD2-248-2.5-1400-H	2.48	0.0976	2.5	14	35
3620-000339	GD2-249-2.5-1400-H	2.49	0.0980	2.5	14	35
3620-000340	GD2-250-2.5-1400-H	2.50	0.0984	2.5	14	35
3620-000341	GD2-251-300-1600-H	2.51	0.0988	3.0	16	40
3620-000342	GD2-252-300-1600-H	2.52	0.0992	3.0	16	40
3620-000343	GD2-253-300-1600-H	2.53	0.0996	3.0	16	40
3620-000344	GD2-254-300-1600-H	2.54	0.1000	3.0	16	40
3620-000345	GD2-255-300-1600-H	2.55	0.1004	3.0	16	40

3620 Series - HiCo8 Cobalt - 5 x D Depth (Continued)

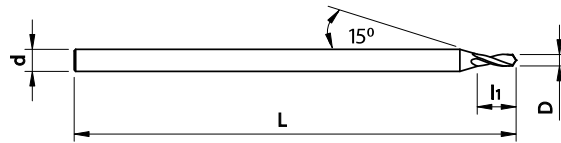
Material	Execution	Drill Point	Flute Helix	Flutes	Hardness	Tolerance
HiCo8 HSS	Right Hand	120°	24°	2	HRC 65	H6



Item No.	Description	D Flute Ø (mm)	D Flute Ø (inch)	d Shank Ø (mm)	L1 Flute Length	OAL (mm)
3620-000346	GD2-256-300-1600-H	2.56	0.1008	3.0	16	40
3620-000347	GD2-257-300-1600-H	2.57	0.1012	3.0	16	40
3620-000348	GD2-258-300-1600-H	2.58	0.1016	3.0	16	40
3620-000349	GD2-259-300-1600-H	2.59	0.1020	3.0	16	40
3620-000350	GD2-260-300-1600-H	2.60	0.1024	3.0	16	40
3620-000351	GD2-261-300-1600-H	2.61	0.1028	3.0	16	40
3620-000352	GD2-262-300-1600-H	2.62	0.1031	3.0	16	40
3620-000353	GD2-263-300-1600-H	2.63	0.1035	3.0	16	40
3620-000354	GD2-264-300-1600-H	2.64	0.1039	3.0	16	40
3620-000355	GD2-265-300-1600-H	2.65	0.1043	3.0	16	40
3620-000356	GD2-266-300-1600-H	2.66	0.1047	3.0	16	40
3620-000357	GD2-267-300-1600-H	2.67	0.1051	3.0	16	40
3620-000358	GD2-268-300-1600-H	2.68	0.1055	3.0	16	40
3620-000359	GD2-269-300-1600-H	2.69	0.1059	3.0	16	40
3620-000360	GD2-270-300-1600-H	2.70	0.1063	3.0	16	40
3620-000361	GD2-271-300-1600-H	2.71	0.1067	3.0	16	40
3620-000362	GD2-272-300-1600-H	2.72	0.1071	3.0	16	40
3620-000363	GD2-273-300-1600-H	2.73	0.1075	3.0	16	40
3620-000364	GD2-274-300-1600-H	2.74	0.1079	3.0	16	40
3620-000365	GD2-275-300-1600-H	2.75	0.1083	3.0	16	40
3620-000366	GD2-276-300-1800-H	2.76	0.1087	3.0	18	40
3620-000367	GD2-277-300-1800-H	2.77	0.1091	3.0	18	40
3620-000368	GD2-278-300-1800-H	2.78	0.1094	3.0	18	40
3620-000369	GD2-279-300-1800-H	2.79	0.1098	3.0	18	40
3620-000370	GD2-280-300-1800-H	2.80	0.1102	3.0	18	40
3620-000371	GD2-281-300-1800-H	2.81	0.1106	3.0	18	40
3620-000372	GD2-282-300-1800-H	2.82	0.1110	3.0	18	40
3620-000373	GD2-283-300-1800-H	2.83	0.1114	3.0	18	40
3620-000374	GD2-284-300-1800-H	2.84	0.1118	3.0	18	40
3620-000375	GD2-285-300-1800-H	2.85	0.1122	3.0	18	40
3620-000376	GD2-286-300-1800-H	2.86	0.1126	3.0	18	40
3620-000377	GD2-287-300-1800-H	2.87	0.1130	3.0	18	40
3620-000378	GD2-288-300-1800-H	2.88	0.1134	3.0	18	40
3620-000379	GD2-289-300-1800-H	2.89	0.1138	3.0	18	40
3620-000380	GD2-290-300-1800-H	2.90	0.1142	3.0	18	40
3620-000381	GD2-291-300-1800-H	2.91	0.1146	3.0	18	40
3620-000382	GD2-292-300-1800-H	2.92	0.1150	3.0	18	40
3620-000383	GD2-293-300-1800-H	2.93	0.1154	3.0	18	40
3620-000384	GD2-294-300-1800-H	2.94	0.1157	3.0	18	40
3620-000385	GD2-295-300-1800-H	2.95	0.1161	3.0	18	40
3620-000386	GD2-296-300-1800-H	2.96	0.1165	3.0	18	40
3620-000387	GD2-297-300-1800-H	2.97	0.1169	3.0	18	40
3620-000388	GD2-298-300-1800-H	2.98	0.1173	3.0	18	40
3620-000389	GD2-299-300-1800-H	2.99	0.1177	3.0	18	40
3620-000390	GD2-300-300-1800-H	3.00	0.1181	3.0	18	40

3630 Series - Solid Carbide - Center / Pilot / Spotting

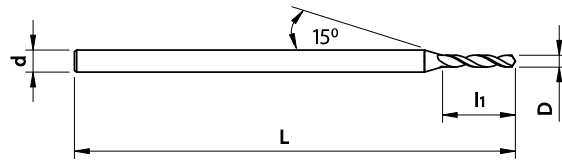
Material	Execution	Drill Point	Flute Helix	Flutes	Hardness	Tolerance
Micro Grain Carbide	Right Hand	120°	24°	2	HRC 65	H6



Item No.	Description	D Flute Ø (mm)	D Flute Ø (inch)	d Shank Ø (mm)	L1 Flute Length	OAL (mm)
3630-000100	GD3-020-1.5-090-C	0.20	0.0079	1.5	0.9	30
3630-000101	GD3-025-1.5-090-C	0.25	0.0098	1.5	0.9	30
3630-000102	GD3-030-1.5-090-C	0.30	0.0118	1.5	0.9	30
3630-000103	GD3-035-1.5-012-C	0.35	0.0138	1.5	1.2	30
3630-000104	GD3-040-1.5-150-C	0.40	0.0157	1.5	1.5	30
3630-000105	GD3-045-1.5-150-C	0.45	0.0177	1.5	1.5	30
3630-000106	GD3-050-1.5-190-C	0.50	0.0197	1.5	1.9	30
3630-000107	GD3-055-1.5-190-C	0.55	0.0217	1.5	1.9	30
3630-000108	GD3-060-1.5-190-C	0.60	0.0236	1.5	1.9	30
3630-000109	GD3-065-1.5-210-C	0.65	0.0256	1.5	2.1	30
3630-000110	GD3-070-1.5-240-C	0.70	0.0276	1.5	2.4	30
3630-000111	GD3-075-1.5-240-C	0.75	0.0295	1.5	2.4	30
3630-000112	GD3-080-1.5-260-C	0.80	0.0315	1.5	2.6	30
3630-000113	GD3-085-1.5-260-C	0.85	0.0335	1.5	2.6	30
3630-000114	GD3-090-1.5-300-C	0.90	0.0354	1.5	3.0	30
3630-000115	GD3-095-1.5-300-C	0.95	0.0374	1.5	3.0	30
3630-000116	GD3-100-1.5-340-C	1.00	0.0394	1.5	3.4	30
3630-000117	GD3-105-1.5-340-C	1.05	0.0413	1.5	3.4	30
3630-000118	GD3-110-1.5-380-C	1.10	0.0433	1.5	3.8	30
3630-000119	GD3-115-1.5-380-C	1.15	0.0453	1.5	3.8	30
3630-000120	GD3-120-1.5-420-C	1.20	0.0472	1.5	4.2	30
3630-000121	GD3-125-1.5-420-C	1.25	0.0492	1.5	4.2	30
3630-000122	GD3-130-1.5-420-C	1.30	0.0512	1.5	4.2	30
3630-000123	GD3-135-1.5-470-C	1.35	0.0531	1.5	4.7	30
3630-000124	GD3-140-1.5-470-C	1.40	0.0551	1.5	4.7	30
3630-000125	GD3-145-1.5-470-C	1.45	0.0571	1.5	4.7	30
3630-000126	GD3-150-2.0-470-C	1.50	0.0591	2.0	4.7	38
3630-000127	GD3-160-2.0-540-C	1.60	0.0630	2.0	5.4	38
3630-000128	GD3-170-2.0-540-C	1.70	0.0669	2.0	5.4	38
3630-000129	GD3-180-2.0-650-C	1.80	0.0709	2.0	6.5	38
3630-000130	GD3-190-2.0-650-C	1.90	0.0748	2.0	6.5	38
3630-000131	GD3-200-3.0-650-C	2.00	0.0787	3.0	6.5	38
3630-000132	GD3-210-3.0-650-C	2.10	0.0827	3.0	6.5	38
3630-000133	GD3-220-3.0-650-C	2.20	0.0866	3.0	6.5	38
3630-000134	GD3-230-3.0-650-C	2.30	0.0906	3.0	6.5	38
3630-000135	GD3-240-3.0-650-C	2.40	0.0945	3.0	6.5	38
3630-000136	GD3-250-3.0-750-C	2.50	0.0984	3.0	7.5	38
3630-000137	GD3-260-3.0-750-C	2.60	0.1024	3.0	7.5	38
3630-000138	GD3-270-3.0-750-C	2.70	0.1063	3.0	7.5	38
3630-000139	GD3-280-3.0-750-C	2.80	0.1102	3.0	7.5	38
3630-000140	GD3-290-3.0-750-C	2.90	0.1142	3.0	7.5	38
3630-000141	GD3-300-3.0-750-C	3.00	0.1181	3.0	7.5	38

3640 Series - Solid Carbide - 4 to 5 x Dia

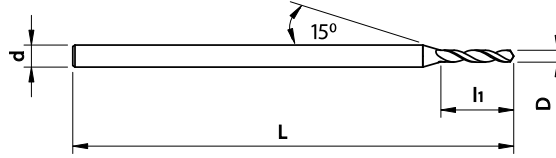
Material	Execution	Drill Point	Flute Helix	Flutes	Hardness	Tolerance
Micro Grain Carbide	Right Hand	120°	35°	2	HRC 65	H6



Item No.	Description	D Flute Ø (mm)	D Flute Ø (inch)	d Shank Ø (mm)	L1 Flute Length	OAL (mm)
3640-000100	GD4-020-1.0-110-C	0.20	0.0079	1.0	1.1	25
3640-000101	GD4-021-1.0-110-C	0.21	0.0083	1.0	1.1	25
3640-000102	GD4-022-1.0-110-C	0.22	0.0087	1.0	1.1	25
3640-000103	GD4-023-1.0-110-C	0.23	0.0091	1.0	1.1	25
3640-000104	GD4-024-1.0-110-C	0.24	0.0094	1.0	1.1	25
3640-000105	GD4-025-1.0-130-C	0.25	0.0098	1.0	1.3	25
3640-000106	GD4-026-1.0-130-C	0.26	0.0102	1.0	1.3	25
3640-000107	GD4-027-1.0-130-C	0.27	0.0106	1.0	1.3	25
3640-000108	GD4-028-1.0-130-C	0.28	0.0110	1.0	1.3	25
3640-000109	GD4-029-1.0-130-C	0.29	0.0114	1.0	1.3	25
3640-000110	GD4-030-1.0-160-C	0.30	0.0118	1.0	1.6	25
3640-000111	GD4-031-1.0-160-C	0.31	0.0122	1.0	1.6	25
3640-000112	GD4-032-1.0-160-C	0.32	0.0126	1.0	1.6	25
3640-000113	GD4-033-1.0-160-C	0.33	0.0130	1.0	1.6	25
3640-000114	GD4-034-1.0-160-C	0.34	0.0134	1.0	1.6	25
3640-000115	GD4-035-1.0-160-C	0.35	0.0138	1.0	1.6	25
3640-000116	GD4-036-1.0-160-C	0.36	0.0142	1.0	1.6	25
3640-000117	GD4-037-1.0-160-C	0.37	0.0146	1.0	1.6	25
3640-000118	GD4-038-1.0-160-C	0.38	0.0150	1.0	1.6	25
3640-000119	GD4-039-1.0-200-C	0.39	0.0154	1.0	2.0	25
3640-000120	GD4-040-1.0-200-C	0.40	0.0157	1.0	2.0	25
3640-000121	GD4-041-1.0-200-C	0.41	0.0161	1.0	2.0	25
3640-000122	GD4-042-1.0-200-C	0.42	0.0165	1.0	2.0	25
3640-000123	GD4-043-1.0-200-C	0.43	0.0169	1.0	2.0	25
3640-000124	GD4-044-1.0-200-C	0.44	0.0173	1.0	2.0	25
3640-000125	GD4-045-1.0-200-C	0.45	0.0177	1.0	2.0	25
3640-000126	GD4-046-1.0-200-C	0.46	0.0181	1.0	2.0	25
3640-000127	GD4-047-1.0-200-C	0.47	0.0185	1.0	2.0	25
3640-000128	GD4-048-1.0-200-C	0.48	0.0189	1.0	2.0	25
3640-000129	GD4-049-1.0-200-C	0.49	0.0193	1.0	2.0	25
3640-000130	GD4-050-1.0-240-C	0.50	0.0197	1.0	2.4	25
3640-000131	GD4-051-1.0-240-C	0.51	0.0201	1.0	2.4	25
3640-000132	GD4-052-1.0-240-C	0.52	0.0205	1.0	2.4	25
3640-000133	GD4-053-1.0-240-C	0.53	0.0209	1.0	2.4	25
3640-000134	GD4-054-1.0-280-C	0.54	0.0213	1.0	2.8	25
3640-000135	GD4-055-1.0-280-C	0.55	0.0217	1.0	2.8	25
3640-000136	GD4-056-1.0-280-C	0.56	0.0220	1.0	2.8	25
3640-000137	GD4-057-1.0-280-C	0.57	0.0224	1.0	2.8	25
3640-000138	GD4-058-1.0-280-C	0.58	0.0228	1.0	2.8	25
3640-000139	GD4-059-1.0-280-C	0.59	0.0232	1.0	2.8	25
3640-000140	GD4-060-1.5-280-C	0.60	0.0236	1.5	2.8	30
3640-000141	GD4-061-1.5-330-C	0.61	0.0240	1.5	3.3	30
3640-000142	GD4-062-1.5-330-C	0.62	0.0244	1.5	3.3	30
3640-000143	GD4-063-1.5-330-C	0.63	0.0248	1.5	3.3	30
3640-000144	GD4-064-1.5-330-C	0.64	0.0252	1.5	3.3	30
3640-000145	GD4-065-1.5-330-C	0.65	0.0256	1.5	3.3	30
3640-000146	GD4-066-1.5-330-C	0.66	0.0260	1.5	3.3	30
3640-000147	GD4-067-1.5-330-C	0.67	0.0264	1.5	3.3	30
3640-000148	GD4-068-1.5-380-C	0.68	0.0268	1.5	3.8	30
3640-000149	GD4-069-1.5-380-C	0.69	0.0272	1.5	3.8	30
3640-000150	GD4-070-1.5-380-C	0.70	0.0276	1.5	3.8	30
3640-000151	GD4-071-1.5-380-C	0.71	0.0280	1.5	3.8	30
3640-000152	GD4-072-1.5-380-C	0.72	0.0283	1.5	3.8	30
3640-000153	GD4-073-1.5-380-C	0.73	0.0287	1.5	3.8	30
3640-000154	GD4-074-1.5-380-C	0.74	0.0291	1.5	3.8	30
3640-000155	GD4-075-1.5-380-C	0.75	0.0295	1.5	3.8	30

3640 Series - Solid Carbide - 4 to 5 x Dia (Continued)

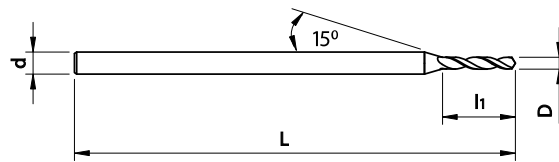
Material	Execution	Drill Point	Flute Helix	Flutes	Hardness	Tolerance
Micro Grain Carbide	Right Hand	120°	35°	2	HRC 65	H6



Item No.	Description	D Flute Ø (mm)	D Flute Ø (inch)	d Shank Ø (mm)	L1 Flute Length	OAL (mm)
3640-000156	GD4-076-1.5-420-C	0.76	0.0299	1.5	4.2	30
3640-000157	GD4-077-1.5-420-C	0.77	0.0303	1.5	4.2	30
3640-000158	GD4-078-1.5-420-C	0.78	0.0307	1.5	4.2	30
3640-000159	GD4-079-1.5-420-C	0.79	0.0311	1.5	4.2	30
3640-000160	GD4-080-1.5-440-C	0.80	0.0315	1.5	4.4	30
3640-000161	GD4-081-1.5-440-C	0.81	0.0319	1.5	4.4	30
3640-000162	GD4-082-1.5-440-C	0.82	0.0323	1.5	4.4	30
3640-000163	GD4-083-1.5-440-C	0.83	0.0327	1.5	4.4	30
3640-000164	GD4-084-1.5-440-C	0.84	0.0331	1.5	4.4	30
3640-000165	GD4-085-1.5-440-C	0.85	0.0335	1.5	4.4	30
3640-000166	GD4-086-1.5-480-C	0.86	0.0339	1.5	4.8	30
3640-000167	GD4-087-1.5-480-C	0.87	0.0343	1.5	4.8	30
3640-000168	GD4-088-1.5-480-C	0.88	0.0346	1.5	4.8	30
3640-000169	GD4-089-1.5-480-C	0.89	0.0350	1.5	4.8	30
3640-000170	GD4-090-1.5-480-C	0.90	0.0354	1.5	4.8	30
3640-000171	GD4-091-1.5-480-C	0.91	0.0358	1.5	4.8	30
3640-000172	GD4-092-1.5-480-C	0.92	0.0362	1.5	4.8	30
3640-000173	GD4-093-1.5-480-C	0.93	0.0366	1.5	4.8	30
3640-000174	GD4-094-1.5-480-C	0.94	0.0370	1.5	4.8	30
3640-000175	GD4-095-1.5-480-C	0.95	0.0374	1.5	4.8	30
3640-000176	GD4-096-1.5-480-C	0.96	0.0378	1.5	4.8	30
3640-000177	GD4-097-1.5-480-C	0.97	0.0382	1.5	4.8	30
3640-000178	GD4-098-1.5-480-C	0.98	0.0386	1.5	4.8	30
3640-000179	GD4-099-1.5-480-C	0.99	0.0390	1.5	4.8	30
3640-000180	GD4-100-1.5-480-C	1.00	0.0394	1.5	4.8	30
3640-000181	GD4-101-1.5-480-C	1.01	0.0398	1.5	4.8	30
3640-000182	GD4-102-1.5-480-C	1.02	0.0402	1.5	4.8	30
3640-000183	GD4-103-1.5-480-C	1.03	0.0406	1.5	4.8	30
3640-000184	GD4-104-1.5-480-C	1.04	0.0409	1.5	4.8	30
3640-000185	GD4-105-1.5-480-C	1.05	0.0413	1.5	4.8	30
3640-000186	GD4-106-1.5-480-C	1.06	0.0417	1.5	4.8	30
3640-000187	GD4-107-1.5-480-C	1.07	0.0421	1.5	4.8	30
3640-000188	GD4-108-1.5-480-C	1.08	0.0425	1.5	4.8	30
3640-000189	GD4-109-1.5-480-C	1.09	0.0429	1.5	4.8	30
3640-000190	GD4-110-1.5-540-C	1.10	0.0433	1.5	5.4	30
3640-000191	GD4-111-1.5-540-C	1.11	0.0437	1.5	5.4	30
3640-000192	GD4-112-1.5-540-C	1.12	0.0441	1.5	5.4	30
3640-000193	GD4-113-1.5-540-C	1.13	0.0445	1.5	5.4	30
3640-000194	GD4-114-1.5-540-C	1.14	0.0449	1.5	5.4	30
3640-000195	GD4-115-1.5-540-C	1.15	0.0453	1.5	5.4	30
3640-000196	GD4-116-1.5-540-C	1.16	0.0457	1.5	5.4	30
3640-000197	GD4-117-1.5-540-C	1.17	0.0461	1.5	5.4	30
3640-000198	GD4-118-1.5-540-C	1.18	0.0465	1.5	5.4	30
3640-000199	GD4-119-1.5-540-C	1.19	0.0469	1.5	5.4	30
3640-000200	GD4-120-1.5-600-C	1.20	0.0472	1.5	6.0	30
3640-000201	GD4-121-1.5-600-C	1.21	0.0476	1.5	6.0	30
3640-000202	GD4-122-1.5-600-C	1.22	0.0480	1.5	6.0	30
3640-000203	GD4-123-1.5-600-C	1.23	0.0484	1.5	6.0	30
3640-000204	GD4-124-1.5-600-C	1.24	0.0488	1.5	6.0	30
3640-000205	GD4-125-1.5-600-C	1.25	0.0492	1.5	6.0	30
3640-000206	GD4-126-1.5-600-C	1.26	0.0496	1.5	6.0	30
3640-000207	GD4-127-1.5-600-C	1.27	0.0500	1.5	6.0	30
3640-000208	GD4-128-1.5-600-C	1.28	0.0504	1.5	6.0	30
3640-000209	GD4-129-1.5-600-C	1.29	0.0508	1.5	6.0	30
3640-000210	GD4-130-1.5-670-C	1.30	0.0512	1.5	6.7	30

3640 Series - Solid Carbide - 4 to 5 x Dia (Continued)

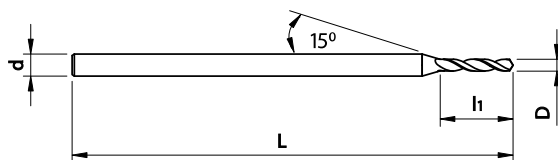
Material	Execution	Drill Point	Flute Helix	Flutes	Hardness	Tolerance
Micro Grain Carbide	Right Hand	120°	35°	2	HRC 65	H6



Item No.	Description	D Flute Ø (mm)	D Flute Ø (inch)	d Shank Ø (mm)	L1 Flute Length	OAL (mm)
3640-000211	GD4-131-1.5-670-C	1.31	0.0516	1.5	6.7	30
3640-000212	GD4-132-1.5-670-C	1.32	0.0520	1.5	6.7	30
3640-000213	GD4-133-1.5-670-C	1.33	0.0524	1.5	6.7	30
3640-000214	GD4-134-1.5-670-C	1.34	0.0528	1.5	6.7	30
3640-000215	GD4-135-1.5-670-C	1.35	0.0531	1.5	6.7	30
3640-000216	GD4-136-1.5-670-C	1.36	0.0535	1.5	6.7	30
3640-000217	GD4-137-1.5-670-C	1.37	0.0539	1.5	6.7	30
3640-000218	GD4-138-1.5-670-C	1.38	0.0542	1.5	6.7	30
3640-000219	GD4-139-1.5-670-C	1.39	0.0546	1.5	6.7	30
3640-000220	GD4-140-1.5-670-C	1.40	0.0550	1.5	6.7	30
3640-000221	GD4-141-1.5-670-C	1.41	0.0554	1.5	6.7	30
3640-000222	GD4-142-1.5-670-C	1.42	0.0558	1.5	6.7	30
3640-000223	GD4-143-1.5-670-C	1.43	0.0561	1.5	6.7	30
3640-000224	GD4-144-1.5-670-C	1.44	0.0565	1.5	6.7	30
3640-000225	GD4-145-1.5-670-C	1.45	0.0569	1.5	6.7	30
3640-000226	GD4-146-1.5-670-C	1.46	0.0573	1.5	6.7	30
3640-000227	GD4-147-1.5-670-C	1.47	0.0577	1.5	6.7	30
3640-000228	GD4-148-1.5-670-C	1.48	0.0581	1.5	6.7	30
3640-000229	GD4-149-1.5-670-C	1.49	0.0585	1.5	6.7	30
3640-000230	GD4-150-2.0-720-C	1.50	0.0589	2.0	7.2	30
3640-000231	GD4-151-2.0-720-C	1.51	0.0593	2.0	7.2	30
3640-000232	GD4-152-2.0-720-C	1.52	0.0597	2.0	7.2	30
3640-000233	GD4-153-2.0-720-C	1.53	0.0601	2.0	7.2	30
3640-000234	GD4-154-2.0-720-C	1.54	0.0605	2.0	7.2	30
3640-000235	GD4-155-2.0-720-C	1.55	0.0609	2.0	7.2	30
3640-000236	GD4-156-2.0-720-C	1.56	0.0612	2.0	7.2	30
3640-000237	GD4-157-2.0-720-C	1.57	0.0616	2.0	7.2	30
3640-000238	GD4-158-2.0-720-C	1.58	0.0620	2.0	7.2	30
3640-000239	GD4-159-2.0-720-C	1.59	0.0624	2.0	7.2	30
3640-000240	GD4-160-2.0-720-C	1.60	0.0628	2.0	7.2	30
3640-000241	GD4-161-2.0-720-C	1.61	0.0632	2.0	7.2	30
3640-000242	GD4-162-2.0-720-C	1.62	0.0636	2.0	7.2	30
3640-000243	GD4-163-2.0-720-C	1.63	0.0640	2.0	7.2	30
3640-000244	GD4-164-2.0-720-C	1.64	0.0644	2.0	7.2	30
3640-000245	GD4-165-2.0-720-C	1.65	0.0648	2.0	7.2	30
3640-000246	GD4-166-2.0-720-C	1.66	0.0652	2.0	7.2	30
3640-000247	GD4-167-2.0-720-C	1.67	0.0656	2.0	7.2	30
3640-000248	GD4-168-2.0-720-C	1.68	0.0660	2.0	7.2	30
3640-000249	GD4-169-2.0-720-C	1.69	0.0664	2.0	7.2	30
3640-000250	GD4-170-2.0-720-C	1.70	0.0667	2.0	7.2	30
3640-000251	GD4-171-2.0-720-C	1.71	0.0671	2.0	7.2	30
3640-000252	GD4-172-2.0-720-C	1.72	0.0675	2.0	7.2	30
3640-000253	GD4-173-2.0-720-C	1.73	0.0679	2.0	7.2	30
3640-000254	GD4-174-2.0-720-C	1.74	0.0683	2.0	7.2	30
3640-000255	GD4-175-2.0-720-C	1.75	0.0687	2.0	7.2	30
3640-000256	GD4-176-2.0-720-C	1.76	0.0691	2.0	7.2	30
3640-000257	GD4-177-2.0-720-C	1.77	0.0695	2.0	7.2	30
3640-000258	GD4-178-2.0-720-C	1.78	0.0699	2.0	7.2	30
3640-000259	GD4-179-2.0-720-C	1.79	0.0703	2.0	7.2	30
3640-000260	GD4-180-2.0-840-C	1.80	0.0707	2.0	8.4	30
3640-000261	GD4-181-2.0-840-C	1.81	0.0711	2.0	8.4	30
3640-000262	GD4-182-2.0-840-C	1.82	0.0715	2.0	8.4	30
3640-000263	GD4-183-2.0-840-C	1.83	0.0718	2.0	8.4	30
3640-000264	GD4-184-2.0-840-C	1.84	0.0722	2.0	8.4	30
3640-000265	GD4-185-2.0-840-C	1.85	0.0726	2.0	8.4	30
3640-000266	GD4-186-2.0-840-C	1.86	0.0730	2.0	8.4	30

3640 Series - Solid Carbide - 4 to 5 x Dia (Continued)

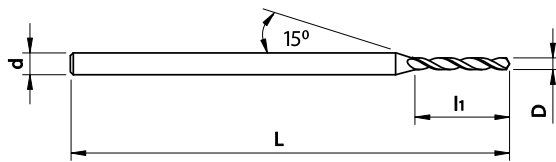
Material	Execution	Drill Point	Flute Helix	Flutes	Hardness	Tolerance
Micro Grain Carbide	Right Hand	120°	35°	2	HRC 65	H6



Item No.	Description	D Flute Ø (mm)	D Flute Ø (inch)	d Shank Ø (mm)	L1 Flute Length	OAL (mm)
3640-000267	GD4-187-2.0-840-C	1.87	0.0734	2.0	8.4	30
3640-000268	GD4-188-2.0-840-C	1.88	0.0738	2.0	8.4	30
3640-000269	GD4-189-2.0-840-C	1.89	0.0742	2.0	8.4	30
3640-000270	GD4-190-2.0-840-C	1.90	0.0746	2.0	8.4	30
3640-000271	GD4-191-2.0-840-C	1.91	0.0750	2.0	8.4	30
3640-000272	GD4-192-2.0-840-C	1.92	0.0754	2.0	8.4	30
3640-000273	GD4-193-2.0-840-C	1.93	0.0758	2.0	8.4	30
3640-000274	GD4-194-2.0-840-C	1.94	0.0762	2.0	8.4	30
3640-000275	GD4-195-2.0-840-C	1.95	0.0766	2.0	8.4	30
3640-000276	GD4-196-2.0-840-C	1.96	0.0770	2.0	8.4	30
3640-000277	GD4-197-2.0-840-C	1.97	0.0773	2.0	8.4	30
3640-000278	GD4-198-2.0-840-C	1.98	0.0777	2.0	8.4	30
3640-000279	GD4-199-2.0-840-C	1.99	0.0781	2.0	8.4	30
3640-000280	GD4-200-3.0-1200-C	2.00	0.0785	3.0	12.0	30
3640-000281	GD4-201-3.0-1200-C	2.01	0.0789	3.0	12.0	30
3640-000282	GD4-202-3.0-1200-C	2.02	0.0793	3.0	12.0	30
3640-000283	GD4-203-3.0-1200-C	2.03	0.0797	3.0	12.0	30
3640-000284	GD4-204-3.0-1200-C	2.04	0.0801	3.0	12.0	30
3640-000285	GD4-205-3.0-1200-C	2.05	0.0805	3.0	12.0	30
3640-000286	GD4-206-3.0-1200-C	2.06	0.0809	3.0	12.0	30
3640-000287	GD4-207-3.0-1200-C	2.07	0.0813	3.0	12.0	30
3640-000288	GD4-208-3.0-1200-C	2.08	0.0817	3.0	12.0	30
3640-000289	GD4-209-3.0-1200-C	2.09	0.0821	3.0	12.0	30
3640-000290	GD4-210-3.0-1200-C	2.10	0.0824	3.0	12.0	30
3640-000291	GD4-211-3.0-1200-C	2.11	0.0828	3.0	12.0	30
3640-000292	GD4-212-3.0-1200-C	2.12	0.0832	3.0	12.0	30
3640-000293	GD4-213-3.0-1200-C	2.13	0.0836	3.0	12.0	30
3640-000294	GD4-214-3.0-1200-C	2.14	0.0840	3.0	12.0	30
3640-000295	GD4-215-3.0-1200-C	2.15	0.0844	3.0	12.0	30
3640-000296	GD4-216-3.0-1200-C	2.16	0.0848	3.0	12.0	30
3640-000297	GD4-217-3.0-1200-C	2.17	0.0852	3.0	12.0	30
3640-000298	GD4-218-3.0-1200-C	2.18	0.0856	3.0	12.0	30
3640-000299	GD4-219-3.0-1200-C	2.19	0.0860	3.0	12.0	30
3640-000300	GD4-220-3.0-1200-C	2.20	0.0864	3.0	12.0	30
3640-000301	GD4-221-3.0-1200-C	2.21	0.0868	3.0	12.0	30
3640-000302	GD4-222-3.0-1200-C	2.22	0.0872	3.0	12.0	30
3640-000303	GD4-223-3.0-1200-C	2.23	0.0876	3.0	12.0	30
3640-000304	GD4-224-3.0-1200-C	2.24	0.0879	3.0	12.0	30
3640-000305	GD4-225-3.0-1200-C	2.25	0.0883	3.0	12.0	30
3640-000306	GD4-226-3.0-1200-C	2.26	0.0887	3.0	12.0	30
3640-000307	GD4-227-3.0-1200-C	2.27	0.0891	3.0	12.0	30
3640-000308	GD4-228-3.0-1200-C	2.28	0.0895	3.0	12.0	30
3640-000309	GD4-229-3.0-1200-C	2.29	0.0899	3.0	12.0	30
3640-000310	GD4-230-3.0-1200-C	2.30	0.0903	3.0	12.0	30
3640-000311	GD4-231-3.0-1200-C	2.31	0.0907	3.0	12.0	30
3640-000312	GD4-232-3.0-1200-C	2.32	0.0911	3.0	12.0	30
3640-000313	GD4-233-3.0-1200-C	2.33	0.0915	3.0	12.0	30
3640-000314	GD4-234-3.0-1200-C	2.34	0.0919	3.0	12.0	30
3640-000315	GD4-235-3.0-1200-C	2.35	0.0923	3.0	12.0	30
3640-000316	GD4-236-3.0-1200-C	2.36	0.0927	3.0	12.0	30
3640-000317	GD4-237-3.0-1200-C	2.37	0.0931	3.0	12.0	30
3640-000318	GD4-238-3.0-1200-C	2.38	0.0934	3.0	12.0	30
3640-000319	GD4-239-3.0-1200-C	2.39	0.0938	3.0	12.0	30
3640-000320	GD4-240-3.0-1200-C	2.40	0.0942	3.0	12.0	30
3640-000321	GD4-241-3.0-1200-C	2.41	0.0946	3.0	12.0	30
3640-000322	GD4-242-3.0-1200-C	2.42	0.0950	3.0	12.0	30

3650 Series - Solid Carbide - 5 to 7 x Dia

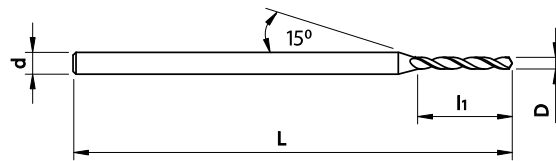
Material	Execution	Drill Point	Flute Helix	Flutes	Hardness	Tolerance
Micro Grain Carbide	Right Hand	120°	35°	2	HRC 65	H6



Item No.	Description	D Flute Ø (mm)	D Flute Ø (inch)	d Shank Ø (mm)	L1 Flute Length	OAL (mm)
3650-000100	GD5-010-1.0-050-C	0.10	0.0039	1.0	0.5	25
3650-000101	GD5-011-1.0-050-C	0.11	0.0043	1.0	0.5	25
3650-000102	GD5-012-1.0-050-C	0.12	0.0047	1.0	0.5	25
3650-000103	GD5-013-1.0-060-C	0.13	0.0051	1.0	0.6	25
3650-000104	GD5-014-1.0-070-C	0.14	0.0055	1.0	0.7	25
3650-000105	GD5-015-1.0-100-C	0.15	0.0059	1.0	1.0	25
3650-000106	GD5-016-1.0-100-C	0.16	0.0063	1.0	1.0	25
3650-000107	GD5-017-1.0-100-C	0.17	0.0067	1.0	1.0	25
3650-000108	GD5-018-1.0-100-C	0.18	0.0071	1.0	1.0	25
3650-000109	GD5-019-1.0-100-C	0.19	0.0075	1.0	1.0	25
3650-000110	GD5-020-1.0-180-C	0.20	0.0079	1.0	1.8	25
3650-000111	GD5-021-1.0-180-C	0.21	0.0083	1.0	1.8	25
3650-000112	GD5-022-1.0-180-C	0.22	0.0087	1.0	1.8	25
3650-000113	GD5-023-1.0-180-C	0.23	0.0091	1.0	1.8	25
3650-000114	GD5-024-1.0-180-C	0.24	0.0094	1.0	1.8	25
3650-000115	GD5-025-1.0-220-C	0.25	0.0098	1.0	2.2	25
3650-000116	GD5-026-1.0-220-C	0.26	0.0102	1.0	2.2	25
3650-000117	GD5-027-1.0-220-C	0.27	0.0106	1.0	2.2	25
3650-000118	GD5-028-1.0-220-C	0.28	0.0110	1.0	2.2	25
3650-000119	GD5-029-1.0-220-C	0.29	0.0114	1.0	2.2	25
3650-000120	GD5-030-1.0-220-C	0.30	0.0118	1.0	2.2	25
3650-000121	GD5-031-1.0-280-C	0.31	0.0122	1.0	2.8	25
3650-000122	GD5-032-1.0-280-C	0.32	0.0126	1.0	2.8	25
3650-000123	GD5-033-1.0-280-C	0.33	0.0130	1.0	2.8	25
3650-000124	GD5-034-1.0-280-C	0.34	0.0134	1.0	2.8	25
3650-000125	GD5-035-1.0-280-C	0.35	0.0138	1.0	2.8	25
3650-000126	GD5-036-1.0-280-C	0.36	0.0142	1.0	2.8	25
3650-000127	GD5-037-1.0-280-C	0.37	0.0146	1.0	2.8	25
3650-000128	GD5-038-1.0-280-C	0.38	0.0150	1.0	2.8	25
3650-000129	GD5-039-1.0-360-C	0.39	0.0154	1.0	3.6	25
3650-000130	GD5-040-1.0-360-C	0.40	0.0157	1.0	3.6	25
3650-000131	GD5-041-1.0-360-C	0.41	0.0161	1.0	3.6	25
3650-000132	GD5-042-1.0-360-C	0.42	0.0165	1.0	3.6	25
3650-000133	GD5-043-1.0-360-C	0.43	0.0169	1.0	3.6	25
3650-000134	GD5-044-1.0-360-C	0.44	0.0173	1.0	3.6	25
3650-000135	GD5-045-1.0-360-C	0.45	0.0177	1.0	3.6	25
3650-000136	GD5-046-1.0-360-C	0.46	0.0181	1.0	3.6	25
3650-000137	GD5-047-1.0-360-C	0.47	0.0185	1.0	3.6	25
3650-000138	GD5-048-1.0-360-C	0.48	0.0189	1.0	3.6	25
3650-000139	GD5-049-1.0-400-C	0.49	0.0193	1.0	4.0	25
3650-000140	GD5-050-1.0-400-C	0.50	0.0197	1.0	4.0	25
3650-000141	GD5-051-1.0-400-C	0.51	0.0201	1.0	4.0	25
3650-000142	GD5-052-1.0-400-C	0.52	0.0205	1.0	4.0	25
3650-000143	GD5-053-1.0-400-C	0.53	0.0209	1.0	4.0	25
3650-000144	GD5-054-1.0-400-C	0.54	0.0213	1.0	4.0	25
3650-000145	GD5-055-1.0-450-C	0.55	0.0217	1.0	4.5	25
3650-000146	GD5-056-1.0-450-C	0.56	0.0220	1.0	4.5	25
3650-000147	GD5-057-1.0-450-C	0.57	0.0224	1.0	4.5	25

3650 Series - Solid Carbide - 5 to 7 x Dia (Continued)

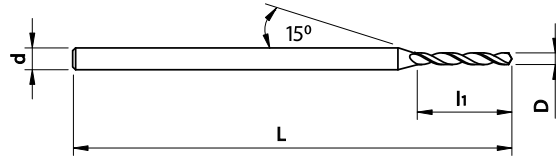
Material	Execution	Drill Point	Flute Helix	Flutes	Hardness	Tolerance
Micro Grain Carbide	Right Hand	120°	35°	2	HRC 65	H6



Item No.	Description	D Flute Ø (mm)	D Flute Ø (inch)	d Shank Ø (mm)	L1 Flute Length	OAL (mm)
3650-000148	GD5-058-1.0-450-C	0.58	0.0228	1.0	4.5	25
3650-000149	GD5-059-1.0-450-C	0.59	0.0232	1.0	4.5	25
3650-000150	GD5-060-1.5-450-C	0.60	0.0236	1.5	4.5	30
3650-000151	GD5-061-1.5-500-C	0.61	0.0240	1.5	5.0	30
3650-000152	GD5-062-1.5-500-C	0.62	0.0244	1.5	5.0	30
3650-000153	GD5-063-1.5-500-C	0.63	0.0248	1.5	5.0	30
3650-000154	GD5-064-1.5-500-C	0.64	0.0252	1.5	5.0	30
3650-000155	GD5-065-1.5-500-C	0.65	0.0256	1.5	5.0	30
3650-000156	GD5-066-1.5-500-C	0.66	0.0260	1.5	5.0	30
3650-000157	GD5-067-1.5-500-C	0.67	0.0264	1.5	5.0	30
3650-000158	GD5-068-1.5-500-C	0.68	0.0268	1.5	5.0	30
3650-000159	GD5-069-1.5-560-C	0.69	0.0272	1.5	5.6	30
3650-000160	GD5-070-1.5-560-C	0.70	0.0276	1.5	5.6	30
3650-000161	GD5-071-1.5-560-C	0.71	0.0280	1.5	5.6	30
3650-000162	GD5-072-1.5-560-C	0.72	0.0283	1.5	5.6	30
3650-000163	GD5-073-1.5-560-C	0.73	0.0287	1.5	5.6	30
3650-000164	GD5-074-1.5-560-C	0.74	0.0291	1.5	5.6	30
3650-000165	GD5-075-1.5-560-C	0.75	0.0295	1.5	5.6	30
3650-000166	GD5-076-1.5-630-C	0.76	0.0299	1.5	6.3	30
3650-000167	GD5-077-1.5-630-C	0.77	0.0303	1.5	6.3	30
3650-000168	GD5-078-1.5-630-C	0.78	0.0307	1.5	6.3	30
3650-000169	GD5-079-1.5-630-C	0.79	0.0311	1.5	6.3	30
3650-000170	GD5-080-1.5-630-C	0.80	0.0315	1.5	6.3	30
3650-000171	GD5-081-1.5-630-C	0.81	0.0319	1.5	6.3	30
3650-000172	GD5-082-1.5-630-C	0.82	0.0323	1.5	6.3	30
3650-000173	GD5-083-1.5-630-C	0.83	0.0327	1.5	6.3	30
3650-000174	GD5-084-1.5-630-C	0.84	0.0331	1.5	6.3	30
3650-000175	GD5-085-1.5-630-C	0.85	0.0335	1.5	6.3	30
3650-000176	GD5-086-1.5-710-C	0.86	0.0339	1.5	7.1	30
3650-000177	GD5-087-1.5-710-C	0.87	0.0343	1.5	7.1	30
3650-000178	GD5-088-1.5-710-C	0.88	0.0346	1.5	7.1	30
3650-000179	GD5-089-1.5-710-C	0.89	0.0350	1.5	7.1	30
3650-000180	GD5-090-1.5-710-C	0.90	0.0354	1.5	7.1	30
3650-000181	GD5-091-1.5-710-C	0.91	0.0358	1.5	7.1	30
3650-000182	GD5-092-1.5-710-C	0.92	0.0362	1.5	7.1	30
3650-000183	GD5-093-1.5-710-C	0.93	0.0366	1.5	7.1	30
3650-000184	GD5-094-1.5-710-C	0.94	0.0370	1.5	7.1	30
3650-000185	GD5-095-1.5-710-C	0.95	0.0374	1.5	7.1	30
3650-000186	GD5-096-1.5-800-C	0.96	0.0378	1.5	8.0	30
3650-000187	GD5-097-1.5-800-C	0.97	0.0382	1.5	8.0	30
3650-000188	GD5-098-1.5-800-C	0.98	0.0386	1.5	8.0	30
3650-000189	GD5-099-1.5-800-C	0.99	0.0390	1.5	8.0	30
3650-000190	GD5-100-1.5-800-C	1.00	0.0394	1.5	8.0	30
3650-000191	GD5-101-1.5-800-C	1.01	0.0398	1.5	8.0	30
3650-000192	GD5-102-1.5-800-C	1.02	0.0402	1.5	8.0	30
3650-000193	GD5-103-1.5-800-C	1.03	0.0406	1.5	8.0	30
3650-000194	GD5-104-1.5-800-C	1.04	0.0409	1.5	8.0	30
3650-000195	GD5-105-1.5-800-C	1.05	0.0413	1.5	8.0	30
3650-000196	GD5-106-1.5-900-C	1.06	0.0417	1.5	9.0	30

3650 Series - Solid Carbide - 5 to 7 x Dia (Continued)

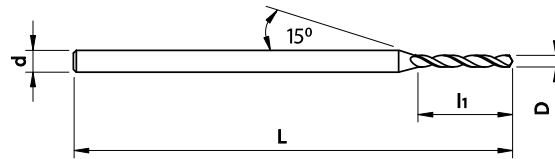
Material	Execution	Drill Point	Flute Helix	Flutes	Hardness	Tolerance
Micro Grain Carbide	Right Hand	120°	35°	2	HRC 65	H6



Item No.	Description	D Flute Ø (mm)	D Flute Ø (inch)	d Shank Ø (mm)	L1 Flute Length	OAL (mm)
3650-000197	GD5-107-1.5-900-C	1.07	0.0421	1.5	9.0	30
3650-000198	GD5-108-1.5-900-C	1.08	0.0425	1.5	9.0	30
3650-000199	GD5-109-1.5-900-C	1.09	0.0429	1.5	9.0	30
3650-000200	GD5-110-1.5-900-C	1.10	0.0433	1.5	9.0	30
3650-000201	GD5-111-1.5-900-C	1.11	0.0437	1.5	9.0	30
3650-000202	GD5-112-1.5-900-C	1.12	0.0441	1.5	9.0	30
3650-000203	GD5-113-1.5-900-C	1.13	0.0445	1.5	9.0	30
3650-000204	GD5-114-1.5-900-C	1.14	0.0449	1.5	9.0	30
3650-000205	GD5-115-1.5-900-C	1.15	0.0453	1.5	9.0	30
3650-000206	GD5-116-1.5-1000-C	1.16	0.0457	1.5	10.0	30
3650-000207	GD5-117-1.5-1000-C	1.17	0.0461	1.5	10.0	30
3650-000208	GD5-118-1.5-1000-C	1.18	0.0465	1.5	10.0	30
3650-000209	GD5-119-1.5-1000-C	1.19	0.0469	1.5	10.0	30
3650-000210	GD5-120-1.5-1000-C	1.20	0.0472	1.5	10.0	30
3650-000211	GD5-121-1.5-1000-C	1.21	0.0476	1.5	10.0	30
3650-000212	GD5-122-1.5-1000-C	1.22	0.0480	1.5	10.0	30
3650-000213	GD5-123-1.5-1000-C	1.23	0.0484	1.5	10.0	30
3650-000215	GD5-125-1.5-1000-C	1.25	0.0492	1.5	10.0	30
3650-000216	GD5-126-1.5-1000-C	1.26	0.0496	1.5	10.0	30
3650-000217	GD5-127-1.5-1000-C	1.27	0.0500	1.5	10.0	30
3650-000218	GD5-128-1.5-1000-C	1.28	0.0504	1.5	10.0	30
3650-000219	GD5-129-1.5-1000-C	1.29	0.0508	1.5	10.0	30
3650-000220	GD5-130-1.5-1000-C	1.30	0.0512	1.5	10.0	30
3650-000221	GD5-131-1.5-1120-C	1.31	0.0516	1.5	11.2	30
3650-000222	GD5-132-1.5-1120-C	1.32	0.0520	1.5	11.2	30
3650-000223	GD5-133-1.5-1120-C	1.33	0.0524	1.5	11.2	30
3650-000224	GD5-134-1.5-1120-C	1.34	0.0528	1.5	11.2	30
3650-000225	GD5-135-1.5-1120-C	1.35	0.0531	1.5	11.2	30
3650-000226	GD5-136-1.5-1120-C	1.36	0.0535	1.5	11.2	30
3650-000227	GD5-137-1.5-1120-C	1.37	0.0539	1.5	11.2	30
3650-000228	GD5-138-1.5-1120-C	1.38	0.0543	1.5	11.2	30
3650-000229	GD5-139-1.5-1120-C	1.39	0.0547	1.5	11.2	30
3650-000230	GD5-140-1.5-1120-C	1.40	0.0551	1.5	11.2	30
3650-000231	GD5-141-1.5-1120-C	1.41	0.0555	1.5	11.2	30
3650-000232	GD5-142-1.5-1120-C	1.42	0.0559	1.5	11.2	30
3650-000233	GD5-143-1.5-1120-C	1.43	0.0563	1.5	11.2	30
3650-000234	GD5-144-1.5-1120-C	1.44	0.0567	1.5	11.2	30
3650-000235	GD5-145-1.5-1120-C	1.45	0.0571	1.5	11.2	30
3650-000236	GD5-146-1.5-1120-C	1.46	0.0575	1.5	11.2	30
3650-000237	GD5-147-1.5-1120-C	1.47	0.0579	1.5	11.2	30
3650-000238	GD5-148-1.5-1120-C	1.48	0.0583	1.5	11.2	30
3650-000239	GD5-149-1.5-1120-C	1.49	0.0587	1.5	11.2	30
3650-000240	GD5-150-200-1200-C	1.50	0.0591	2.0	12.0	38
3650-000241	GD5-151-200-1200-C	1.51	0.0594	2.0	12.0	38
3650-000242	GD5-152-200-1200-C	1.52	0.0598	2.0	12.0	38
3650-000243	GD5-153-200-1200-C	1.53	0.0602	2.0	12.0	38
3650-000244	GD5-154-200-1200-C	1.54	0.0606	2.0	12.0	38
3650-000245	GD5-155-200-1200-C	1.55	0.0610	2.0	12.0	38
3650-000246	GD5-156-200-1200-C	1.56	0.0614	2.0	12.0	38

3650 Series - Solid Carbide - 5 to 7 x Dia (Continued)

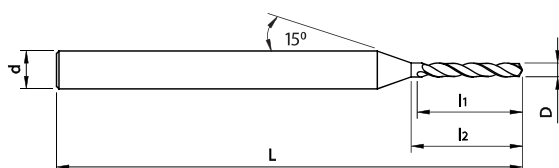
Material	Execution	Drill Point	Flute Helix	Flutes	Hardness	Tolerance
Micro Grain Carbide	Right Hand	120°	35°	2	HRC 65	H6



Item No.	Description	D Flute Ø (mm)	D Flute Ø (inch)	d Shank Ø (mm)	L1 Flute Length	OAL (mm)
3650-000247	GD5-157-200-1200-C	1.57	0.0618	2.0	12	38
3650-000248	GD5-158-200-1200-C	1.58	0.0622	2.0	12	38
3650-000249	GD5-159-200-1200-C	1.59	0.0626	2.0	12	38
3650-000250	GD5-160-200-1200-C	1.60	0.0630	2.0	12	38
3650-000251	GD5-161-200-1200-C	1.61	0.0634	2.0	12	38
3650-000252	GD5-162-200-1200-C	1.62	0.0638	2.0	12	38
3650-000253	GD5-163-200-1200-C	1.63	0.0642	2.0	12	38
3650-000254	GD5-164-200-1200-C	1.64	0.0646	2.0	12	38
3650-000255	GD5-165-200-1200-C	1.65	0.0650	2.0	12	38
3650-000256	GD5-166-200-1200-C	1.66	0.0654	2.0	12	38
3650-000257	GD5-167-200-1200-C	1.67	0.0657	2.0	12	38
3650-000258	GD5-168-200-1200-C	1.68	0.0661	2.0	12	38
3650-000259	GD5-169-200-1200-C	1.69	0.0665	2.0	12	38
3650-000260	GD5-170-200-1200-C	1.70	0.0669	2.0	12	38
3650-000261	GD5-171-200-1200-C	1.71	0.0673	2.0	12	38
3650-000262	GD5-172-200-1200-C	1.72	0.0677	2.0	12	38
3650-000263	GD5-173-200-1200-C	1.73	0.0681	2.0	12	38
3650-000264	GD5-174-200-1200-C	1.74	0.0685	2.0	12	38
3650-000265	GD5-175-200-1200-C	1.75	0.0689	2.0	12	38
3650-000266	GD5-176-200-1200-C	1.76	0.0693	2.0	12	38
3650-000267	GD5-177-200-1200-C	1.77	0.0697	2.0	12	38
3650-000268	GD5-178-200-1200-C	1.78	0.0701	2.0	12	38
3650-000269	GD5-179-200-1200-C	1.79	0.0705	2.0	12	38
3650-000270	GD5-180-200-1200-C	1.80	0.0709	2.0	12	38
3650-000271	GD5-181-200-1200-C	1.81	0.0713	2.0	12	38
3650-000272	GD5-182-200-1200-C	1.82	0.0717	2.0	12	38
3650-000273	GD5-183-200-1200-C	1.83	0.0720	2.0	12	38
3650-000274	GD5-184-200-1200-C	1.84	0.0724	2.0	12	38
3650-000275	GD5-185-200-1200-C	1.85	0.0728	2.0	12	38
3650-000276	GD5-186-200-1200-C	1.86	0.0732	2.0	12	38
3650-000277	GD5-187-200-1200-C	1.87	0.0736	2.0	12	38
3650-000278	GD5-188-200-1200-C	1.88	0.0740	2.0	12	38
3650-000279	GD5-189-200-1200-C	1.89	0.0744	2.0	12	38
3650-000280	GD5-190-200-1200-C	1.90	0.0748	2.0	12	38
3650-000281	GD5-191-200-1200-C	1.91	0.0752	2.0	12	38
3650-000282	GD5-192-200-1200-C	1.92	0.0756	2.0	12	38
3650-000283	GD5-193-200-1200-C	1.93	0.0760	2.0	12	38
3650-000284	GD5-194-200-1200-C	1.94	0.0764	2.0	12	38
3650-000285	GD5-195-200-1200-C	1.95	0.0768	2.0	12	38
3650-000286	GD5-196-200-1200-C	1.96	0.0772	2.0	12	38
3650-000287	GD5-197-200-1200-C	1.97	0.0776	2.0	12	38
3650-000288	GD5-198-200-1200-C	1.98	0.0780	2.0	12	38
3650-000289	GD5-199-200-1200-C	1.99	0.0783	2.0	12	38

3660 Series - Solid Carbide - 6 to 7 x Dia - XP Performance

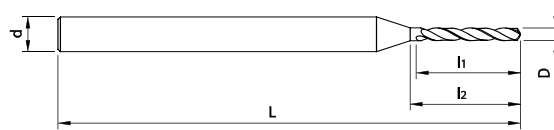
Material	Execution	Drill Point	Flute Helix	Flutes	Hardness	Tolerance
Micro Grain Carbide	Right Hand	140°	30°	2	HRC 65	H4



Item No.	Description	D Flute Ø (mm)	D Flute Ø (inch)	d Shank Ø (mm)	L1 Flute Length	L2 Flute Length	OAL (mm)
3660-000100	GD6-050-3.0-440-C	0.50	0.0197	3.0	3.5	4.4	50
3660-000101	GD6-055-3.0-500-C	0.55	0.0217	3.0	4.0	5.0	50
3660-000102	GD6-060-3.0-560-C	0.60	0.0236	3.0	4.5	5.6	50
3660-000103	GD6-065-3.0-630-C	0.65	0.0256	3.0	5.0	6.3	50
3660-000104	GD6-070-3.0-630-C	0.70	0.0276	3.0	5.0	6.3	50
3660-000105	GD6-075-3.0-690-C	0.75	0.0295	3.0	5.5	6.9	50
3660-000106	GD6-080-3.0-720-C	0.80	0.0315	3.0	5.6	7.2	50
3660-000107	GD6-085-3.0-760-C	0.85	0.0335	3.0	6.0	7.6	50
3660-000108	GD6-090-3.0-810-C	0.90	0.0354	3.0	6.5	8.1	50
3660-000109	GD6-095-3.0-850-C	0.95	0.0374	3.0	6.7	8.5	50
3660-000110	GD6-100-3.0-880-C	1.00	0.0394	3.0	7.0	8.8	50
3660-000111	GD6-105-3.0-940-C	1.05	0.0413	3.0	7.5	9.4	50
3660-000112	GD6-110-3.0-101-C	1.10	0.0433	3.0	8.0	10.1	50
3660-000113	GD6-115-3.0-104-C	1.15	0.0453	3.0	8.1	10.4	50
3660-000114	GD6-120-3.0-110-C	1.20	0.0472	3.0	8.5	11.0	50
3660-000115	GD6-125-3.0-113-C	1.25	0.0492	3.0	8.9	11.3	50
3660-000116	GD6-130-3.0-117-C	1.30	0.0512	3.0	9.2	11.7	50
3660-000117	GD6-135-3.0-122-C	1.35	0.0531	3.0	9.6	12.2	50
3660-000118	GD6-140-3.0-125-C	1.40	0.0551	3.0	10.0	12.5	50
3660-000119	GD6-145-3.0-130-C	1.45	0.0571	3.0	10.5	13.0	50
3660-000120	GD6-150-3.0-130-C	1.50	0.0591	3.0	10.5	13.0	50
3660-000121	GD6-155-3.0-135-C	1.55	0.0610	3.0	11.0	13.5	50
3660-000122	GD6-160-3.0-140-C	1.60	0.0630	3.0	11.5	14.0	50
3660-000123	GD6-165-3.0-150-C	1.65	0.0650	3.0	12.0	15.0	50
3660-000124	GD6-170-3.0-150-C	1.70	0.0669	3.0	12.0	15.0	50
3660-000125	GD6-175-3.0-155-C	1.75	0.0689	3.0	12.5	15.5	50
3660-000126	GD6-180-3.0-160-C	1.80	0.0709	3.0	13.0	16.0	50
3660-000127	GD6-185-3.0-160-C	1.85	0.0728	3.0	13.0	16.0	50
3660-000128	GD6-190-3.0-175-C	1.90	0.0748	3.0	13.5	17.5	50
3660-000129	GD6-195-3.0-180-C	1.95	0.0768	3.0	14.0	18.0	50
3660-000130	GD6-200-3.0-180-C	2.00	0.0787	3.0	14.0	18.0	50
3660-000131	GD6-205-3.0-185-C	2.05	0.0807	3.0	14.5	18.5	50
3660-000132	GD6-210-3.0-190-C	2.10	0.0827	3.0	15.0	19.0	50
3660-000133	GD6-215-3.0-190-C	2.15	0.0846	3.0	15.0	19.0	50
3660-000134	GD6-220-3.0-200-C	2.20	0.0866	3.0	16.0	20.0	50
3660-000135	GD6-225-3.0-200-C	2.25	0.0886	3.0	16.0	20.0	50
3660-000136	GD6-230-3.0-210-C	2.30	0.0906	3.0	16.5	21.0	50
3660-000137	GD6-235-3.0-210-C	2.35	0.0925	3.0	16.5	21.0	50
3660-000138	GD6-240-3.0-220-C	2.40	0.0945	3.0	17.0	22.0	50
3660-000139	GD6-245-3.0-225-C	2.45	0.0965	3.0	17.5	22.5	50
3660-000140	GD6-250-3.0-230-C	2.50	0.0984	3.0	18.0	23.0	50
3660-000141	GD6-255-3.0-230-C	2.55	0.1004	3.0	18.0	23.0	50
3660-000142	GD6-260-3.0-235-C	2.60	0.1024	3.0	18.5	23.5	50
3660-000143	GD6-265-3.0-235-C	2.65	0.1043	3.0	18.5	23.5	50
3660-000144	GD6-270-3.0-240-C	2.70	0.1063	3.0	19.0	24.0	50
3660-000145	GD6-275-3.0-240-C	2.75	0.1083	3.0	19.0	24.0	50
3660-000146	GD6-280-3.0-250-C	2.80	0.1102	3.0	20.0	25.0	50
3660-000147	GD6-285-3.0-250-C	2.85	0.1122	3.0	20.0	25.0	50
3660-000148	GD6-290-3.0-260-C	2.90	0.1142	3.0	21.0	26.0	50
3660-000149	GD6-295-3.0-260-C	2.95	0.1161	3.0	21.0	26.0	50
3660-000150	GD6-300-3.0-260C	3.00	0.1181	3.0	21.0	26.0	50

3670 Series - Solid Carbide - 12 x Dia

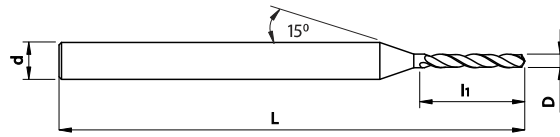
Material	Execution	Drill Point	Flute Helix	Flutes	Hardness	Tolerance
Micro Grain Carbide	Right Hand	140°	30°	2	HRC 65	H5



Item No.	Description	D Flute Ø (mm)	D Flute Ø (inch)	d Shank Ø (mm)	L1 Flute Length	L2 Flute Length	OAL (mm)
Call For Details	GD7-050-3.0-600-C	0.50	0.0197	3.0	6.0	7.20	50
Call For Details	GD7-055-3.0-660-C	0.55	0.0217	3.0	6.6	7.92	50
Call For Details	GD7-060-3.0-720-C	0.60	0.0236	3.0	7.2	8.64	50
Call For Details	GD7-065-3.0-780-C	0.65	0.0256	3.0	7.8	9.36	50
Call For Details	GD7-070-3.0-840-C	0.70	0.0276	3.0	8.4	10.08	50
Call For Details	GD7-075-3.0-900-C	0.75	0.0295	3.0	9.0	10.80	50
Call For Details	GD7-080-3.0-960-C	0.80	0.0315	3.0	9.6	11.52	50
Call For Details	GD7-085-3.0-1020-C	0.85	0.0335	3.0	10.2	12.24	50
Call For Details	GD7-090-3.0-1080-C	0.90	0.0354	3.0	10.8	12.96	50
Call For Details	GD7-095-3.0-1140-C	0.95	0.0374	3.0	11.4	13.68	50
Call For Details	GD7-100-3.0-1200-C	1.00	0.0394	3.0	12.0	14.40	50
Call For Details	GD7-105-3.0-1260-C	1.05	0.0413	3.0	12.6	15.12	50
Call For Details	GD7-110-3.0-1320-C	1.10	0.0433	3.0	13.2	15.84	50
Call For Details	GD7-115-3.0-1380-C	1.15	0.0453	3.0	13.8	16.56	50
Call For Details	GD7-120-3.0-1440-C	1.20	0.0472	3.0	14.4	17.28	50
Call For Details	GD7-125-3.0-1500-C	1.25	0.0492	3.0	15.0	18.00	50
Call For Details	GD7-130-3.0-1560-C	1.30	0.0512	3.0	15.6	18.72	50
Call For Details	GD7-135-3.0-1620-C	1.35	0.0531	3.0	16.2	19.44	50
Call For Details	GD7-140-3.0-1680-C	1.40	0.0551	3.0	16.8	20.16	50
Call For Details	GD7-145-3.0-1740-C	1.45	0.0571	3.0	17.4	20.88	50
Call For Details	GD7-150-3.0-1800-C	1.50	0.0591	3.0	18.0	21.60	50
Call For Details	GD7-155-3.0-1860-C	1.55	0.0610	3.0	18.6	22.32	60
Call For Details	GD7-160-3.0-1920-C	1.60	0.0630	3.0	19.2	23.04	60
Call For Details	GD7-165-3.0-1980-C	1.65	0.0650	3.0	19.8	23.76	60
Call For Details	GD7-170-3.0-2040-C	1.70	0.0669	3.0	20.4	24.48	60
Call For Details	GD7-175-3.0-2100-C	1.75	0.0689	3.0	21.0	25.20	60
Call For Details	GD7-180-3.0-2160-C	1.80	0.0709	3.0	21.6	25.92	60
Call For Details	GD7-185-3.0-2220-C	1.85	0.0728	3.0	22.2	26.64	60
Call For Details	GD7-190-3.0-2280-C	1.90	0.0748	3.0	22.8	27.36	60
Call For Details	GD7-195-3.0-2340-C	1.95	0.0768	3.0	23.4	28.08	60
Call For Details	GD7-200-3.0-2400-C	2.00	0.0787	3.0	24.0	28.80	60

3680 Series - Solid Carbide - 4 to 5 x Dia

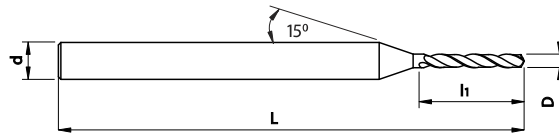
Material	Execution	Drill Point	Flute Helix	Flutes	Hardness	Tolerance
Micro Grain Carbide	Right Hand	120°	24°	2	HRC 65	H6



Item No.	Description	D Flute Ø (mm)	D Flute Ø (inch)	d Shank Ø (mm)	L1 Flute Length	OAL (mm)
Call For Details	GD8-020-3.0-110-C	0.20	0.0079	3.0	1.1	38
Call For Details	GD8-021-3.0-110-C	0.21	0.0083	3.0	1.1	38
Call For Details	GD8-022-3.0-110-C	0.22	0.0087	3.0	1.1	38
Call For Details	GD8-023-3.0-110-C	0.23	0.0091	3.0	1.1	38
Call For Details	GD8-024-3.0-110-C	0.24	0.0094	3.0	1.1	38
Call For Details	GD8-025-3.0-130-C	0.25	0.0098	3.0	1.3	38
Call For Details	GD8-026-3.0-130-C	0.26	0.0102	3.0	1.3	38
Call For Details	GD8-027-3.0-130-C	0.27	0.0106	3.0	1.3	38
Call For Details	GD8-028-3.0-130-C	0.28	0.0110	3.0	1.3	38
Call For Details	GD8-029-3.0-130-C	0.29	0.0114	3.0	1.3	38
Call For Details	GD8-030-3.0-160-C	0.30	0.0118	3.0	1.6	38
Call For Details	GD8-031-3.0-160-C	0.31	0.0122	3.0	1.6	38
Call For Details	GD8-032-3.0-160-C	0.32	0.0126	3.0	1.6	38
Call For Details	GD8-033-3.0-160-C	0.33	0.0130	3.0	1.6	38
Call For Details	GD8-034-3.0-160-C	0.34	0.0134	3.0	1.6	38
Call For Details	GD8-035-3.0-160-C	0.35	0.0138	3.0	1.6	38
Call For Details	GD8-036-3.0-160-C	0.36	0.0142	3.0	1.6	38
Call For Details	GD8-037-3.0-160-C	0.37	0.0146	3.0	1.6	38
Call For Details	GD8-038-3.0-160-C	0.38	0.0150	3.0	1.6	38
Call For Details	GD8-039-3.0-200-C	0.39	0.0154	3.0	2.0	38
Call For Details	GD8-040-3.0-200-C	0.40	0.0157	3.0	2.0	38
Call For Details	GD8-041-3.0-200-C	0.41	0.0161	3.0	2.0	38
Call For Details	GD8-042-3.0-200-C	0.42	0.0165	3.0	2.0	38
Call For Details	GD8-043-3.0-200-C	0.43	0.0169	3.0	2.0	38
Call For Details	GD8-044-3.0-200-C	0.44	0.0173	3.0	2.0	38
Call For Details	GD8-045-3.0-200-C	0.45	0.0177	3.0	2.0	38
Call For Details	GD8-046-3.0-200-C	0.46	0.0181	3.0	2.0	38
Call For Details	GD8-047-3.0-200-C	0.47	0.0185	3.0	2.0	38
Call For Details	GD8-048-3.0-200-C	0.48	0.0189	3.0	2.0	38
Call For Details	GD8-049-3.0-200-C	0.49	0.0193	3.0	2.0	38
Call For Details	GD8-050-3.0-240-C	0.50	0.0197	3.0	2.4	38
Call For Details	GD8-051-3.0-240-C	0.51	0.0201	3.0	2.4	38
Call For Details	GD8-052-3.0-240-C	0.52	0.0205	3.0	2.4	38
Call For Details	GD8-053-3.0-240-C	0.53	0.0209	3.0	2.4	38
Call For Details	GD8-054-3.0-280-C	0.54	0.0213	3.0	2.8	38
Call For Details	GD8-055-3.0-280-C	0.55	0.0217	3.0	2.8	38
Call For Details	GD8-056-3.0-280-C	0.56	0.0220	3.0	2.8	38
Call For Details	GD8-057-3.0-280-C	0.57	0.0224	3.0	2.8	38
Call For Details	GD8-058-3.0-280-C	0.58	0.0228	3.0	2.8	38
Call For Details	GD8-059-3.0-280-C	0.59	0.0232	3.0	2.8	38
Call For Details	GD8-060-3.0-280-C	0.60	0.0236	3.0	2.8	38
Call For Details	GD8-061-3.0-330-C	0.61	0.0240	3.0	3.3	38
Call For Details	GD8-062-3.0-330-C	0.62	0.0244	3.0	3.3	38
Call For Details	GD8-063-3.0-330-C	0.63	0.0248	3.0	3.3	38
Call For Details	GD8-064-3.0-330-C	0.64	0.0252	3.0	3.3	38
Call For Details	GD8-065-3.0-330-C	0.65	0.0256	3.0	3.3	38
Call For Details	GD8-066-3.0-330-C	0.66	0.0260	3.0	3.3	38
Call For Details	GD8-067-3.0-330-C	0.67	0.0264	3.0	3.3	38
Call For Details	GD8-068-3.0-380-C	0.68	0.0268	3.0	3.8	38
Call For Details	GD8-069-3.0-380-C	0.69	0.0272	3.0	3.8	38
Call For Details	GD8-070-3.0-380-C	0.70	0.0276	3.0	3.8	38

3680 Series - Solid Carbide - 4 to 5 x Dia (Continued)

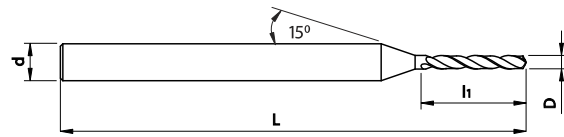
Material	Execution	Drill Point	Flute Helix	Flutes	Hardness	Tolerance
Micro Grain Carbide	Right Hand	120°	24°	2	HRC 65	H6



Item No.	Description	D Flute Ø (mm)	D Flute Ø (inch)	d Shank Ø (mm)	L1 Flute Length	OAL (mm)
Call For Details	GD8-071-3.0-380-C	0.71	0.0280	3	3.8	38
Call For Details	GD8-072-3.0-380-C	0.72	0.0283	3	3.8	38
Call For Details	GD8-073-3.0-380-C	0.73	0.0287	3	3.8	38
Call For Details	GD8-074-3.0-380-C	0.74	0.0291	3	3.8	38
Call For Details	GD8-075-3.0-380-C	0.75	0.0295	3	3.8	38
Call For Details	GD8-076-3.0-420-C	0.76	0.0299	3	4.2	38
Call For Details	GD8-077-3.0-420-C	0.77	0.0303	3	4.2	38
Call For Details	GD8-078-3.0-420-C	0.78	0.0307	3	4.2	38
Call For Details	GD8-079-3.0-420-C	0.79	0.0311	3	4.2	38
Call For Details	GD8-080-3.0-440-C	0.8	0.0315	3	4.4	38
Call For Details	GD8-081-3.0-440-C	0.81	0.0319	3	4.4	38
Call For Details	GD8-082-3.0-440-C	0.82	0.0323	3	4.4	38
Call For Details	GD8-083-3.0-440-C	0.83	0.0327	3	4.4	38
Call For Details	GD8-084-3.0-440-C	0.84	0.0331	3	4.4	38
Call For Details	GD8-085-3.0-440-C	0.85	0.0335	3	4.4	38
Call For Details	GD8-086-3.0-480-C	0.86	0.0339	3	4.8	38
Call For Details	GD8-087-3.0-480-C	0.87	0.0343	3	4.8	38
Call For Details	GD8-088-3.0-480-C	0.88	0.0346	3	4.8	38
Call For Details	GD8-089-3.0-480-C	0.89	0.0350	3	4.8	38
Call For Details	GD8-090-3.0-480-C	0.9	0.0354	3	4.8	38
Call For Details	GD8-091-3.0-480-C	0.91	0.0358	3	4.8	38
Call For Details	GD8-092-3.0-480-C	0.92	0.0362	3	4.8	38
Call For Details	GD8-093-3.0-480-C	0.93	0.0366	3	4.8	38
Call For Details	GD8-094-3.0-480-C	0.94	0.0370	3	4.8	38
Call For Details	GD8-095-3.0-480-C	0.95	0.0374	3	4.8	38
Call For Details	GD8-096-3.0-480-C	0.96	0.0378	3	4.8	38
Call For Details	GD8-097-3.0-480-C	0.97	0.0382	3	4.8	38
Call For Details	GD8-098-3.0-480-C	0.98	0.0386	3	4.8	38
Call For Details	GD8-099-3.0-480-C	0.99	0.0390	3	4.8	38
Call For Details	GD8-100-3.0-480-C	1	0.0394	3	4.8	38
Call For Details	GD8-101-3.0-480-C	1.01	0.0398	3	4.8	38
Call For Details	GD8-102-3.0-480-C	1.02	0.0402	3	4.8	38
Call For Details	GD8-103-3.0-480-C	1.03	0.0406	3	4.8	38
Call For Details	GD8-104-3.0-480-C	1.04	0.0409	3	4.8	38
Call For Details	GD8-105-3.0-480-C	1.05	0.0413	3	4.8	38
Call For Details	GD8-106-3.0-480-C	1.06	0.0417	3	4.8	38
Call For Details	GD8-107-3.0-480-C	1.07	0.0421	3	4.8	38
Call For Details	GD8-108-3.0-480-C	1.08	0.0425	3	4.8	38
Call For Details	GD8-109-3.0-480-C	1.09	0.0429	3	4.8	38
Call For Details	GD8-110-3.0-540-C	1.1	0.0433	3	5.4	38
Call For Details	GD8-111-3.0-540-C	1.11	0.0437	3	5.4	38
Call For Details	GD8-112-3.0-540-C	1.12	0.0441	3	5.4	38
Call For Details	GD8-113-3.0-540-C	1.13	0.0445	3	5.4	38
Call For Details	GD8-114-3.0-540-C	1.14	0.0449	3	5.4	38
Call For Details	GD8-115-3.0-540-C	1.15	0.0453	3	5.4	38
Call For Details	GD8-116-3.0-540-C	1.16	0.0457	3	5.4	38
Call For Details	GD8-117-3.0-540-C	1.17	0.0461	3	5.4	38
Call For Details	GD8-118-3.0-540-C	1.18	0.0465	3	5.4	38
Call For Details	GD8-119-3.0-540-C	1.19	0.0469	3	5.4	38
Call For Details	GD8-120-3.0-600-C	1.2	0.0472	3	6	38
Call For Details	GD8-121-3.0-600-C	1.21	0.0476	3	6	38

3680 Series - Solid Carbide - 4 to 5 x Dia (Continued)

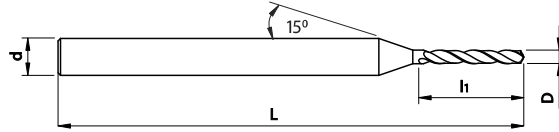
Material	Execution	Drill Point	Flute Helix	Flutes	Hardness	Tolerance
Micro Grain Carbide	Right Hand	120°	24°	2	HRC 65	H6



Item No.	Description	D Flute Ø (mm)	D Flute Ø (inch)	d Shank Ø (mm)	L1 Flute Length	OAL (mm)
Call For Details	GD8-122-3.0-600-C	1.22	0.0480	3	6	38
Call For Details	GD8-123-3.0-600-C	1.23	0.0484	3	6	38
Call For Details	GD8-124-3.0-600-C	1.24	0.0488	3	6	38
Call For Details	GD8-125-3.0-600-C	1.25	0.0492	3	6	38
Call For Details	GD8-126-3.0-600-C	1.26	0.0496	3	6	38
Call For Details	GD8-127-3.0-600-C	1.27	0.0500	3	6	38
Call For Details	GD8-128-3.0-600-C	1.28	0.0504	3	6	38
Call For Details	GD8-129-3.0-600-C	1.29	0.0508	3	6	38
Call For Details	GD8-130-3.0-670-C	1.3	0.0512	3	6.7	38
Call For Details	GD8-131-3.0-670-C	1.31	0.0516	3	6.7	38
Call For Details	GD8-132-3.0-670-C	1.32	0.0520	3	6.7	38
Call For Details	GD8-133-3.0-670-C	1.33	0.0524	3	6.7	38
Call For Details	GD8-134-3.0-670-C	1.34	0.0528	3	6.7	38
Call For Details	GD8-135-3.0-670-C	1.35	0.0531	3	6.7	38
Call For Details	GD8-136-3.0-670-C	1.36	0.0535	3	6.7	38
Call For Details	GD8-137-3.0-670-C	1.37	0.0539	3	6.7	38
Call For Details	GD8-138-3.0-670-C	1.38	0.0543	3	6.7	38
Call For Details	GD8-139-3.0-670-C	1.39	0.0547	3	6.7	38
Call For Details	GD8-140-3.0-670-C	1.4	0.0551	3	6.7	38
Call For Details	GD8-141-3.0-670-C	1.41	0.0555	3	6.7	38
Call For Details	GD8-142-3.0-670-C	1.42	0.0559	3	6.7	38
Call For Details	GD8-143-3.0-670-C	1.43	0.0563	3	6.7	38
Call For Details	GD8-144-3.0-670-C	1.44	0.0567	3	6.7	38
Call For Details	GD8-145-3.0-670-C	1.45	0.0571	3	6.7	38
Call For Details	GD8-146-3.0-670-C	1.46	0.0575	3	6.7	38
Call For Details	GD8-147-3.0-670-C	1.47	0.0579	3	6.7	38
Call For Details	GD8-148-3.0-670-C	1.48	0.0583	3	6.7	38
Call For Details	GD8-149-3.0-670-C	1.49	0.0587	3	6.7	38
Call For Details	GD8-150-3.0-720-C	1.5	0.0591	3	7.2	38
Call For Details	GD8-151-3.0-720-C	1.51	0.0594	3	7.2	38
Call For Details	GD8-152-3.0-720-C	1.52	0.0598	3	7.2	38
Call For Details	GD8-153-3.0-720-C	1.53	0.0602	3	7.2	38
Call For Details	GD8-154-3.0-720-C	1.54	0.0606	3	7.2	38
Call For Details	GD8-155-3.0-720-C	1.55	0.0610	3	7.2	38
Call For Details	GD8-156-3.0-720-C	1.56	0.0614	3	7.2	38
Call For Details	GD8-157-3.0-720-C	1.57	0.0618	3	7.2	38
Call For Details	GD8-158-3.0-720-C	1.58	0.0622	3	7.2	38
Call For Details	GD8-159-3.0-720-C	1.59	0.0626	3	7.2	38
Call For Details	GD8-160-3.0-720-C	1.6	0.0630	3	7.2	38
Call For Details	GD8-161-3.0-720-C	1.61	0.0634	3	7.2	38
Call For Details	GD8-162-3.0-720-C	1.62	0.0638	3	7.2	38
Call For Details	GD8-163-3.0-720-C	1.63	0.0642	3	7.2	38
Call For Details	GD8-164-3.0-720-C	1.64	0.0646	3	7.2	38
Call For Details	GD8-165-3.0-720-C	1.65	0.0650	3	7.2	38
Call For Details	GD8-166-3.0-720-C	1.66	0.0654	3	7.2	38
Call For Details	GD8-167-3.0-720-C	1.67	0.0657	3	7.2	38
Call For Details	GD8-168-3.0-720-C	1.68	0.0661	3	7.2	38
Call For Details	GD8-169-3.0-720-C	1.69	0.0665	3	7.2	38
Call For Details	GD8-170-3.0-720-C	1.7	0.0669	3	7.2	38
Call For Details	GD8-171-3.0-720-C	1.71	0.0673	3	7.2	38
Call For Details	GD8-172-3.0-720-C	1.72	0.0677	3	7.2	38

3680 Series - Solid Carbide - 4 to 5 x Dia (Continued)

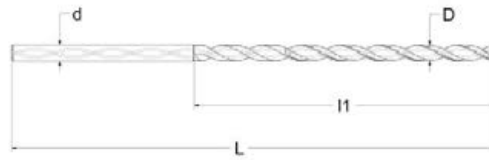
Material	Execution	Drill Point	Flute Helix	Flutes	Hardness	Tolerance
Micro Grain Carbide	Right Hand	120°	24°	2	HRC 65	H6



Item No.	Description	D Flute Ø (mm)	D Flute Ø (inch)	d Shank Ø (mm)	L1 Flute Length	OAL (mm)
Call For Details	GD8-173-3.0-720-C	1.73	0.0681	3	7.2	38
Call For Details	GD8-174-3.0-720-C	1.74	0.0685	3	7.2	38
Call For Details	GD8-175-3.0-720-C	1.75	0.0689	3	7.2	38
Call For Details	GD8-176-3.0-720-C	1.76	0.0693	3	7.2	38
Call For Details	GD8-177-3.0-720-C	1.77	0.0697	3	7.2	38
Call For Details	GD8-178-3.0-720-C	1.78	0.0701	3	7.2	38
Call For Details	GD8-179-3.0-720-C	1.79	0.0705	3	7.2	38
Call For Details	GD8-180-3.0-840-C	1.8	0.0709	3	8.4	38
Call For Details	GD8-181-3.0-840-C	1.81	0.0713	3	8.4	38
Call For Details	GD8-182-3.0-840-C	1.82	0.0717	3	8.4	38
Call For Details	GD8-183-3.0-840-C	1.83	0.0720	3	8.4	38
Call For Details	GD8-184-3.0-840-C	1.84	0.0724	3	8.4	38
Call For Details	GD8-185-3.0-840-C	1.85	0.0728	3	8.4	38
Call For Details	GD8-186-3.0-840-C	1.86	0.0732	3	8.4	38
Call For Details	GD8-187-3.0-840-C	1.87	0.0736	3	8.4	38
Call For Details	GD8-188-3.0-840-C	1.88	0.0740	3	8.4	38
Call For Details	GD8-189-3.0-840-C	1.89	0.0744	3	8.4	38
Call For Details	GD8-190-3.0-840-C	1.9	0.0748	3	8.4	38
Call For Details	GD8-191-3.0-840-C	1.91	0.0752	3	8.4	38
Call For Details	GD8-192-3.0-840-C	1.92	0.0756	3	8.4	38
Call For Details	GD8-193-3.0-840-C	1.93	0.0760	3	8.4	38
Call For Details	GD8-194-3.0-840-C	1.94	0.0764	3	8.4	38
Call For Details	GD8-195-3.0-840-C	1.95	0.0768	3	8.4	38
Call For Details	GD8-196-3.0-840-C	1.96	0.0772	3	8.4	38
Call For Details	GD8-197-3.0-840-C	1.97	0.0776	3	8.4	38
Call For Details	GD8-198-3.0-840-C	1.98	0.0780	3	8.4	38
Call For Details	GD8-199-3.0-840-C	1.99	0.0783	3	8.4	38

3690 Series - Solid Carbide - 15 x Dia - Coolant-Thru


Material	Execution	Drill Point	Flute Helix	Flutes	Hardness	Tolerance
Micro Grain Carbide	Right Hand	140°	30°	2	HRC 65	H5



Item No.	Description	D Flute Ø (mm)	D Flute Ø (inch)	d Shank Ø (mm)	L1 Flute Length	OAL (mm)
Call For Details	GD9-205-3.0-034-C	2.05	0.0807	3	34	70
Call For Details	GD9-210-3.0-034-C	2.1	0.0827	3	34	70
Call For Details	GD9-215-3.0-036-C	2.15	0.0846	3	36	70
Call For Details	GD9-220-3.0-036-C	2.2	0.0866	3	36	70
Call For Details	GD9-225-3.0-038-C	2.25	0.0886	3	38	70
Call For Details	GD9-230-3.0-038-C	2.3	0.0906	3	38	70
Call For Details	GD9-235-3.0-040-C	2.35	0.0925	3	40	70
Call For Details	GD9-240-3.0-040-C	2.4	0.0945	3	40	70
Call For Details	GD9-245-3.0-042-C	2.45	0.0965	3	42	70
Call For Details	GD9-250-3.0-042-C	2.5	0.0984	3	42	70
Call For Details	GD9-255-3.0-044-C	2.55	0.1004	3	44	90
Call For Details	GD9-260-3.0-044-C	2.6	0.1024	3	44	90
Call For Details	GD9-265-3.0-046-C	2.65	0.1043	3	46	90
Call For Details	GD9-270-3.0-046-C	2.7	0.1063	3	46	90
Call For Details	GD9-275-3.0-048-C	2.75	0.1083	3	48	90
Call For Details	GD9-280-3.0-048-C	2.8	0.1102	3	48	90
Call For Details	GD9-285-3.0-050-C	2.85	0.1122	3	50	90
Call For Details	GD9-290-3.0-050-C	2.9	0.1142	3	50	90
Call For Details	GD9-295-3.0-050-C	2.95	0.1161	3	50	90
Call For Details	GD9-300-3.0-050-C	3	0.1181	3	50	90

3700 Series - Solid Carbide - 10 x Dia - Gun Drills

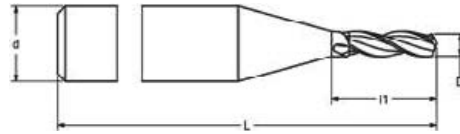
Material	Execution	Drill Point	Flute Helix	Flutes	Hardness	Tolerance
Micro Grain Carbide	Right Hand	120°	None	Half Round	HRC 65	H5



Item No.	Description	D Flute Ø (mm)	D Flute Ø (inch)	d Shank Ø (mm)	L1 Flute Length	OAL (mm)
Call For Details	GD10-020-1.5-020-C	0.2	0.0079	1.5	2	30
Call For Details	GD10-025-1.5-025-C	0.25	0.0098	1.5	2.5	30
Call For Details	GD10-030-1.5-030-C	0.3	0.0118	1.5	3	30
Call For Details	GD10-035-1.5-035-C	0.35	0.0138	1.5	3.5	30
Call For Details	GD10-040-1.5-040-C	0.4	0.0157	1.5	4	30
Call For Details	GD10-045-1.5-045-C	0.45	0.0177	1.5	4.5	30
Call For Details	GD10-050-1.5-050-C	0.5	0.0197	1.5	5	30
Call For Details	GD10-055-1.5-055-C	0.55	0.0217	1.5	5.5	30
Call For Details	GD10-060-1.5-060-C	0.6	0.0236	1.5	6	30
Call For Details	GD10-065-1.5-065-C	0.65	0.0256	1.5	6.5	30
Call For Details	GD10-070-1.5-070-C	0.7	0.0276	1.5	7	30
Call For Details	GD10-075-1.5-075-C	0.75	0.0295	1.5	7.5	30
Call For Details	GD10-080-1.5-080-C	0.8	0.0315	1.5	8	30
Call For Details	GD10-085-1.5-085-C	0.85	0.0335	1.5	8.5	30
Call For Details	GD10-090-1.5-090-C	0.9	0.0354	1.5	9	30
Call For Details	GD10-095-1.5-095-C	0.95	0.0374	1.5	9.5	30
Call For Details	GD10-100-1.5-100-C	1	0.0394	1.5	10	30
Call For Details	GD10-105-1.5-105-C	1.05	0.0413	1.5	10.5	30
Call For Details	GD10-110-1.5-110-C	1.1	0.0433	1.5	11	30
Call For Details	GD10-115-1.5-115-C	1.15	0.0453	1.5	11.5	30
Call For Details	GD10-120-1.5-120-C	1.2	0.0472	1.5	12	30
Call For Details	GD10-125-1.5-125-C	1.25	0.0492	1.5	12.5	30
Call For Details	GD10-130-1.5-130-C	1.3	0.0512	1.5	13	30
Call For Details	GD10-135-1.5-135-C	1.35	0.0531	1.5	13.5	30
Call For Details	GD10-140-1.5-140-C	1.4	0.0551	1.5	14	30
Call For Details	GD10-145-1.5-145-C	1.45	0.0571	1.5	14.5	30
Call For Details	GD10-150-2.0-150-C	1.5	0.0591	2	15	38
Call For Details	GD10-155-2.0-155-C	1.55	0.0610	2	15.5	38
Call For Details	GD10-160-2.0-160-C	1.6	0.0630	2	16	38
Call For Details	GD10-165-2.0-165-C	1.65	0.0650	2	16.5	38
Call For Details	GD10-170-2.0-170-C	1.7	0.0669	2	17	38
Call For Details	GD10-175-2.0-175-C	1.75	0.0689	2	17.5	38
Call For Details	GD10-180-2.0-180-C	1.8	0.0709	2	18	38
Call For Details	GD10-185-2.0-185-C	1.85	0.0728	2	18.5	38
Call For Details	GD10-190-2.0-190-C	1.9	0.0748	2	19	38
Call For Details	GD10-195-2.0-195-C	1.95	0.0768	2	19.5	38
Call For Details	GD10-200-3.0-200-C	2	0.0787	3	20	50
Call For Details	GD10-210-3.0-210-C	2.1	0.0827	3	21	50
Call For Details	GD10-220-3.0-220-C	2.2	0.0866	3	22	50
Call For Details	GD10-230-3.0-230-C	2.3	0.0906	3	23	50
Call For Details	GD10-240-3.0-240-C	2.4	0.0945	3	24	50
Call For Details	GD10-250-3.0-250-C	2.5	0.0984	3	25	50
Call For Details	GD10-260-3.0-260-C	2.6	0.1024	3	26	50
Call For Details	GD10-270-3.0-270-C	2.7	0.1063	3	27	50
Call For Details	GD10-280-3.0-280-C	2.8	0.1102	3	28	50
Call For Details	GD10-290-3.0-290-C	2.9	0.1142	3	29	50
Call For Details	GD10-300-3.0-300-C	3	0.1181	3	30	50

3710 Series - Solid Carbide - 4 to 6 x Dia

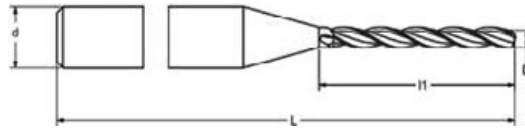
Material	Execution	Drill Point	Flute Helix	Flutes	Hardness	Tolerance
Micro Grain Carbide	Right Hand	140°	30°	3	HRC 65	H5




Item No.	Description	D Flute Ø (mm)	D Flute Ø (inch)	d Shank Ø (mm)	L1 Flute Length	OAL (mm)
Call For Details	GD11-050-3.0-300-C	0.5	0.0197	3	3	30
Call For Details	GD11-055-3.0-300-C	0.55	0.0217	3	3	30
Call For Details	GD11-060-3.0-300-C	0.6	0.0236	3	3	30
Call For Details	GD11-065-3.0-300-C	0.65	0.0256	3	3	30
Call For Details	GD11-070-3.0-300-C	0.7	0.0276	3	3	30
Call For Details	GD11-075-3.0-350-C	0.75	0.0295	3	3.5	30
Call For Details	GD11-080-3.0-350-C	0.8	0.0315	3	3.5	30
Call For Details	GD11-085-3.0-350-C	0.85	0.0335	3	3.5	30
Call For Details	GD11-090-3.0-350-C	0.9	0.0354	3	3.5	30
Call For Details	GD11-095-3.0-350-C	0.95	0.0374	3	3.5	30
Call For Details	GD11-100-3.0-350-C	1	0.0394	3	3.5	30
Call For Details	GD11-105-3.0-400-C	1.05	0.0413	3	4	30
Call For Details	GD11-110-3.0-400-C	1.1	0.0433	3	4	30
Call For Details	GD11-115-3.0-400-C	1.15	0.0453	3	4	30
Call For Details	GD11-120-3.0-400-C	1.2	0.0472	3	4	30
Call For Details	GD11-125-3.0-400-C	1.25	0.0492	3	4	30
Call For Details	GD11-130-3.0-500-C	1.3	0.0512	3	5	30
Call For Details	GD11-135-3.0-500-C	1.35	0.0531	3	5	30
Call For Details	GD11-140-3.0-500-C	1.4	0.0551	3	5	30
Call For Details	GD11-145-3.0-500-C	1.45	0.0571	3	5	30
Call For Details	GD11-150-3.0-500-C	1.5	0.0591	3	5	30

3720 Series - Solid Carbide - 4 to 6 x Dia - 3 Flute

Material	Execution	Drill Point	Flute Helix	Flutes	Hardness	Tolerance
Micro Grain Carbide	Right Hand	140°	30°	3	HRC 65	H5



Item No.	Description	D Flute Ø (mm)	D Flute Ø (inch)	d Shank Ø (mm)	L1 Flute Length	OAL (mm)
Call For Details	GD12-050-3.0-060-C	0.5	0.0197	3	6	38
Call For Details	GD12-055-3.0-070-C	0.55	0.0217	3	7	38
Call For Details	GD12-060-3.0-070-C	0.6	0.0236	3	7	38
Call For Details	GD12-065-3.0-070-C	0.65	0.0256	3	7	38
Call For Details	GD12-070-3.0-095-C	0.7	0.0276	3	9.5	38
Call For Details	GD12-075-3.0-095-C	0.75	0.0295	3	9.5	38
Call For Details	GD12-080-3.0-095-C	0.8	0.0315	3	9.5	38
Call For Details	GD12-085-3.0-095-C	0.85	0.0335	3	9.5	38
Call For Details	GD12-090-3.0-095-C	0.9	0.0354	3	9.5	38
Call For Details	GD12-095-3.0-095-C	0.95	0.0374	3	9.5	38
Call For Details	GD12-100-3.0-095-C	1	0.0394	3	9.5	38
Call For Details	GD12-105-3.0-105-C	1.05	0.0413	3	10.5	38
Call For Details	GD12-110-3.0-105-C	1.1	0.0433	3	10.5	38
Call For Details	GD12-115-3.0-105-C	1.15	0.0453	3	10.5	38
Call For Details	GD12-120-3.0-105-C	1.2	0.0472	3	10.5	38
Call For Details	GD12-125-3.0-105-C	1.25	0.0492	3	10.5	38
Call For Details	GD12-130-3.0-105-C	1.3	0.0512	3	10.5	38
Call For Details	GD12-135-3.0-105-C	1.35	0.0531	3	10.5	38
Call For Details	GD12-140-3.0-105-C	1.4	0.0551	3	10.5	38
Call For Details	GD12-145-3.0-105-C	1.45	0.0571	3	10.5	38
Call For Details	3720-000120	1.5	0.0591	3	10.5	38
Call For Details	GD12-160-3.0-120-C	1.6	0.0630	3	12	38
Call For Details	GD12-170-3.0-120-C	1.7	0.0669	3	12	38
Call For Details	GD12-180-3.0-120-C	1.8	0.0709	3	12	38
Call For Details	GD12-190-3.0-120-C	1.9	0.0748	3	12	38
Call For Details	GD12-200-3.0-120-C	2	0.0787	3	12	38
Call For Details	GD12-210-3.0-140-C	2.1	0.0827	3	14	38
Call For Details	GD12-220-3.0-140-C	2.2	0.0866	3	14	38
Call For Details	GD12-230-3.0-140-C	2.3	0.0906	3	14	38
Call For Details	GD12-240-3.0-140-C	2.4	0.0945	3	14	38
Call For Details	GD12-250-3.0-140-C	2.5	0.0984	3	14	38
Call For Details	GD12-260-3.0-160-C	2.6	0.1024	3	16	38
Call For Details	GD12-270-3.0-160-C	2.7	0.1063	3	16	38
Call For Details	GD12-280-3.0-160-C	2.8	0.1102	3	16	38
Call For Details	GD12-290-3.0-160-C	2.9	0.1142	3	16	38
Call For Details	GD12-300-3.0-160-C	3	0.1181	3	16	38



Micro End Mills

Micro Drills

Key Cutters

Gear Hobs

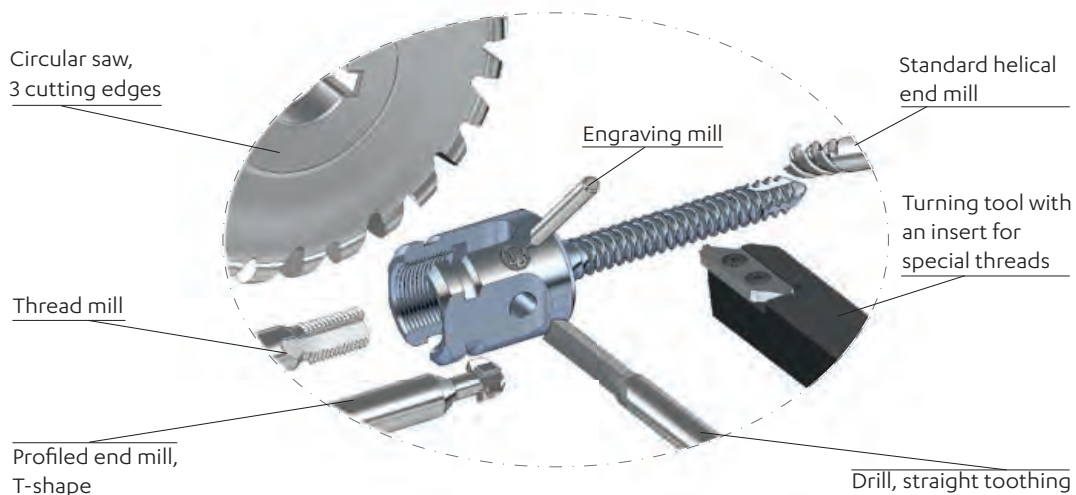
Custom Tool Engineering

Saw Blades



Genevieve Swiss is committed to bringing the industry's finest cutting tools to the North American metalworking market. Louis Belet of Switzerland is a leading manufacturer of super precision micro tooling, drills and end mills as well as a large variety of specialty cutters. With over 6500 standard tool offerings as well as advanced production capability, Louis Belet has the precision micro tooling you need to achieve optimal production efficiency.

Tooling Optimized for Medical Technology Applications:
Cutting tools for titanium and medical stainless that have been tested and optimized through research and assistance from Louis Belet's customers.



337 Series: Center Drills

GEOMETRY:

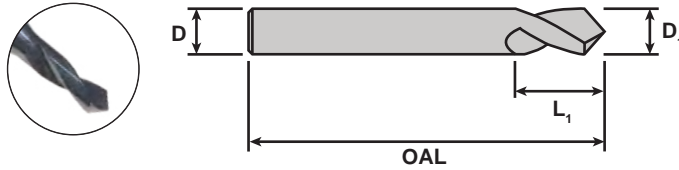
Flutes: 2
Helix: 24°
Drill Point: 60°, 90°, 120°

TOLERANCE:

D1 Under 1mm: +/- .01mm
D1 Over 1mm: +/- .02mm
D Shank: h5

OPTIONAL COATINGS:

TRIO: Steel & Stainless
SOLO: Brass & Bronze
RICO: Titanium & Aluminum



60° - 2 Flute

Item No.	Description	D ₁	D	L ₁	OAL
3968-000100	TD-337-3-0.5	0.5	2	2	38
3968-000101	TD-337-3-0.6	0.6	2	2	38
3968-000102	TD-337-3-0.7	0.7	2	2	38
3968-000103	TD-337-3-0.8	0.8	2	3	38
3968-000104	TD-337-3-0.9	0.9	2	3	38
3968-000105	TD-337-3-1	1	2	3	38
3968-000106	TD-337-3-1.1	1.1	2	3	38
3968-000107	TD-337-3-1.2	1.2	2	3	38
3968-000108	TD-337-3-1.3	1.3	2	3	38
3968-000109	TD-337-3-1.4	1.4	2	3	38
3968-000110	TD-337-3-1.5	1.5	2	5	38
3968-000111	TD-337-3-1.6	1.6	2	5	38
3968-000112	TD-337-3-1.7	1.7	2	5	38
3968-000113	TD-337-3-1.8	1.8	2	5	38
3968-000114	TD-337-3-1.9	1.9	2	5	38
3968-000115	TD-337-3-2	2	2	8	38
3968-000116	TD-337-3-2.5	2.5	2.5	8	38
3968-000117	TD-337-3-3	3	3	8	44
3968-000118	TD-337-3-4	4	4	12	50
3968-000119	TD-337-3-5	5	5	12	50
3968-000120	TD-337-3-6	6	6	15	61
3968-000121	TD-337-3-8	8	8	20	72
3968-000122	TD-337-3-10	10	10	20	72
3968-000123	TD-337-3-12	12	12	25	83
3968-000124	TD-337-3-16	16	16	25	83
3968-000125	TD-337-3-20	20	20	35	104

90° - 2 Flute

Item No.	Description	D ₁	D	L ₁	OAL
Call For Details	TD-337-0.40	0.4	2	2	38
3962-000100	TD-337-0.5	0.5	2	2	38
3962-000101	TD-337-0.55	0.55	2	2	38
3962-000102	TD-337-0.6	0.6	2	2	38
3962-000103	TD-337-0.65	0.65	2	2	38
3962-000104	TD-337-0.7	0.7	2	2	38
3962-000105	TD-337-0.75	0.75	2	2	38
3962-000106	TD-337-0.8	0.8	2	3	38
3962-000107	TD-337-0.85	0.85	2	3	38
3962-000108	TD-337-0.9	0.9	2	3	38
3962-000109	TD-337-0.95	0.95	2	3	38
3962-000110	TD-337-1	1	2	3	38
3962-000111	TD-337-1.05	1.05	2	3	38
3962-000112	TD-337-1.1	1.1	2	3	38
3962-000113	TD-337-1.15	1.15	2	3	38
3962-000114	TD-337-1.2	1.2	2	3	38
3962-000115	TD-337-1.25	1.25	2	3	38
3962-000116	TD-337-1.3	1.3	2	3	38
3962-000117	TD-337-1.35	1.35	2	3	38
3962-000118	TD-337-1.4	1.4	2	3	38
3962-000119	TD-337-1.45	1.45	2	3	38
3962-000120	TD-337-1.5	1.5	2	5	38
3962-000121	TD-337-1.6	1.6	2	5	38
3962-000122	TD-337-1.7	1.7	2	5	38
3962-000123	TD-337-1.8	1.8	2	5	38
3962-000124	TD-337-1.9	1.9	2	5	38
3962-000125	TD-337-2	2	2	8	38
3962-000126	TD-337-2.5	2.5	2.5	8	38
3962-000127	TD-337-3	3	3	8	44
3962-000128	TD-337-4	4	4	12	50
3962-000129	TD-337-5	5	5	12	50
3962-000130	TD-337-6	6	6	15	61
3962-000131	TD-337-8	8	8	20	72
3962-000132	TD-337-10	10	10	20	72
3962-000133	TD-337-12	12	12	25	83
3962-000134	TD-337-16	16	16	25	83
3962-000135	TD-337-20	20	20	35	104

120° - 2 Flute

Item No.	Description	D ₁	D	L ₁	OAL
3966-000100	TD-337-2-0.5	0.5	2	2	38
3966-000101	TD-337-2-0.55	0.55	2	2	38
3966-000102	TD-337-2-0.6	0.6	2	2	38
3966-000103	TD-337-2-0.65	0.65	2	2	38
3966-000104	TD-337-2-0.7	0.7	2	2	38
3966-000105	TD-337-2-0.75	0.75	2	2	38
3966-000106	TD-337-2-0.8	0.8	2	3	38
3966-000107	TD-337-2-0.85	0.85	2	3	38
3966-000108	TD-337-2-0.9	0.9	2	3	38
3966-000109	TD-337-2-0.95	0.95	2	3	38
3966-000110	TD-337-2-1	1	2	3	38
3966-000111	TD-337-2-1.05	1.05	2	3	38
3966-000112	TD-337-2-1.1	1.1	2	3	38
3966-000113	TD-337-2-1.15	1.15	2	3	38
3966-000114	TD-337-2-1.2	1.2	2	3	38
3966-000115	TD-337-2-1.25	1.25	2	3	38
3966-000116	TD-337-2-1.3	1.3	2	3	38
3966-000117	TD-337-2-1.35	1.35	2	3	38
3966-000118	TD-337-2-1.4	1.4	2	3	38
3966-000119	TD-337-2-1.45	1.45	2	3	38
3966-000120	TD-337-2-1.5	1.5	2	5	38
3966-000121	TD-337-2-1.6	1.6	2	5	38
3966-000122	TD-337-2-1.7	1.7	2	5	38
3966-000123	TD-337-2-1.8	1.8	2	5	38
3966-000124	TD-337-2-1.9	1.9	2	5	38
3966-000125	TD-337-2-2	2	2	8	38
3966-000126	TD-337-2-2.5	2.5	2.5	8	38
3966-000127	TD-337-2-3	3	3	8	44
3966-000128	TD-337-2-4	4	4	12	50
3966-000129	TD-337-2-5	5	5	12	50
3966-000130	TD-337-2-6	6	6	15	61
3966-000131	TD-337-2-8	8	8	20	72
3966-000132	TD-337-2-10	10	10	20	72
3966-000133	TD-337-2-12	12	12	25	83
3966-000134	TD-337-2-16	16	16	25	83
3966-000135	TD-337-2-20	20	20	35	104

Through rigorous testing, feedback from customers as well as years of advancement in grinding and geometry development, Louis Belet has introduced the EXPERT series of application specific drills and cutting tools. The INOX370 Series has been developed for advanced tool life, cutting reliability and chip control in stainless steels.

Comparative Trial Test:

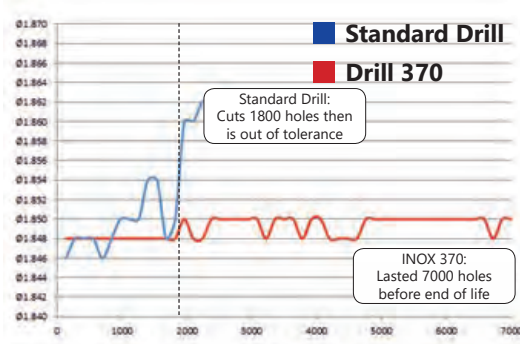
- Test: INOX370 vs Conventional Twist Drill
- Diameter: 1.85mm x 12mm Flute Length
- Material: 316L Stainless
- Hole: 8mm deep thru-hole

End of Life Criteria:

- Tool breakage
- Conical holes
- Excessive burrs
- Deviation of hole location
- Diameter tolerance +/- .01mm

Cutting Parameters:


Vc = 30m / min or 98.4 SFM
 f = .04mm per rev or .0015" IPR
 RPM = 5164
 Peck Cycle = .37mm



Test Results

INOX 370 Drill

- Cut 7000 Holes
- Fragmented Chips
- Cleaner, Tight Tolerance Holes



Standard Drill

- Cut 1800 Holes
- Long Stringy Chips
- Poor finish, burrs



PROPRIETARY COATING OPTIMIZED for STAINLESS

"Not Your Father's Carbide Drills"



342 Series: Precision Micro Drills - 2 Flute

GEOMETRY:

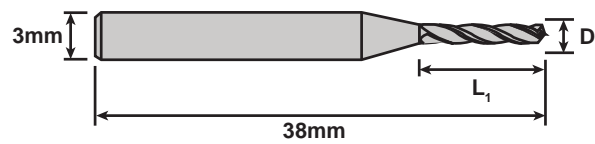
Flutes: 2
Helix: 34°
Drill Point: 118°

TOLERANCE:

D1: -0.02mm / -0.004mm
OAL: -0.02mm / -0.00mm
D Shank: h5

OPTIONAL COATINGS:

TRIO: Steel & Stainless
SOLO: Brass & Bronze
RICO: Titanium & Aluminum



Item No.	Description	D ₁	L ₁	Item No.	Description	D ₁	L ₁
3982-000100	TD-342-0.05	0.05	0.3	3982-000151	TD-342-0.56	0.56	4.0
3982-000101	TD-342-0.06	0.06	0.4	3982-000152	TD-342-0.57	0.57	4.0
3982-000102	TD-342-0.07	0.07	0.4	3982-000153	TD-342-0.58	0.58	4.0
3982-000103	TD-342-0.08	0.08	0.5	3982-000154	TD-342-0.59	0.59	4.0
3982-000104	TD-342-0.09	0.09	0.5	3982-000155	TD-342-0.6	0.60	4.0
3982-000105	TD-342-0.1	0.10	0.5	3982-000156	TD-342-0.61	0.61	5.0
3982-000106	TD-342-0.11	0.11	0.5	3982-000157	TD-342-0.62	0.62	5.0
3982-000107	TD-342-0.12	0.12	0.5	3982-000158	TD-342-0.63	0.63	5.0
3982-000108	TD-342-0.13	0.13	0.5	3982-000159	TD-342-0.64	0.64	5.0
3982-000109	TD-342-0.14	0.14	0.5	3982-000160	TD-342-0.65	0.65	5.0
3982-000110	TD-342-0.15	0.15	0.8	3982-000161	TD-342-0.66	0.66	5.0
3982-000111	TD-342-0.16	0.16	0.8	3982-000162	TD-342-0.67	0.67	5.0
3982-000112	TD-342-0.17	0.17	0.8	3982-000163	TD-342-0.68	0.68	5.0
3982-000113	TD-342-0.18	0.18	0.8	3982-000164	TD-342-0.69	0.69	5.0
3982-000114	TD-342-0.19	0.19	0.8	3982-000165	TD-342-0.7	0.70	5.0
3982-000115	TD-342-0.2	0.20	0.8	3982-000166	TD-342-0.71	0.71	5.0
3982-000116	TD-342-0.21	0.21	1.0	3982-000167	TD-342-0.72	0.72	5.0
3982-000117	TD-342-0.22	0.22	1.0	3982-000168	TD-342-0.73	0.73	5.0
3982-000118	TD-342-0.23	0.23	1.0	3982-000169	TD-342-0.74	0.74	5.0
3982-000119	TD-342-0.24	0.24	1.0	3982-000170	TD-342-0.75	0.75	5.0
3982-000120	TD-342-0.25	0.25	1.0	3982-000171	TD-342-0.76	0.76	5.0
3982-000121	TD-342-0.26	0.26	1.5	3982-000172	TD-342-0.77	0.77	5.0
3982-000122	TD-342-0.27	0.27	1.5	3982-000173	TD-342-0.78	0.78	5.0
3982-000123	TD-342-0.28	0.28	1.5	3982-000174	TD-342-0.79	0.79	5.0
3982-000124	TD-342-0.29	0.29	1.5	3982-000175	TD-342-0.8	0.80	5.0
3982-000125	TD-342-0.3	0.30	1.5	3982-000176	TD-342-0.81	0.81	6.0
3982-000126	TD-342-0.31	0.31	2.0	3982-000177	TD-342-0.82	0.82	6.0
3982-000127	TD-342-0.32	0.32	2.0	3982-000178	TD-342-0.83	0.83	6.0
3982-000128	TD-342-0.33	0.33	2.0	3982-000179	TD-342-0.84	0.84	6.0
3982-000129	TD-342-0.34	0.34	2.0	3982-000180	TD-342-0.85	0.85	6.0
3982-000130	TD-342-0.35	0.35	2.0	3982-000181	TD-342-0.86	0.86	6.0
3982-000131	TD-342-0.36	0.36	3.0	3982-000182	TD-342-0.87	0.87	6.0
3982-000132	TD-342-0.37	0.37	3.0	3982-000183	TD-342-0.88	0.88	6.0
3982-000133	TD-342-0.38	0.38	3.0	3982-000184	TD-342-0.89	0.89	6.0
3982-000134	TD-342-0.39	0.39	3.0	3982-000185	TD-342-0.9	0.90	6.0
3982-000135	TD-342-0.4	0.40	3.0	3982-000186	TD-342-0.91	0.91	6.0
3982-000136	TD-342-0.41	0.41	3.0	3982-000187	TD-342-0.92	0.92	6.0
3982-000137	TD-342-0.42	0.42	3.0	3982-000188	TD-342-0.93	0.93	6.0
3982-000138	TD-342-0.43	0.43	3.0	3982-000189	TD-342-0.94	0.94	6.0
3982-000139	TD-342-0.44	0.44	3.0	3982-000190	TD-342-0.95	0.95	6.0
3982-000140	TD-342-0.45	0.45	3.0	3982-000191	TD-342-0.96	0.96	6.0
3982-000141	TD-342-0.46	0.46	3.0	3982-000192	TD-342-0.97	0.97	6.0
3982-000142	TD-342-0.47	0.47	4.0	3982-000193	TD-342-0.98	0.98	6.0
3982-000143	TD-342-0.48	0.48	4.0	3982-000194	TD-342-0.99	0.99	6.0
3982-000144	TD-342-0.49	0.49	4.0	3982-000195	TD-342-1	1.00	6.0
3982-000145	TD-342-0.5	0.50	4.0	3982-000196	TD-342-1.01	1.01	6.0
3982-000146	TD-342-0.51	0.51	4.0	3982-000197	TD-342-1.02	1.02	6.0
3982-000147	TD-342-0.52	0.52	4.0	3982-000198	TD-342-1.03	1.03	6.0
3982-000148	TD-342-0.53	0.53	4.0	3982-000199	TD-342-1.04	1.04	6.0
3982-000149	TD-342-0.54	0.54	4.0	3982-000200	TD-342-1.05	1.05	6.0
3982-000150	TD-342-0.55	0.55	4.0	3982-000201	TD-342-1.06	1.06	6.0

342 Series: Precision Micro Drills - 2 Flute (continued)

GEOMETRY:

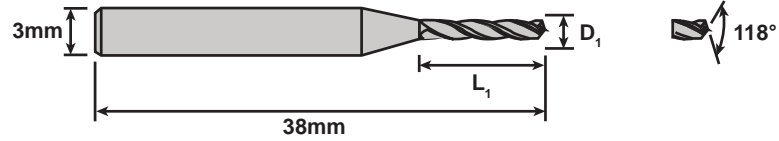
Flutes: 2
Helix: 34°
Drill Point: 118°

TOLERANCE:

D1: -0.02mm / -0.004mm
OAL: -0.02mm / -0.00mm
D Shank: h5

OPTIONAL COATINGS:

TRIO: Steel & Stainless
SOLO: Brass & Bronze
RICO: Titanium & Aluminum



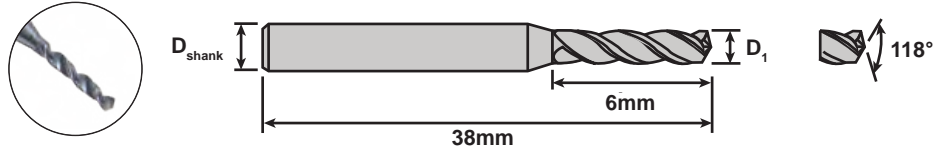
Item No.	Description	D ₁	L ₁	Item No.	Description	D ₁	L ₁
3982-000202	TD-342-1.07	1.07	6.0	3982-000253	TD-342-1.59	1.59	8.0
3982-000203	TD-342-1.08	1.08	6.0	3982-000254	TD-342-1.6	1.60	8.0
3982-000204	TD-342-1.09	1.09	6.0	3982-000255	TD-342-1.61	1.61	8.0
3982-000205	TD-342-1.1	1.10	6.0	3982-000256	TD-342-1.62	1.62	8.0
3982-000206	TD-342-1.12	1.12	6.0	3982-000257	TD-342-1.63	1.63	8.0
3982-000207	TD-342-1.13	1.13	6.0	3982-000258	TD-342-1.64	1.64	8.0
3982-000208	TD-342-1.14	1.14	6.0	3982-000259	TD-342-1.65	1.65	8.0
3982-000209	TD-342-1.15	1.15	6.0	3982-000260	TD-342-1.66	1.66	8.0
3982-000210	TD-342-1.16	1.16	6.0	3982-000261	TD-342-1.67	1.67	8.0
3982-000211	TD-342-1.17	1.17	6.0	3982-000262	TD-342-1.68	1.68	8.0
3982-000212	TD-342-1.18	1.18	6.0	3982-000263	TD-342-1.69	1.69	8.0
3982-000213	TD-342-1.19	1.19	6.0	3982-000264	TD-342-1.7	1.70	8.0
3982-000214	TD-342-1.2	1.20	6.0	3982-000265	TD-342-1.71	1.71	12.0
3982-000215	TD-342-1.21	1.21	8.0	3982-000266	TD-342-1.72	1.72	12.0
3982-000216	TD-342-1.22	1.22	8.0	3982-000267	TD-342-1.73	1.73	12.0
3982-000217	TD-342-1.23	1.23	8.0	3982-000268	TD-342-1.74	1.74	12.0
3982-000218	TD-342-1.24	1.24	8.0	3982-000269	TD-342-1.75	1.75	12.0
3982-000219	TD-342-1.25	1.25	8.0	3982-000270	TD-342-1.76	1.76	12.0
3982-000220	TD-342-1.26	1.26	8.0	3982-000271	TD-342-1.77	1.77	12.0
3982-000221	TD-342-1.27	1.27	8.0	3982-000272	TD-342-1.78	1.78	12.0
3982-000222	TD-342-1.28	1.28	8.0	3982-000273	TD-342-1.79	1.79	12.0
3982-000223	TD-342-1.29	1.29	8.0	3982-000274	TD-342-1.8	1.80	12.0
3982-000224	TD-342-1.3	1.30	8.0	3982-000275	TD-342-1.81	1.81	12.0
3982-000225	TD-342-1.31	1.31	8.0	3982-000276	TD-342-1.82	1.82	12.0
3982-000226	TD-342-1.32	1.32	8.0	3982-000277	TD-342-1.83	1.83	12.0
3982-000227	TD-342-1.33	1.33	8.0	3982-000278	TD-342-1.84	1.84	12.0
3982-000228	TD-342-1.34	1.34	8.0	3982-000279	TD-342-1.85	1.85	12.0
3982-000229	TD-342-1.35	1.35	8.0	3982-000280	TD-342-1.86	1.86	12.0
3982-000230	TD-342-1.36	1.36	8.0	3982-000281	TD-342-1.87	1.87	12.0
3982-000231	TD-342-1.37	1.37	8.0	3982-000282	TD-342-1.88	1.88	12.0
3982-000232	TD-342-1.38	1.38	8.0	3982-000283	TD-342-1.89	1.89	12.0
3982-000233	TD-342-1.39	1.39	8.0	3982-000284	TD-342-1.9	1.90	12.0
3982-000234	TD-342-1.4	1.40	8.0	3982-000285	TD-342-1.91	1.91	12.0
3982-000235	TD-342-1.41	1.41	8.0	3982-000286	TD-342-1.92	1.92	12.0
3982-000236	TD-342-1.42	1.42	8.0	3982-000287	TD-342-1.93	1.93	12.0
3982-000237	TD-342-1.43	1.43	8.0	3982-000288	TD-342-1.94	1.94	12.0
3982-000238	TD-342-1.44	1.44	8.0	3982-000289	TD-342-1.95	1.95	12.0
3982-000239	TD-342-1.45	1.45	8.0	3982-000290	TD-342-1.96	1.96	12.0
3982-000240	TD-342-1.46	1.46	8.0	3982-000291	TD-342-1.97	1.97	12.0
3982-000241	TD-342-1.47	1.47	8.0	3982-000292	TD-342-1.98	1.98	12.0
3982-000242	TD-342-1.48	1.48	8.0	3982-000293	TD-342-1.99	1.99	12.0
3982-000243	TD-342-1.49	1.49	8.0	3982-000294	TD-342-2	2.00	12.0
3982-000244	TD-342-1.5	1.50	8.0	3982-000295	TD-342-2.05	2.05	12.0
3982-000245	TD-342-1.51	1.51	8.0	3982-000296	TD-342-2.1	2.10	12.0
3982-000246	TD-342-1.52	1.52	8.0	3982-000297	TD-342-2.15	2.15	12.0
3982-000247	TD-342-1.53	1.53	8.0	3982-000298	TD-342-2.2	2.20	12.0
3982-000248	TD-342-1.54	1.54	8.0	3982-000299	TD-342-2.25	2.25	12.0
3982-000249	TD-342-1.55	1.55	8.0	3982-000300	TD-342-2.3	2.30	12.0
3982-000250	TD-342-1.56	1.56	8.0	3982-000301	TD-342-2.35	2.35	12.0
3982-000251	TD-342-1.57	1.57	8.0	3982-000302	TD-342-2.4	2.40	12.0
3982-000252	TD-342-1.58	1.58	8.0	3982-000303	TD-342-2.45	2.45	12.0
				3982-000304	TD-342-2.5	2.50	12.0

343-6 Series: Precision Micro Drills - 2 Flute

GEOMETRY:
 Flutes: 2
 Helix: 34°
 Drill Point: 118°

TOLERANCE:
 D1: -0.002mm / -0.004mm
 OAL: -0.02mm / -0.00mm
 D Shank: h5

OPTIONAL COATINGS:
TRIO: Steel & Stainless
SOLO: Brass & Bronze
RICO: Titanium & Aluminum



Item No.	Description	D ₁	D _{shank}	Item No.	Description	D ₁	D _{shank}	Item No.	Description	D ₁	D _{shank}
3986-000109	TD-343-6-0.80	0.80mm	2.0mm	3986-000148	TD-343-6-1.2	1.20mm	2.0mm	3986-000188	TD-343-6-1.6	1.60mm	2.0mm
3986-000100	TD-343-6-0.81	0.81mm	2.0mm	3986-000139	TD-343-6-1.21	1.21mm	2.0mm	3986-000179	TD-343-6-1.61	1.61mm	2.0mm
3986-000101	TD-343-6-0.82	0.82mm	2.0mm	3986-000140	TD-343-6-1.22	1.22mm	2.0mm	3986-000180	TD-343-6-1.62	1.62mm	2.0mm
3986-000102	TD-343-6-0.83	0.83mm	2.0mm	3986-000141	TD-343-6-1.23	1.23mm	2.0mm	3986-000181	TD-343-6-1.63	1.63mm	2.0mm
3986-000103	TD-343-6-0.84	0.84mm	2.0mm	3986-000142	TD-343-6-1.24	1.24mm	2.0mm	3986-000182	TD-343-6-1.64	1.64mm	2.0mm
3986-000104	TD-343-6-0.85	0.85mm	2.0mm	3986-000143	TD-343-6-1.25	1.25mm	2.0mm	3986-000183	TD-343-6-1.65	1.65mm	2.0mm
3986-000105	TD-343-6-0.86	0.86mm	2.0mm	3986-000144	TD-343-6-1.26	1.26mm	2.0mm	3986-000184	TD-343-6-1.66	1.66mm	2.0mm
3986-000106	TD-343-6-0.87	0.87mm	2.0mm	3986-000145	TD-343-6-1.27	1.27mm	2.0mm	3986-000185	TD-343-6-1.67	1.67mm	2.0mm
3986-000107	TD-343-6-0.88	0.88mm	2.0mm	3986-000146	TD-343-6-1.28	1.28mm	2.0mm	3986-000186	TD-343-6-1.68	1.68mm	2.0mm
3986-000108	TD-343-6-0.89	0.89mm	2.0mm	3986-000147	TD-343-6-1.29	1.29mm	2.0mm	3986-000187	TD-343-6-1.69	1.69mm	2.0mm
3986-000119	TD-343-6-0.90	0.90mm	2.0mm	3986-000158	TD-343-6-1.3	1.30mm	2.0mm	3986-000198	TD-343-6-1.7	1.70mm	2.0mm
3986-000110	TD-343-6-0.91	0.91mm	2.0mm	3986-000149	TD-343-6-1.31	1.31mm	2.0mm	3986-000189	TD-343-6-1.71	1.71mm	2.0mm
3986-000111	TD-343-6-0.92	0.92mm	2.0mm	3986-000150	TD-343-6-1.32	1.32mm	2.0mm	3986-000190	TD-343-6-1.72	1.72mm	2.0mm
3986-000112	TD-343-6-0.93	0.93mm	2.0mm	3986-000151	TD-343-6-1.33	1.33mm	2.0mm	3986-000191	TD-343-6-1.73	1.73mm	2.0mm
3986-000113	TD-343-6-0.94	0.94mm	2.0mm	3986-000152	TD-343-6-1.34	1.34mm	2.0mm	3986-000192	TD-343-6-1.74	1.74mm	2.0mm
3986-000114	TD-343-6-0.95	0.95mm	2.0mm	3986-000153	TD-343-6-1.35	1.35mm	2.0mm	3986-000193	TD-343-6-1.75	1.75mm	2.0mm
3986-000115	TD-343-6-0.96	0.96mm	2.0mm	3986-000154	TD-343-6-1.36	1.36mm	2.0mm	3986-000194	TD-343-6-1.76	1.76mm	2.0mm
3986-000116	TD-343-6-0.97	0.97mm	2.0mm	3986-000155	TD-343-6-1.37	1.37mm	2.0mm	3986-000195	TD-343-6-1.77	1.77mm	2.0mm
3986-000117	TD-343-6-0.98	0.98mm	2.0mm	3986-000156	TD-343-6-1.38	1.38mm	2.0mm	3986-000196	TD-343-6-1.78	1.78mm	2.0mm
3986-000118	TD-343-6-0.99	0.99mm	2.0mm	3986-000157	TD-343-6-1.39	1.39mm	2.0mm	3986-000197	TD-343-6-1.79	1.79mm	2.0mm
3986-000219	TD-343-6-1.00	1.00mm	2.0mm	3986-000168	TD-343-6-1.4	1.40mm	2.0mm	3986-000208	TD-343-6-1.8	1.80mm	2.0mm
3986-000120	TD-343-6-1.01	1.01mm	2.0mm	3986-000159	TD-343-6-1.41	1.41mm	2.0mm	3986-000199	TD-343-6-1.81	1.81mm	2.0mm
3986-000121	TD-343-6-1.02	1.02mm	2.0mm	3986-000160	TD-343-6-1.42	1.42mm	2.0mm	3986-000200	TD-343-6-1.82	1.82mm	2.0mm
3986-000122	TD-343-6-1.03	1.03mm	2.0mm	3986-000161	TD-343-6-1.43	1.43mm	2.0mm	3986-000201	TD-343-6-1.83	1.83mm	2.0mm
3986-000123	TD-343-6-1.04	1.04mm	2.0mm	3986-000162	TD-343-6-1.44	1.44mm	2.0mm	3986-000202	TD-343-6-1.84	1.84mm	2.0mm
3986-000124	TD-343-6-1.05	1.05mm	2.0mm	3986-000163	TD-343-6-1.45	1.45mm	2.0mm	3986-000203	TD-343-6-1.85	1.85mm	2.0mm
3986-000125	TD-343-6-1.06	1.06mm	2.0mm	3986-000164	TD-343-6-1.46	1.46mm	2.0mm	3986-000204	TD-343-6-1.86	1.86mm	2.0mm
3986-000126	TD-343-6-1.07	1.07mm	2.0mm	3986-000165	TD-343-6-1.47	1.47mm	2.0mm	3986-000205	TD-343-6-1.87	1.87mm	2.0mm
3986-000127	TD-343-6-1.08	1.08mm	2.0mm	3986-000166	TD-343-6-1.48	1.48mm	2.0mm	3986-000206	TD-343-6-1.88	1.88mm	2.0mm
3986-000128	TD-343-6-1.09	1.09mm	2.0mm	3986-000167	TD-343-6-1.49	1.49mm	2.0mm	3986-000207	TD-343-6-1.89	1.89mm	2.0mm
3986-000138	TD-343-6-1.10	1.10mm	2.0mm	3986-000178	TD-343-6-1.5	1.50mm	2.0mm	3986-000218	TD-343-6-1.9	1.90mm	2.0mm
3986-000129	TD-343-6-1.11	1.11mm	2.0mm	3986-000169	TD-343-6-1.51	1.51mm	2.0mm	3986-000209	TD-343-6-1.91	1.91mm	2.0mm
3986-000130	TD-343-6-1.12	1.12mm	2.0mm	3986-000170	TD-343-6-1.52	1.52mm	2.0mm	3986-000210	TD-343-6-1.92	1.92mm	2.0mm
3986-000131	TD-343-6-1.13	1.13mm	2.0mm	3986-000171	TD-343-6-1.53	1.53mm	2.0mm	3986-000211	TD-343-6-1.93	1.93mm	2.0mm
3986-000132	TD-343-6-1.14	1.14mm	2.0mm	3986-000172	TD-343-6-1.54	1.54mm	2.0mm	3986-000212	TD-343-6-1.94	1.94mm	2.0mm
3986-000133	TD-343-6-1.15	1.15mm	2.0mm	3986-000173	TD-343-6-1.55	1.55mm	2.0mm	3986-000213	TD-343-6-1.95	1.95mm	2.0mm
3986-000134	TD-343-6-1.16	1.16mm	2.0mm	3986-000174	TD-343-6-1.56	1.56mm	2.0mm	3986-000214	TD-343-6-1.96	1.96mm	2.0mm
3986-000135	TD-343-6-1.17	1.17mm	2.0mm	3986-000175	TD-343-6-1.57	1.57mm	2.0mm	3986-000215	TD-343-6-1.97	1.97mm	2.0mm
3986-000136	TD-343-6-1.18	1.18mm	2.0mm	3986-000176	TD-343-6-1.58	1.58mm	2.0mm	3986-000216	TD-343-6-1.98	1.98mm	2.0mm
3986-000137	TD-343-6-1.19	1.19mm	2.0mm	3986-000177	TD-343-6-1.59	1.59mm	2.0mm	3986-000217	TD-343-6-1.99	1.99mm	2.0mm
								3986-000220	TD-343-6-2.0	2.00mm	2.0mm

344 Series: Coolant-Thru Micro Drills - 2 Flute

GEOMETRY:

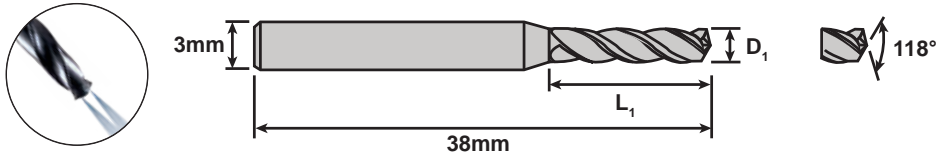
Flutes: 2
Helix: 34°
Drill Point: 118°

TOLERANCE:

D1: -0.02mm / -0.004mm
OAL: -0.02mm / -0.00mm
D Shank: h5

OPTIONAL COATINGS:

TRIO: Steel & Stainless
SOLO: Brass & Bronze
RICO: Titanium & Aluminum



Item No.	Description	D ₁	L ₁	Item No.	Description	D ₁	L ₁	Item No.	Description	D ₁	L ₁
Call For Details	TD-344-0.70	0.70	5mm	Call For Details	TD-344-1.30	1.30	8mm	Call For Details	TD-344-2.20	2.20	12mm
Call For Details	TD-344-0.75	0.75	5mm	Call For Details	TD-344-1.40	1.40	8mm	Call For Details	TD-344-2.30	2.30	12mm
Call For Details	TD-344-0.80	0.80	6mm	Call For Details	TD-344-1.50	1.50	12mm	Call For Details	TD-344-2.40	2.40	12mm
Call For Details	TD-344-0.85	0.85	6mm	Call For Details	TD-344-1.60	1.60	12mm	Call For Details	TD-344-2.50	2.50	12mm
Call For Details	TD-344-0.90	0.90	6mm	Call For Details	TD-344-1.70	1.70	12mm	Call For Details	TD-344-2.60	2.60	12mm
Call For Details	TD-344-1.00	1.00	8mm	Call For Details	TD-344-1.75	1.75	12mm	Call For Details	TD-344-2.70	2.70	12mm
Call For Details	TD-344-1.05	1.05	8mm	Call For Details	TD-344-1.80	1.80	12mm	Call For Details	TD-344-2.80	2.80	12mm
Call For Details	TD-344-1.10	1.10	8mm	Call For Details	TD-344-1.90	1.90	12mm	Call For Details	TD-344-2.90	2.90	12mm
Call For Details	TD-344-1.20	1.20	8mm	Call For Details	TD-344-2.00	2.00	12mm	Call For Details	TD-344-3.00	3.00	12mm
Call For Details	TD-344-1.25	1.25	8mm	Call For Details	TD-344-2.10	2.10	12mm				

WE CAN DO SPECIALS! CALL TODAY

353 Series: Triple Fluted Precision Micro Drill

GEOMETRY:

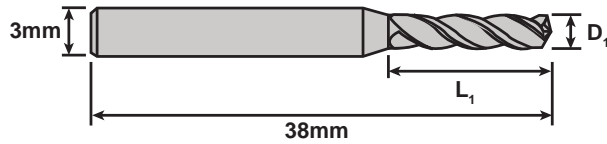
Flutes: 3
Helix: 34°
Drill Point: 140°

TOLERANCE:

D1: -0.02mm / -0.004mm
OAL: -0.02mm / -0.00mm
D Shank: h5

OPTIONAL COATINGS:

TRIO: Steel & Stainless
SOLO: Brass & Bronze
RICO: Titanium & Aluminum



140° 353 - Standard

353 - Standard

Item No.	Description	D ₁	L ₁	Item No.	Description	D ₁	L ₁
3998-000100	TD-353-0.15	0.15	2.0	3998-000122	TD-353-1.25	1.25	10.5
3998-000101	TD-353-0.2	0.20	3.0	3998-000123	TD-353-1.3	1.30	10.5
3998-000102	TD-353-0.25	0.25	3.5	3998-000124	TD-353-1.35	1.35	10.5
3998-000103	TD-353-0.3	0.30	5.0	3998-000125	TD-353-1.4	1.40	10.5
3998-000104	TD-353-0.35	0.35	5.0	3998-000126	TD-353-1.45	1.45	10.5
3998-000105	TD-353-0.4	0.40	6.0	3998-000127	TD-353-1.5	1.50	10.5
3998-000106	TD-353-0.45	0.45	6.0	3998-000128	TD-353-1.6	1.60	10.5
3998-000107	TD-353-0.5	0.50	6.0	3998-000129	TD-353-1.7	1.70	10.5
3998-000108	TD-353-0.55	0.55	7.0	3998-000130	TD-353-1.8	1.80	10.5
3998-000109	TD-353-0.6	0.60	7.0	3998-000131	TD-353-1.9	1.90	10.5
3998-000110	TD-353-0.65	0.65	7.0	3998-000132	TD-353-2	2.00	10.5
3998-000111	TD-353-0.7	0.70	9.5	3998-000133	TD-353-2.1	2.10	10.5
3998-000112	TD-353-0.75	0.75	9.5	3998-000134	TD-353-2.2	2.20	10.5
3998-000113	TD-353-0.8	0.80	9.5	3998-000135	TD-353-2.3	2.30	10.5
3998-000114	TD-353-0.85	0.85	9.5	3998-000136	TD-353-2.4	2.40	10.5
3998-000115	TD-353-0.9	0.90	9.5	3998-000137	TD-353-2.5	2.50	10.5
3998-000116	TD-353-0.95	0.95	9.5	3998-000138	TD-353-2.6	2.60	10.5
3998-000117	TD-353-1	1.00	9.5	3998-000139	TD-353-2.7	2.70	10.5
3998-000118	TD-353-1.05	1.05	10.5	3998-000140	TD-353-2.8	2.80	10.5
3998-000119	TD-353-1.1	1.10	10.5	3998-000141	TD-353-2.9	2.90	10.5
3998-000120	TD-353-1.15	1.15	10.5	3998-000142	TD-353-3	3.00	10.5
3998-000121	TD-353-1.2	1.20	10.5				

353 Series: Triple Fluted Precision Micro Drill

GEOMETRY:

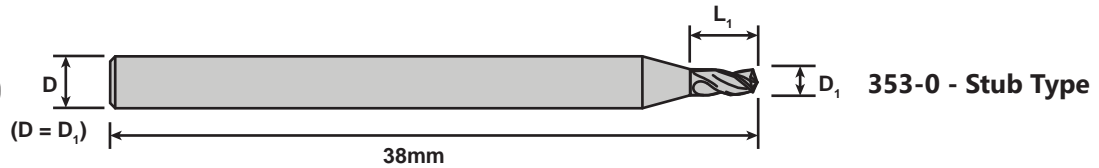
Flutes: 3
Helix: 34°
Drill Point: 140°

TOLERANCE:

D1: -0.02mm / -0.004mm
OAL: -0.02mm / -0.00mm
D Shank: h5

OPTIONAL COATINGS:

TRIO: Steel & Stainless
SOLO: Brass & Bronze
RICO: Titanium & Aluminum



353-0 - Stub Type

Item No.	Description	D ₁	L ₁	Item No.	Description	D ₁	L ₁	Item No.	Description	D ₁	L ₁
3858-000100	TD-353-0-0.15	0.15	1.5	3858-000143	TD-353-0-0.7	0.70	3.0	3858-000186	TD-353-0-1.13	1.13	3.5
3858-000101	TD-353-0-0.2	0.20	2.0	3858-000144	TD-353-0-0.71	0.71	3.0	3858-000187	TD-353-0-1.14	1.14	3.5
3858-000102	TD-353-0-0.25	0.25	2.0	3858-000145	TD-353-0-0.72	0.72	3.0	3858-000188	TD-353-0-1.15	1.15	3.5
3858-000103	TD-353-0-0.3	0.30	2.0	3858-000146	TD-353-0-0.73	0.73	3.0	3858-000189	TD-353-0-1.16	1.16	3.5
3858-000104	TD-353-0-0.31	0.31	2.0	3858-000147	TD-353-0-0.74	0.74	3.0	3858-000190	TD-353-0-1.17	1.17	3.5
3858-000105	TD-353-0-0.32	0.32	2.0	3858-000148	TD-353-0-0.75	0.75	3.0	3858-000191	TD-353-0-1.18	1.18	3.5
3858-000106	TD-353-0-0.33	0.33	2.0	3858-000149	TD-353-0-0.76	0.76	3.0	3858-000192	TD-353-0-1.19	1.19	3.5
3858-000107	TD-353-0-0.34	0.34	2.0	3858-000150	TD-353-0-0.77	0.77	3.0	3858-000193	TD-353-0-1.2	1.20	3.5
3858-000108	TD-353-0-0.35	0.35	2.0	3858-000151	TD-353-0-0.78	0.78	3.0	3858-000194	TD-353-0-1.21	1.21	3.5
3858-000109	TD-353-0-0.36	0.36	2.0	3858-000152	TD-353-0-0.79	0.79	3.0	3858-000195	TD-353-0-1.22	1.22	3.5
3858-000110	TD-353-0-0.37	0.37	2.0	3858-000153	TD-353-0-0.8	0.80	3.0	3858-000196	TD-353-0-1.23	1.23	3.5
3858-000111	TD-353-0-0.38	0.38	2.0	3858-000154	TD-353-0-0.81	0.81	3.0	3858-000197	TD-353-0-1.24	1.24	3.5
3858-000112	TD-353-0-0.39	0.39	2.0	3858-000155	TD-353-0-0.82	0.82	3.0	3858-000198	TD-353-0-1.25	1.25	3.5
3858-000113	TD-353-0-0.4	0.40	2.0	3858-000156	TD-353-0-0.83	0.83	3.0	3858-000199	TD-353-0-1.26	1.26	3.5
3858-000114	TD-353-0-0.41	0.41	2.0	3858-000157	TD-353-0-0.84	0.84	3.0	3858-000200	TD-353-0-1.27	1.27	3.5
3858-000115	TD-353-0-0.42	0.42	2.0	3858-000158	TD-353-0-0.85	0.85	3.0	3858-000201	TD-353-0-1.28	1.28	3.5
3858-000116	TD-353-0-0.43	0.43	2.0	3858-000159	TD-353-0-0.86	0.86	3.0	3858-000202	TD-353-0-1.29	1.29	3.5
3858-000117	TD-353-0-0.44	0.44	2.0	3858-000160	TD-353-0-0.87	0.87	3.0	3858-000203	TD-353-0-1.3	1.30	3.5
3858-000118	TD-353-0-0.45	0.45	2.0	3858-000161	TD-353-0-0.88	0.88	3.0	3858-000204	TD-353-0-1.31	1.31	3.5
3858-000119	TD-353-0-0.46	0.46	2.0	3858-000162	TD-353-0-0.89	0.89	3.0	3858-000205	TD-353-0-1.32	1.32	3.5
3858-000120	TD-353-0-0.47	0.47	2.0	3858-000163	TD-353-0-0.9	0.90	3.0	3858-000206	TD-353-0-1.33	1.33	3.5
3858-000121	TD-353-0-0.48	0.48	2.0	3858-000164	TD-353-0-0.91	0.91	3.0	3858-000207	TD-353-0-1.34	1.34	3.5
3858-000122	TD-353-0-0.49	0.49	2.0	3858-000165	TD-353-0-0.92	0.92	3.0	3858-000208	TD-353-0-1.35	1.35	3.5
3858-000123	TD-353-0-0.5	0.50	3.0	3858-000166	TD-353-0-0.93	0.93	3.0	3858-000209	TD-353-0-1.36	1.36	3.5
3858-000124	TD-353-0-0.51	0.51	3.0	3858-000167	TD-353-0-0.94	0.94	3.0	3858-000210	TD-353-0-1.37	1.37	3.5
3858-000125	TD-353-0-0.52	0.52	3.0	3858-000168	TD-353-0-0.95	0.95	3.0	3858-000211	TD-353-0-1.38	1.38	3.5
3858-000126	TD-353-0-0.53	0.53	3.0	3858-000169	TD-353-0-0.96	0.96	3.0	3858-000212	TD-353-0-1.39	1.39	3.5
3858-000127	TD-353-0-0.54	0.54	3.0	3858-000170	TD-353-0-0.97	0.97	3.0	3858-000213	TD-353-0-1.4	1.40	3.5
3858-000128	TD-353-0-0.55	0.55	3.0	3858-000171	TD-353-0-0.98	0.98	3.0	3858-000214	TD-353-0-1.41	1.41	3.5
3858-000129	TD-353-0-0.56	0.56	3.0	3858-000172	TD-353-0-0.99	0.99	3.0	3858-000215	TD-353-0-1.42	1.42	3.5
3858-000130	TD-353-0-0.57	0.57	3.0	3858-000173	TD-353-0-1	1.00	3.5	3858-000216	TD-353-0-1.43	1.43	3.5
3858-000131	TD-353-0-0.58	0.58	3.0	3858-000174	TD-353-0-1.01	1.01	3.5	3858-000217	TD-353-0-1.44	1.44	3.5
3858-000132	TD-353-0-0.59	0.59	3.0	3858-000175	TD-353-0-1.02	1.02	3.5	3858-000218	TD-353-0-1.45	1.45	3.5
3858-000133	TD-353-0-0.6	0.60	3.0	3858-000176	TD-353-0-1.03	1.03	3.5	3858-000219	TD-353-0-1.46	1.46	3.5
3858-000134	TD-353-0-0.61	0.61	3.0	3858-000177	TD-353-0-1.04	1.04	3.5	3858-000220	TD-353-0-1.47	1.47	3.5
3858-000135	TD-353-0-0.62	0.62	3.0	3858-000178	TD-353-0-1.05	1.05	3.5	3858-000221	TD-353-0-1.48	1.48	3.5
3858-000136	TD-353-0-0.63	0.63	3.0	3858-000179	TD-353-0-1.06	1.06	3.5	3858-000222	TD-353-0-1.49	1.49	3.5
3858-000137	TD-353-0-0.64	0.64	3.0	3858-000180	TD-353-0-1.07	1.07	3.5	3858-000223	TD-353-0-1.5	1.50	3.5
3858-000138	TD-353-0-0.65	0.65	3.0	3858-000181	TD-353-0-1.08	1.08	3.5				
3858-000139	TD-353-0-0.66	0.66	3.0	3858-000182	TD-353-0-1.09	1.09	3.5				
3858-000140	TD-353-0-0.67	0.67	3.0	3858-000183	TD-353-0-1.1	1.10	3.5				
3858-000141	TD-353-0-0.68	0.68	3.0	3858-000184	TD-353-0-1.11	1.11	3.5				
3858-000142	TD-353-0-0.69	0.69	3.0	3858-000185	TD-353-0-1.12	1.12	3.5				

353 Series: Triple Fluted Precision Micro Drill

GEOMETRY:

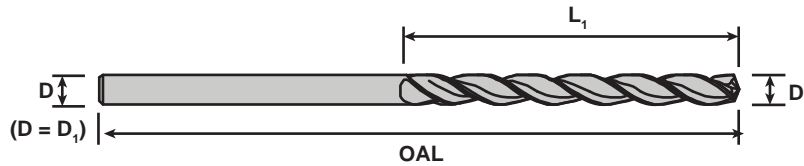
Flutes: 3
Helix: 34°
Drill Point: 140°

TOLERANCE:

D1: -0.02mm / -0.004mm
OAL: -0.02mm / -0.00mm
D Shank: h5

OPTIONAL COATINGS:

TRIO: Steel & Stainless
SOLO: Brass & Bronze
RICO: Titanium & Aluminum



353-2 - Extra Length

353-2 Series - Extra Length

Item No.	Description	D ₁	L ₁	OAL	Item No.	Description	D ₁	L ₁	OAL	Item No.	Description	D ₁	L ₁	OAL
3862-000100	TD-353-2-1	1.00	11.5	34	3862-000143	TD-353-2-5.3	5.30	50.0	86	3862-000186	TD-353-2-9.6	9.60	84.0	133
3862-000101	TD-353-2-1.1	1.10	13.0	36	3862-000144	TD-353-2-5.4	5.40	55.0	93	3862-000187	TD-353-2-9.7	9.70	84.0	133
3862-000102	TD-353-2-1.2	1.20	15.0	38	3862-000145	TD-353-2-5.5	5.50	55.0	93	3862-000188	TD-353-2-9.8	9.80	84.0	133
3862-000103	TD-353-2-1.3	1.30	15.0	38	3862-000146	TD-353-2-5.6	5.60	55.0	93	3862-000189	TD-353-2-9.9	9.90	84.0	133
3862-000104	TD-353-2-1.4	1.40	17.0	40	3862-000147	TD-353-2-5.7	5.70	55.0	93	3862-000190	TD-353-2-10	10.00	84.0	133
3862-000105	TD-353-2-1.5	1.50	17.0	40	3862-000148	TD-353-2-5.8	5.80	55.0	93	3862-000191	TD-353-2-10.2	10.20	84.0	133
3862-000106	TD-353-2-1.6	1.60	19.0	43	3862-000149	TD-353-2-5.9	5.90	55.0	93	3862-000192	TD-353-2-10.5	10.50	84.0	133
3862-000107	TD-353-2-1.7	1.70	19.0	43	3862-000150	TD-353-2-6	6.00	55.0	93	3862-000193	TD-353-2-11	11.00	91.0	142
3862-000108	TD-353-2-1.8	1.80	21.0	46	3862-000151	TD-353-2-6.1	6.10	60.0	101	3862-000194	TD-353-2-11.5	11.50	91.0	142
3862-000109	TD-353-2-1.9	1.90	21.0	46	3862-000152	TD-353-2-6.2	6.20	60.0	101	3862-000195	TD-353-2-12	12.00	98.0	151
3862-000110	TD-353-2-2	2.00	22.0	49	3862-000153	TD-353-2-6.3	6.30	60.0	101	3862-000196	TD-353-2-12.5	12.50	98.0	151
3862-000111	TD-353-2-2.1	2.10	22.0	49	3862-000154	TD-353-2-6.4	6.40	60.0	101	3862-000197	TD-353-2-13	13.00	98.0	151
3862-000112	TD-353-2-2.2	2.20	25.0	53	3862-000155	TD-353-2-6.5	6.50	60.0	101	3862-000198	TD-353-2-13.5	13.50	105.0	160
3862-000113	TD-353-2-2.3	2.30	25.0	53	3862-000156	TD-353-2-6.6	6.60	60.0	101	3862-000199	TD-353-2-14	14.00	105.0	160
3862-000114	TD-353-2-2.4	2.40	28.0	57	3862-000157	TD-353-2-6.7	6.70	60.0	101					
3862-000115	TD-353-2-2.5	2.50	28.0	57	3862-000158	TD-353-2-6.8	6.80	66.0	109					
3862-000116	TD-353-2-2.6	2.60	28.0	57	3862-000159	TD-353-2-6.9	6.90	66.0	109					
3862-000117	TD-353-2-2.7	2.70	31.0	61	3862-000160	TD-353-2-7	7.00	66.0	109					
3862-000118	TD-353-2-2.8	2.80	31.0	61	3862-000161	TD-353-2-7.1	7.10	66.0	109					
3862-000119	TD-353-2-2.9	2.90	31.0	61	3862-000162	TD-353-2-7.2	7.20	66.0	109					
3862-000120	TD-353-2-3	3.00	31.0	61	3862-000163	TD-353-2-7.3	7.30	66.0	109					
3862-000121	TD-353-2-3.1	3.10	34.0	65	3862-000164	TD-353-2-7.4	7.40	66.0	109					
3862-000122	TD-353-2-3.2	3.20	34.0	65	3862-000165	TD-353-2-7.5	7.50	66.0	109					
3862-000123	TD-353-2-3.3	3.30	34.0	65	3862-000166	TD-353-2-7.6	7.60	72.0	117					
3862-000124	TD-353-2-3.4	3.40	37.0	70	3862-000167	TD-353-2-7.7	7.70	72.0	117					
3862-000125	TD-353-2-3.5	3.50	37.0	70	3862-000168	TD-353-2-7.8	7.80	72.0	117					
3862-000126	TD-353-2-3.6	3.60	37.0	70	3862-000169	TD-353-2-7.9	7.90	72.0	117					
3862-000127	TD-353-2-3.7	3.70	37.0	70	3862-000170	TD-353-2-8	8.00	72.0	117					
3862-000128	TD-353-2-3.8	3.80	41.0	75	3862-000171	TD-353-2-8.1	8.10	72.0	117					
3862-000129	TD-353-2-3.9	3.90	41.0	75	3862-000172	TD-353-2-8.2	8.20	72.0	117					
3862-000130	TD-353-2-4	4.00	41.0	75	3862-000173	TD-353-2-8.3	8.30	72.0	117					
3862-000131	TD-353-2-4.1	4.10	41.0	75	3862-000174	TD-353-2-8.4	8.40	72.0	117					
3862-000132	TD-353-2-4.2	4.20	41.0	75	3862-000175	TD-353-2-8.5	8.50	72.0	117					
3862-000133	TD-353-2-4.3	4.30	45.0	80	3862-000176	TD-353-2-8.6	8.60	78.0	125					
3862-000134	TD-353-2-4.4	4.40	45.0	80	3862-000177	TD-353-2-8.7	8.70	78.0	125					
3862-000135	TD-353-2-4.5	4.50	45.0	80	3862-000178	TD-353-2-8.8	8.80	78.0	125					
3862-000136	TD-353-2-4.6	4.60	45.0	80	3862-000179	TD-353-2-8.9	8.90	78.0	125					
3862-000137	TD-353-2-4.7	4.70	45.0	80	3862-000180	TD-353-2-9	9.00	78.0	125					
3862-000138	TD-353-2-4.8	4.80	50.0	86	3862-000181	TD-353-2-9.1	9.10	78.0	125					
3862-000139	TD-353-2-4.9	4.90	50.0	86	3862-000182	TD-353-2-9.2	9.20	78.0	125					
3862-000140	TD-353-2-5	5.00	50.0	86	3862-000183	TD-353-2-9.3	9.30	78.0	125					
3862-000141	TD-353-2-5.1	5.10	50.0	86	3862-000184	TD-353-2-9.4	9.40	78.0	125					
3862-000142	TD-353-2-5.2	5.20	50.0	86	3862-000185	TD-353-2-9.5	9.50	78.0	125					

370 Series: Drills For Stainless Steels - 2 Flute

GEOMETRY:

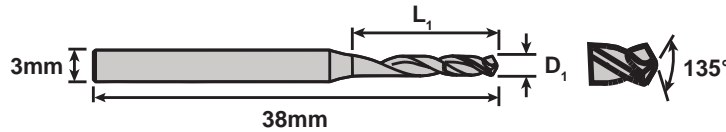

Flutes: 2
Helix: Variable
Drill Point: 135°

TOLERANCE:

D1: -0.002mm / -0.004mm
D Shank: h5

OPTIONAL COATINGS:

PROPRIETARY COATING
OPTIMIZED FOR STAINLESS



370 Series: Drills For Stainless Steels - 2 Flute

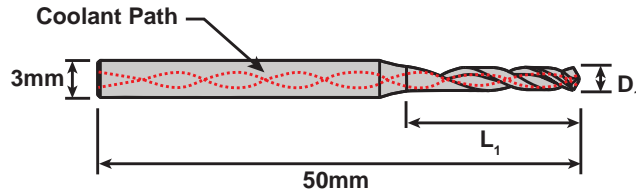
Item No.	Description	D ₁	L ₁	Item No.	Description	D ₁	L ₁	Item No.	Description	D ₁	L ₁
3816-050370	TD-370-0.5	0.50mm	4mm	3816-092370	TD-370-0.92	0.92mm	8mm	3816-134370	TD-370-1.34	1.34mm	8mm
3816-051370	TD-370-0.51	0.51mm	4mm	3916-093370	TD-370-0.93	0.93mm	8mm	3816-135370	TD-370-1.35	1.35mm	8mm
3816-052370	TD-370-0.52	0.52mm	4mm	3816-094370	TD-370-0.94	0.94mm	8mm	3816-136370	TD-370-1.36	1.36mm	8mm
3816-053370	TD-370-0.53	0.53mm	4mm	3816-095370	TD-370-0.95	0.95mm	8mm	3816-137370	TD-370-1.37	1.37mm	8mm
3816-054370	TD-370-0.54	0.54mm	4mm	3816-096370	TD-370-0.96	0.96mm	8mm	3816-138370	TD-370-1.38	1.38mm	8mm
3816-055370	TD-370-0.55	0.55mm	4mm	3816-097370	TD-370-0.97	0.97mm	8mm	3816-139370	TD-370-1.39	1.39mm	8mm
3816-056370	TD-370-0.56	0.56mm	4mm	3816-098370	TD-370-0.98	0.98mm	8mm	3816-140370	TD-370-1.40	1.40mm	8mm
3816-057370	TD-370-0.57	0.57mm	4mm	3816-099370	TD-370-0.99	0.99mm	8mm	3816-141370	TD-370-1.41	1.41mm	8mm
3816-058370	TD-370-0.58	0.58mm	4mm	3816-100370	TD-370-1.00	1.00mm	8mm	3816-142370	TD-370-1.42	1.42mm	8mm
3816-059370	TD-370-0.59	0.59mm	4mm	3816-101370	TD-370-1.01	1.01mm	8mm	3816-143370	TD-370-1.43	1.43mm	8mm
3816-060370	TD-370-0.60	0.60mm	5mm	3816-102370	TD-370-1.02	1.02mm	8mm	3816-144370	TD-370-1.44	1.44mm	8mm
3816-061370	TD-370-0.61	0.61mm	5mm	3816-103370	TD-370-1.03	1.03mm	8mm	3816-145370	TD-370-1.45	1.45mm	8mm
3816-062370	TD-370-0.62	0.62mm	5mm	3816-104370	TD-370-1.04	1.04mm	8mm	3816-146370	TD-370-1.46	1.46mm	8mm
3816-063370	TD-370-0.63	0.63mm	5mm	3816-105370	TD-370-1.05	1.05mm	8mm	3816-147370	TD-370-1.47	1.47mm	8mm
3816-064370	TD-370-0.64	0.64mm	5mm	3816-106370	TD-370-1.06	1.06mm	8mm	3816-148370	TD-370-1.48	1.48mm	8mm
3816-065370	TD-370-0.65	0.65mm	5mm	3816-107370	TD-370-1.07	1.07mm	8mm	3816-149370	TD-370-1.49	1.49mm	8mm
3816-066370	TD-370-0.66	0.66mm	5mm	3816-108370	TD-370-1.08	1.08mm	8mm	3816-150370	TD-370-1.50	1.50mm	12mm
3816-067370	TD-370-0.67	0.67mm	5mm	3816-109370	TD-370-1.09	1.09mm	8mm	3816-155370	TD-370-1.55	1.55mm	12mm
3816-068370	TD-370-0.68	0.68mm	5mm	3816-110370	TD-370-1.10	1.10mm	8mm	3816-160370	TD-370-1.60	1.60mm	12mm
3816-069370	TD-370-0.69	0.69mm	5mm	3816-111370	TD-370-1.11	1.11mm	8mm	3816-165370	TD-370-1.65	1.65mm	12mm
3816-070370	TD-370-0.70	0.70mm	5mm	3816-112370	TD-370-1.12	1.12mm	8mm	3816-170370	TD-370-1.70	1.70mm	12mm
3816-071370	TD-370-0.71	0.71mm	5mm	3816-113370	TD-370-1.13	1.13mm	8mm	3816-175370	TD-370-1.75	1.75mm	12mm
3816-072370	TD-370-0.72	0.72mm	5mm	3816-114370	TD-370-1.14	1.14mm	8mm	3816-180370	TD-370-1.80	1.80mm	12mm
3816-073370	TD-370-0.73	0.73mm	5mm	3816-115370	TD-370-1.15	1.15mm	8mm	3816-185370	TD-370-1.85	1.85mm	12mm
3816-074370	TD-370-0.74	0.74mm	5mm	3816-116370	TD-370-1.16	1.16mm	8mm	3816-190370	TD-370-1.90	1.90mm	12mm
3816-075370	TD-370-0.75	0.75mm	5mm	3816-117370	TD-370-1.17	1.17mm	8mm	3816-195370	TD-370-1.95	1.95mm	12mm
3816-076370	TD-370-0.76	0.76mm	5mm	3816-118370	TD-370-1.18	1.18mm	8mm	3816-200370	TD-370-2.00	2.00mm	12mm
3816-077370	TD-370-0.77	0.77mm	5mm	3816-119370	TD-370-1.19	1.19mm	8mm	3816-205370	TD-370-2.05	2.05mm	12mm
3816-078370	TD-370-0.78	0.78mm	5mm	3816-120370	TD-370-1.20	1.20mm	8mm	3816-210370	TD-370-2.10	2.10mm	12mm
3816-079370	TD-370-0.79	0.79mm	5mm	3816-121370	TD-370-1.21	1.21mm	8mm	3816-215370	TD-370-2.15	2.15mm	12mm
3816-080370	TD-370-0.80	0.80mm	6mm	3816-122370	TD-370-1.22	1.22mm	8mm	3816-220370	TD-370-2.20	2.20mm	12mm
3816-081370	TD-370-0.81	0.80mm	6mm	3816-123370	TD-370-1.23	1.23mm	8mm	3816-225370	TD-370-2.25	2.25mm	12mm
3816-082370	TD-370-0.82	0.80mm	6mm	3816-124370	TD-370-1.24	1.24mm	8mm	3816-230370	TD-370-2.30	2.30mm	12mm
3816-083370	TD-370-0.83	0.80mm	6mm	3816-125370	TD-370-1.25	1.25mm	8mm	3816-235370	TD-370-2.35	2.35mm	12mm
3816-084370	TD-370-0.84	0.80mm	6mm	3816-126370	TD-370-1.26	1.26mm	8mm	3816-240370	TD-370-2.40	2.40mm	12mm
3816-085370	TD-370-0.85	0.80mm	6mm	3816-127370	TD-370-1.27	1.27mm	8mm	3816-245370	TD-370-2.45	2.45mm	12mm
3816-086370	TD-370-0.86	0.80mm	6mm	3816-128370	TD-370-1.28	1.28mm	8mm	3816-250370	TD-370-2.50	2.50mm	12mm
3816-087370	TD-370-0.87	0.80mm	6mm	3816-129370	TD-370-1.29	1.29mm	8mm	3816-260370	TD-370-2.60	2.60mm	12mm
3816-088370	TD-370-0.88	0.80mm	6mm	3816-130370	TD-370-1.30	1.30mm	8mm	3816-270370	TD-370-2.70	2.70mm	12mm
3816-089370	TD-370-0.89	0.80mm	6mm	3816-131370	TD-370-1.31	1.31mm	8mm	3816-280370	TD-370-2.80	2.80mm	12mm
3816-090370	TD-370-0.90	0.80mm	6mm	3816-132370	TD-370-1.32	1.32mm	8mm	3816-290370	TD-370-2.90	2.90mm	12mm
3816-091370	TD-370-0.91	0.80mm	8mm	3816-133370	TD-370-1.33	1.33mm	8mm	3816-300370	TD-370-3.00	3.00mm	12mm

374 Series: Drills For Stainless Steels - 2 Flute - Coolant-Thru

GEOMETRY:	
Flutes:	2
Helix:	Variable
Drill Point:	135°

TOLERANCE:	
D1:	-0.002mm / -0.004mm
D Shank:	h5

OPTIONAL COATINGS:
PROPRIETARY COATING OPTIMIZED FOR STAINLESS



374 Series: Drills For Stainless Steels - 2 Flute - Coolant-Thru

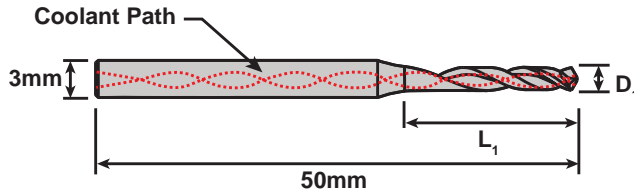
Item No.	Description	D ₁	L ₁	Item No.	Description	D ₁	L ₁	Item No.	Description	D ₁	L ₁
Call For Details	TD-374-0.70	0.70mm	8mm	Call For Details	TD-374-0.95	0.95mm	10mm	Call For Details	TD-374-1.20	1.20mm	14mm
Call For Details	TD-374-0.71	0.71mm	8mm	Call For Details	TD-374-0.96	0.96mm	10mm	Call For Details	TD-374-1.21	1.21mm	14mm
Call For Details	TD-374-0.72	0.72mm	8mm	Call For Details	TD-374-0.97	0.97mm	10mm	Call For Details	TD-374-1.22	1.22mm	14mm
Call For Details	TD-374-0.73	0.73mm	8mm	Call For Details	TD-374-0.98	0.98mm	10mm	Call For Details	TD-374-1.23	1.23mm	14mm
Call For Details	TD-374-0.74	0.74mm	8mm	Call For Details	TD-374-0.99	0.99mm	10mm	Call For Details	TD-374-1.24	1.24mm	14mm
Call For Details	TD-374-0.75	0.75mm	8mm	Call For Details	TD-374-1.00	1.00mm	12mm	Call For Details	TD-374-1.25	1.25mm	14mm
Call For Details	TD-374-0.76	0.76mm	8mm	Call For Details	TD-374-1.01	1.01mm	12mm	Call For Details	TD-374-1.26	1.26mm	14mm
Call For Details	TD-374-0.77	0.77mm	8mm	Call For Details	TD-374-1.02	1.02mm	12mm	Call For Details	TD-374-1.27	1.27mm	14mm
Call For Details	TD-374-0.78	0.78mm	8mm	Call For Details	TD-374-1.03	1.03mm	12mm	Call For Details	TD-374-1.28	1.28mm	14mm
Call For Details	TD-374-0.79	0.79mm	8mm	Call For Details	TD-374-1.04	1.04mm	12mm	Call For Details	TD-374-1.29	1.29mm	14mm
Call For Details	TD-374-0.80	0.80mm	8mm	Call For Details	TD-374-1.05	1.05mm	12mm	Call For Details	TD-374-1.30	1.30mm	14mm
Call For Details	TD-374-0.81	0.80mm	8mm	Call For Details	TD-374-1.06	1.06mm	12mm	Call For Details	TD-374-1.31	1.31mm	14mm
Call For Details	TD-374-0.82	0.80mm	8mm	Call For Details	TD-374-1.07	1.07mm	12mm	Call For Details	TD-374-1.32	1.32mm	14mm
Call For Details	TD-374-0.83	0.80mm	8mm	Call For Details	TD-374-1.08	1.08mm	12mm	Call For Details	TD-374-1.33	1.33mm	14mm
Call For Details	TD-374-0.84	0.80mm	8mm	Call For Details	TD-374-1.09	1.09mm	12mm	Call For Details	TD-374-1.34	1.34mm	14mm
Call For Details	TD-374-0.85	0.80mm	8mm	Call For Details	TD-374-1.10	1.10mm	12mm	Call For Details	TD-374-1.35	1.35mm	14mm
Call For Details	TD-374-0.86	0.80mm	8mm	Call For Details	TD-374-1.11	1.11mm	12mm	Call For Details	TD-374-1.36	1.36mm	14mm
Call For Details	TD-374-0.87	0.80mm	8mm	Call For Details	TD-374-1.12	1.12mm	12mm	Call For Details	TD-374-1.37	1.37mm	14mm
Call For Details	TD-374-0.88	0.80mm	8mm	Call For Details	TD-374-1.13	1.13mm	12mm	Call For Details	TD-374-1.38	1.38mm	14mm
Call For Details	TD-374-0.89	0.80mm	8mm	Call For Details	TD-374-1.14	1.14mm	12mm	Call For Details	TD-374-1.39	1.39mm	14mm
Call For Details	TD-374-0.90	0.80mm	10mm	Call For Details	TD-374-1.15	1.15mm	12mm	Call For Details	TD-374-1.40	1.40mm	14mm
Call For Details	TD-374-0.91	0.80mm	10mm	Call For Details	TD-374-1.16	1.16mm	12mm	Call For Details	TD-374-1.41	1.41mm	14mm
Call For Details	TD-374-0.92	0.92mm	10mm	Call For Details	TD-374-1.17	1.17mm	12mm	Call For Details	TD-374-1.42	1.42mm	14mm
Call For Details	TD-374-0.93	0.93mm	10mm	Call For Details	TD-374-1.18	1.18mm	12mm	Call For Details	TD-374-1.43	1.43mm	14mm
Call For Details	TD-374-0.94	0.94mm	10mm	Call For Details	TD-374-1.19	1.19mm	12mm	Call For Details	TD-374-1.44	1.44mm	14mm

374 Series: Drills For Stainless Steels - 2 Flute - Coolant-Thru (continued)

GEOMETRY:
 Flutes: 2
 Helix: Variable
 Drill Point: 135°

TOLERANCE:
 D1: -0.002mm / -0.004mm
 D Shank: h5

OPTIONAL COATINGS:
 PROPRIETARY COATING
 OPTIMIZED FOR STAINLESS



374 Series: Drills For Stainless Steels - 2 Flute - Coolant-Thru (continued)

Item No.	Description	D ₁	L ₁	Item No.	Description	D ₁	L ₁	Item No.	Description	D ₁	L ₁
Call For Details	TD-374-1.45	1.45mm	14mm	Call For Details	TD-374-1.70	1.70mm	18mm	Call For Details	TD-374-1.95	1.95mm	18mm
Call For Details	TD-374-1.46	1.46mm	14mm	Call For Details	TD-374-1.71	1.71mm	18mm	Call For Details	TD-374-1.96	1.96mm	18mm
Call For Details	TD-374-1.47	1.47mm	14mm	Call For Details	TD-374-1.72	1.72mm	18mm	Call For Details	TD-374-1.97	1.97mm	18mm
Call For Details	TD-374-1.48	1.48mm	14mm	Call For Details	TD-374-1.73	1.73mm	18mm	Call For Details	TD-374-1.98	1.98mm	18mm
Call For Details	TD-374-1.49	1.49mm	14mm	Call For Details	TD-374-1.74	1.74mm	18mm	Call For Details	TD-374-1.99	1.99mm	18mm
Call For Details	TD-374-1.50	1.50mm	14mm	Call For Details	TD-374-1.75	1.75mm	18mm	Call For Details	TD-374-2.00	2.00mm	18mm
Call For Details	TD-374-1.51	1.51mm	14mm	Call For Details	TD-374-1.76	1.76mm	18mm	Call For Details	TD-374-2.05	2.05mm	18mm
Call For Details	TD-374-1.52	1.52mm	14mm	Call For Details	TD-374-1.77	1.77mm	18mm	Call For Details	TD-374-2.10	2.10mm	20mm
Call For Details	TD-374-1.53	1.53mm	14mm	Call For Details	TD-374-1.78	1.78mm	18mm	Call For Details	TD-374-2.15	2.15mm	20mm
Call For Details	TD-374-1.54	1.54mm	14mm	Call For Details	TD-374-1.79	1.79mm	18mm	Call For Details	TD-374-2.20	2.20mm	20mm
Call For Details	TD-374-1.55	1.55mm	14mm	Call For Details	TD-374-1.80	1.80mm	18mm	Call For Details	TD-374-2.25	2.25mm	20mm
Call For Details	TD-374-1.56	1.56mm	14mm	Call For Details	TD-374-1.81	1.81mm	18mm	Call For Details	TD-374-2.30	2.30mm	20mm
Call For Details	TD-374-1.57	1.57mm	14mm	Call For Details	TD-374-1.82	1.82mm	18mm	Call For Details	TD-374-2.35	2.35mm	20mm
Call For Details	TD-374-1.58	1.58mm	14mm	Call For Details	TD-374-1.83	1.83mm	18mm	Call For Details	TD-374-2.40	2.40mm	20mm
Call For Details	TD-374-1.59	1.59mm	14mm	Call For Details	TD-374-1.84	1.84mm	18mm	Call For Details	TD-374-2.45	2.45mm	20mm
Call For Details	TD-374-1.60	1.60mm	14mm	Call For Details	TD-374-1.85	1.85mm	18mm	Call For Details	TD-374-2.50	2.50mm	20mm
Call For Details	TD-374-1.61	1.61mm	14mm	Call For Details	TD-374-1.86	1.86mm	18mm	Call For Details	TD-374-2.60	2.60mm	20mm
Call For Details	TD-374-1.62	1.62mm	14mm	Call For Details	TD-374-1.87	1.87mm	18mm	Call For Details	TD-374-2.70	2.70mm	20mm
Call For Details	TD-374-1.63	1.63mm	14mm	Call For Details	TD-374-1.88	1.88mm	18mm	Call For Details	TD-374-2.80	2.80mm	20mm
Call For Details	TD-374-1.64	1.64mm	14mm	Call For Details	TD-374-1.89	1.89mm	18mm	Call For Details	TD-374-2.90	2.90mm	20mm
Call For Details	TD-374-1.65	1.65mm	14mm	Call For Details	TD-374-1.90	1.90mm	18mm	Call For Details	TD-374-3.00	3.00mm	20mm
Call For Details	TD-374-1.66	1.66mm	14mm	Call For Details	TD-374-1.91	1.91mm	18mm	Call For Details	TD-374-3.50	3.50mm	20mm
Call For Details	TD-374-1.67	1.67mm	14mm	Call For Details	TD-374-1.92	1.92mm	18mm	Call For Details	TD-374-4.00	4.00mm	20mm
Call For Details	TD-374-1.68	1.68mm	14mm	Call For Details	TD-374-1.93	1.93mm	18mm				
Call For Details	TD-374-1.69	1.69mm	14mm	Call For Details	TD-374-1.94	1.94mm	18mm				

1621 Series End Mills: Variable Pitch & Helix

GEOMETRY:

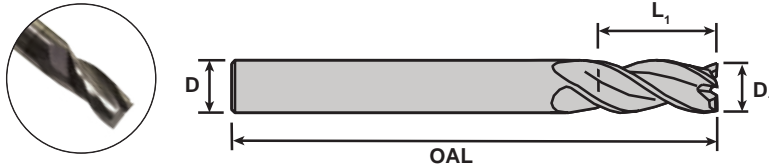
Flutes: 3
Helix: 35-45° (Variable)
Rake: 8°

TOLERANCE:

D1 under 1mm: +/- .01mm
D1 over 1mm: +/- .02mm
OAL: -0.02mm / -0.00mm
D Shank: h5

OPTIONAL COATINGS:

TRIO: Steel & Stainless
SOLO: Brass & Bronze
RICO: Titanium & Aluminum



Item No.	Description	D ₁	L ₁	D	OAL	Item No.	Description	D ₁	L ₁	D	OAL
3848-000100	TE-1621-1	1.00	2.0	6.0	51	3848-000107	TE-1621-5	5.00	10.0	6.0	51
3848-000101	TE-1621-1.5	1.50	3.0	6.0	51	3848-000108	TE-1621-6	6.00	12.0	6.0	51
3848-000102	TE-1621-2	2.00	4.0	6.0	51	3848-000109	TE-1621-8	8.00	16.0	8.0	61
3848-000103	TE-1621-2.5	2.50	5.0	6.0	51	3848-000110	TE-1621-10	10.00	20.0	10.0	72
3848-000104	TE-1621-3	3.00	6.0	6.0	51	3848-000111	TE-1621-12	12.00	24.0	12.0	83
3848-000105	TE-1621-3.5	3.50	7.0	6.0	51	3848-000112	TE-1621-14	14.00	28.0	14.0	83
3848-000106	TE-1621-4	4.00	8.0	6.0	51	3848-000113	TE-1621-16	16.00	32.0	16.0	92

1820 Series End Mills: Advanced Performance & Finish For Brass

GEOMETRY:

Flutes: 3
Helix: 30°
Rake: 8-10°

TOLERANCE:

D1 under 1mm: +/- .01mm
D1 over 1mm: +/- .02mm
OAL: -0.02mm / -0.00mm
D Shank: h5

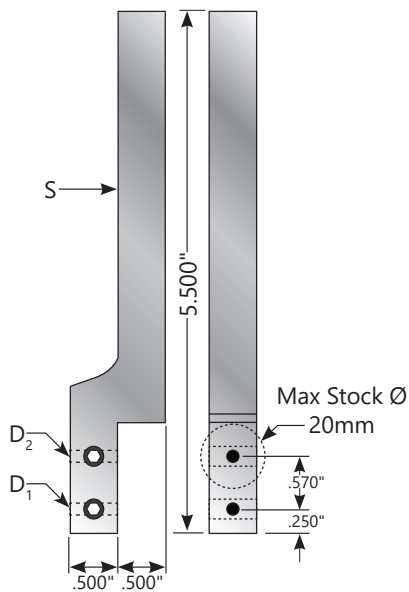
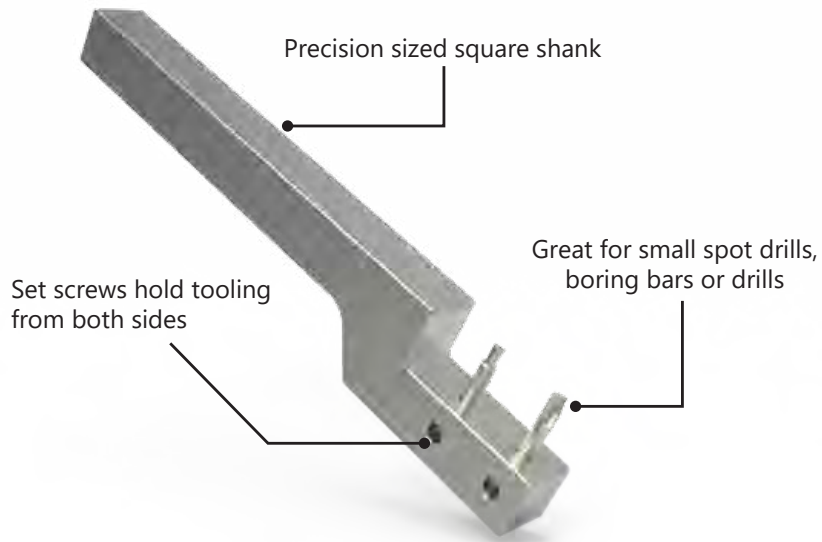
OPTIONAL COATINGS:

DLC: Brass & Bronze



Item No.	Description	D ₁	D	L ₁	OAL
3823-000100	TE-1820-0.5	0.50	4.0	1.00	38
3823-000101	TE-1820-0.8	0.80	4.0	1.60	38
3823-000102	TE-1820-1	1.00	4.0	2.00	38
3823-000103	TE-1820-1.5	1.50	4.0	3.00	38
3823-000104	TE-1820-2	2.00	4.0	4.00	38
3823-000105	TE-1820-3	3.00	4.0	5.00	38

The GenBore[®]-mini



The GenBore-mini is an excellent solution for when you need to incorporate additional small ID tools into your setup. Low profile and interference-free in most Swiss machines, the GenBore-mini is ideal for small ID spotting, drilling, and boring.

- Effective solution for increasing ID tools capacity
- Interference-free design for smaller machines
- Accurately locates small shank ID tooling
- Custom options available - call for details

Item No.	Description	S	D ₁	D ₂
6011-000200	GenBore-mini blank 1/2" shank	.500"	---	---
6011-000201	(2) .125" Tool Bores	.500"	.125"	.125"
6011-000202	(1) .125" Tool Bore (1) .1875" Tool bore	.500"	.125"	.187"

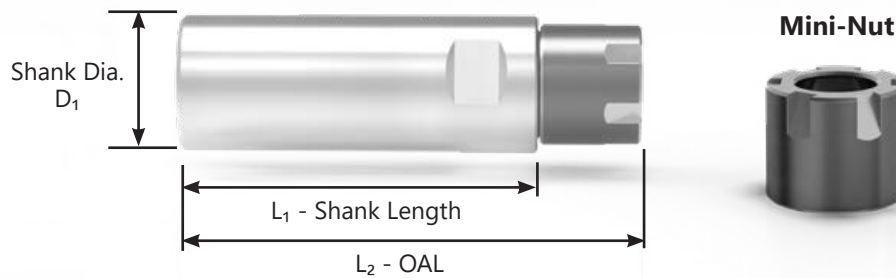


SIGNATURE SERIES COLLET SLEEVES

ER Style Collets are the tool holding system of choice for use in CNC machine applications. Swiss Precision collet sleeves provide rigid & accurate holding of ID tooling. These collet sleeves feature ground shanks and tapers. Mini nuts are used to reduce interference and to make setup and tool changing easier than collet sleeves with hexagonal clamping nuts.

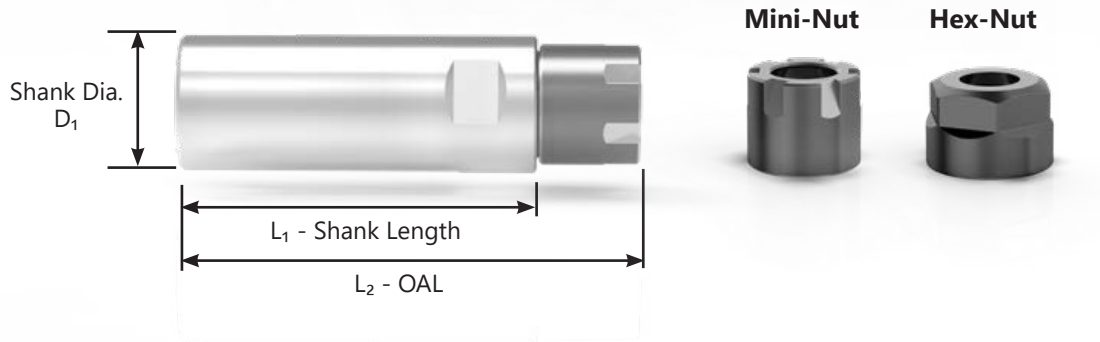
Our Single Ended Swiss Precision Sleeves Feature:

- Locking flats to prevent damage to sleeve shank & provides orientation for tools
- Machined from medium carbon alloy steel
- Precision ground & through hardened for accuracy & precision
- Internal stop screw prevents tool pushback



Precision ER Collet Sleeves - Inch Shanks

Collet	Item No.	Description	Shank Dia. (D ₁)	Shank Length (L ₁)	OAL (L ₂)	With Locking Flat	Stop Screw	Nut Type
ER08	1025-000101	CS-08-095-070	0.375in	70mm	93mm	No	No	Mini-Nut
	1025-000201	CS-11-127-023	0.500in	23mm	30mm	Yes	No	No Mini-Nut
ER11	1025-000181	CS-11-158-022	0.625in	22mm	30mm	Yes	No	No Mini-Nut
	1025-000107	CS-11-158-050	0.625in	50mm	62mm	Yes	Yes	Mini-Nut
	1025-000108	CS-11-158-100	0.625in	100mm	112mm	Yes	Yes	Mini-Nut
	1025-000110	CS-11-190-070	0.750in	70mm	82mm	Yes	Yes	Mini-Nut
	1025-000177	CS-11-190-115	0.750in	115mm	135mm	Yes	Yes	Mini-Nut
	ER16	1025-000131	CS-16-158-075	0.625in	75mm	90mm	Yes	Yes
1025-000132A		CS-16-190-035	0.750in	35mm	50mm	Yes	Yes	Mini-Nut
1025-000133		CS-16-190-050	0.750in	50mm	65mm	Yes	Yes	Mini-Nut
1025-000134		CS-16-190-070	0.750in	70mm	85mm	Yes	Yes	Mini-Nut
1025-000135		CS-16-190-100	0.750in	100mm	115mm	Yes	Yes	Mini-Nut
1025-000224		CS-16-190-120	0.750in	120mm	148mm	Yes	Yes	Mini-Nut
1025-000216		CS-16-254-022	1.00in	22mm	37mm	Yes	Yes	Mini-Nut
1025-000272		CS-16-254-033	1.00in	33mm	49mm	Yes	Yes	Mini-Nut
1025-000174		CS-16-254-038	1.00in	38mm	53mm	Yes	Yes	Mini-Nut
1025-000130		CS-16-254-065	1.00in	65mm	80mm	Yes	No	Mini-Nut
1025-000183		CS-16-254-075	1.00in	75mm	90mm	Yes	No	Mini-Nut
1025-000138		CS-16-254-080	1.00in	80mm	95mm	Yes	Yes	Mini-Nut
1025-000140		CS-16-254-100	1.00in	100mm	115mm	Yes	Yes	Mini-Nut
1025-000142		CS-16-254-130	1.00in	130mm	145mm	Yes	Yes	Mini-Nut
ER20	1025-000151	CS-20-254-100	1.00in	100mm	117mm	Yes	No	Mini-Nut
	1025-000152	CS-20-254-140	1.00in	140mm	157mm	Yes	No	Mini-Nut



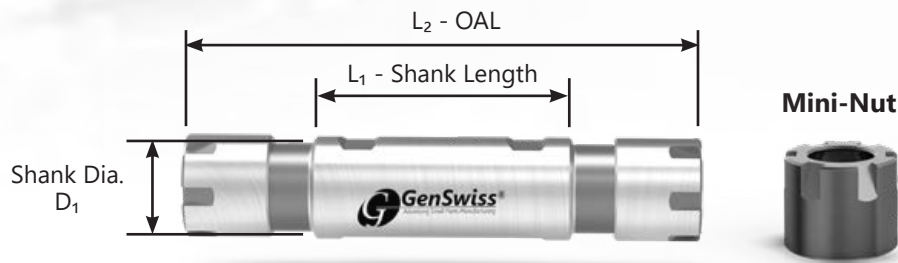
Precision ER Collet Sleeves - Metric Shanks

Collet	Item No.	Description	Shank Dia. (D ₁)	Shank Length (L ₁)	OAL (L ₂)	With Locking Flat	Stop Screw	Nut Type
ER08	1025-000100	CS-08-080-080	8mm	80mm	106mm	No	No	Mini-Nut
	1025-000200	CS-11-080-056	8mm	56mm	78mm	No	Yes	Mini-Nut
ER11	1025-000109	CS-11-160-038	16mm	38mm	51mm	Yes	Yes	Mini-Nut
	1025-000164	CS-11-200-070	20mm	70mm	82mm	Yes	Yes	Mini-Nut
ER16	1025-000234	CS-16-200-035	20mm	35mm	50mm	Yes	Yes	Mini-Nut
	1025-000199	CS-16-200-070	20mm	70mm	85mm	Yes	Yes	Mini-Nut
	1025-000184	CS-16-200-100	20mm	100mm	115mm	Yes	Yes	Mini-Nut
	1025-000286	CS-16-200-140	20mm	140mm	168mm	Yes	Yes	Mini-Nut
	1025-000169	CS-16-220-070	22mm	70mm	86mm	Yes	Yes	Mini-Nut
	1025-000209	CS-16-220-100	22mm	100mm	116mm	Yes	Yes	Mini-Nut
	1025-000176	CS-16-250-065	25mm	65mm	81mm	Yes	Yes	Mini-Nut
	1025-000197	CS-16-250-100	25mm	100mm	115mm	Yes	No	Hex-Nut
	1025-000232	CS-16-250-160	25mm	160mm	175mm	Yes	No	Hex-Nut
	ER20	1025-000150	CS-20-220-080	22mm	80mm	97mm	Yes	No
1025-000211		CS-20-250-154	25mm	154mm	170mm	Yes	Yes	Mini-Nut
ER25	1025-000178	CS-25-220-070	22mm	70mm	117mm	Yes	Yes	Mini-Nut
	1025-000220	CS-25-250-145	25mm	145mm	181mm	Yes	Yes	Mini-Nut
	1025-000293	CS-25-320-070	32mm	70mm	100mm	Yes	Yes	Mini-Nut

SIGNATURE SERIES DOUBLE ENDED COLLET SLEEVES

Double Ended Swiss Precision Sleeves Features:

- Adds additional ID tool positions
- Enables simultaneous main & subspindle operations
- Precision ground & through hardened to ensure high accuracy



Double Ended Precision ER Collet Sleeves - Inch Shanks

Collet Size	Item No.	Description	Shank Dia. (D ₁)	Shank Length (L ₁)	OAL (L ₂)	With Locking Flat	Stop Screw	Nut Type
ER08	1025-000233	CS-08-158-015D	0.625in	15mm	45mm	Yes	No	Mini-Nut
	1025-000114	CS-11-190-035D	0.750in	35mm	51mm	Yes	No	Mini-Nut
ER11	1025-000115	CS-11-190-057D	0.750in	57mm	73mm	Yes	No	Mini-Nut
	1025-000116	CS-11-190-069D	0.750in	69mm	85mm	Yes	No	Mini-Nut
	1025-000117	CS-11-190-096D	0.750in	96mm	112mm	Yes	No	Mini-Nut
ER16	1025-000124	CS-16-190-056D	0.750in	56mm	87mm	Yes	No	Mini-Nut
	1025-000139	CS-16-254-045D	1.00in	45mm	75mm	Yes	No	Mini-Nut
	1025-000141	CS-16-254-075D	1.00in	75mm	105mm	Yes	No	Mini-Nut


Double Ended Precision ER Collet Sleeves - Metric Shanks

Collet Size	Item No.	Description	Shank Dia. (D ₁)	Shank Length (L ₁)	OAL (L ₂)	With Locking Flat	Stop Screw	Nut Type
ER11	1025-000103	CS-11-160-050D	16mm	50mm	77mm	Yes	No	Mini-Nut
	1025-000167	CS-11-200-030D	20mm	30mm	57mm	Yes	No	Mini-Nut
	1025-000203	CS-11-200-050D	20mm	50mm	90mm	Yes	No	Mini-Nut
ER16	1025-000213	CS-16-200-055D	20mm	55mm	107mm	Yes	No	Mini-Nut
	1025-000127	CS-16-220-055D	22mm	55mm	91mm	Yes	No	Mini-Nut
	1025-000128	CS-16-220-075D	22mm	75mm	111mm	Yes	No	Mini-Nut
	1025-000129	CS-16-250-062D	25mm	62mm	118mm	Yes	No	Mini-Nut
ER20	1025-000206	CS-20-320-075D	32mm	75mm	107mm	Yes	No	Mini-Nut
	1025-000180	CS-20-320-110D	32mm	110mm	142mm	Yes	No	Mini-Nut

SIGNATURE SERIES COOLANT-FED COLLET SLEEVES

Coolant-Fed Collet Sleeves Features:

- Designed for high-pressure coolant delivery systems
- Single & dual coolant port versions available
- Use with sealed coolant-style ER collets or standard collets




Coolant-Fed ER Collet Sleeves - Inch Shanks

Single Coolant Port

Collet Size	Item No.	Description	Shank Dia. (D ₁)	Shank Length (L ₁)	OAL (L ₂)	With Locking Flat	Stop Screw	Nut Type	Rear Coolant Port	Fitting PN
ER11	1025-000188	CS-11-190-035C	0.75in	35mm	44.5mm	Yes	Yes	Mini-Nut	1/8 NPT	4005-000109
	1025-000190	CS-11-190-062C	0.75in	62mm	71.5mm	Yes	Yes	Mini-Nut	1/8 NPT	4005-000109
ER16	1025-000119	CS-16-190-042C	0.75in	42mm	55mm	Yes	Yes	Mini-Nut	1/4 NPT	4005-000101
	1025-000121	CS-16-190-062C	0.75in	62mm	75mm	Yes	Yes	Mini-Nut	1/4 NPT	4005-000101
	1025-000123	CS-16-190-086C	0.75in	86mm	100mm	Yes	Yes	Mini-Nut	1/4 NPT	4005-000101
	1025-000228	CS-16-254-049C	1in	49mm	65mm	Yes	Yes	Mini-Nut	3/8 NPT	4005-000102
ER20	1025-000147	CS-20-254-050C	1in	50mm	67mm	Yes	Yes	Mini-Nut	3/8 NPT	4005-000102
	1025-000149	CS-20-254-085C	1in	83mm	100mm	Yes	Yes	Mini-Nut	3/8 NPT	4005-000102

NOTE: Fitting is included with all collet sleeves
 PN 4005-000101: 1/4JIC to 1/4 NPT
 PN 4005-000102: 1/4JIC to 3/8 NPT
 PN 4005-000109: 1/4JIC to 1/8 NPT

NOTE: Stop screws included with all shanks



Coolant-Fed ER Collet Sleeves - Inch Shanks

Double Coolant Ports

Collet Size	Item No.	Description	Shank Dia. (D ₁)	Shank Length (L ₁)	OAL (L ₂)	With Locking Flat	Stop Screw	Nut Type	Side Coolant Port	Rear Coolant Port
ER16	1025-000245A	CS-16-190-050GC	0.75in	50mm	77mm	Yes	No	Mini-Nut	M5	1/4 NPT
	1025-000251A	CS-16-190-060GC	0.75in	60mm	87mm	Yes	No	Mini-Nut	M5	1/4 NPT
	1025-000252A	CS-16-190-070GC	0.75in	70mm	97mm	Yes	No	Mini-Nut	M5	1/4 NPT
	1025-000258A	CS-16-254-050GC	1.0in	50mm	77mm	Yes	No	Mini-Nut	M5	1/4 NPT


Coolant-Fed ER Collet Sleeves - Metric Shanks

Double Coolant Ports

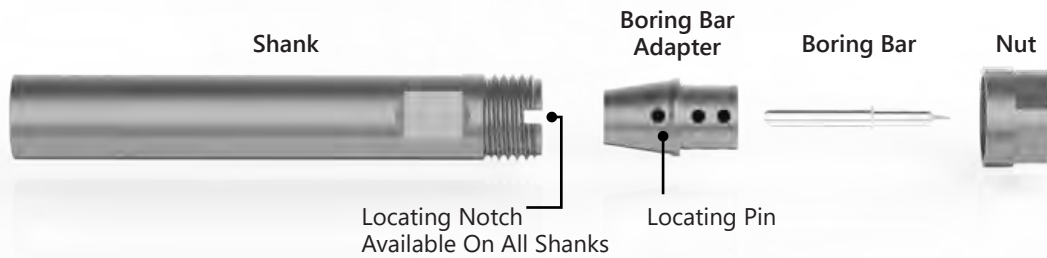
Collet Size	Item No.	Description	Shank Dia. (D ₁)	Shank Length (L ₁)	OAL (L ₂)	With Locking Flat	Stop Screw	Nut Type	Side Coolant Port	Rear Coolant Port
ER16	1025-000253A	CS-16-200-050GC	20mm	50mm	77mm	Yes	No	Mini-Nut	M5	1/4 NPT
	1025-000254A	CS-16-200-070GC	20mm	70mm	97mm	Yes	No	Mini-Nut	M5	1/4 NPT
	1025-000250A	CS-16-220-050GC	22mm	50mm	77mm	Yes	No	Mini-Nut	M5	1/4 NPT
	1025-000255A	CS-16-220-070GC	22mm	70mm	97mm	Yes	No	Mini-Nut	M5	1/4 NPT
	1025-000256A	CS-16-250-050GC	25mm	50mm	77mm	Yes	No	Mini-Nut	M5	1/4 NPT
	1025-000257A	CS-16-250-070GC	25mm	70mm	97mm	Yes	No	Mini-Nut	M5	1/4 NPT

QUICK CHANGE TOOL HOLDING SOLUTIONS

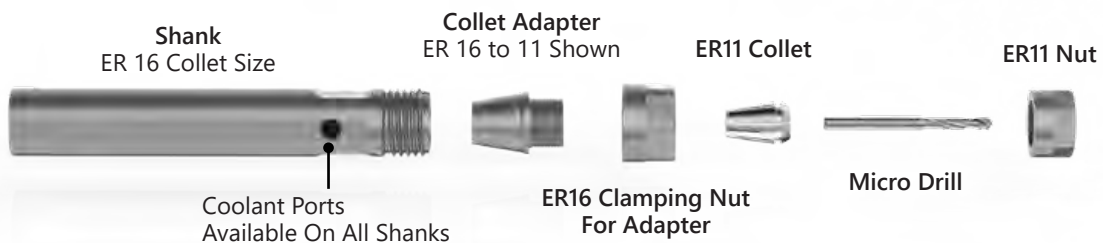
These collet sleeves are cost effective solutions to tool holding and are available in a variety of both Inch and Metric sized shank diameters. Also featuring a solid shank for rigidity and a side coolant port for connection to a high-pressure coolant delivery system. Every unit has a notched collet taper for easy tool orientation when combined with Quick-Change boring bar adapters.



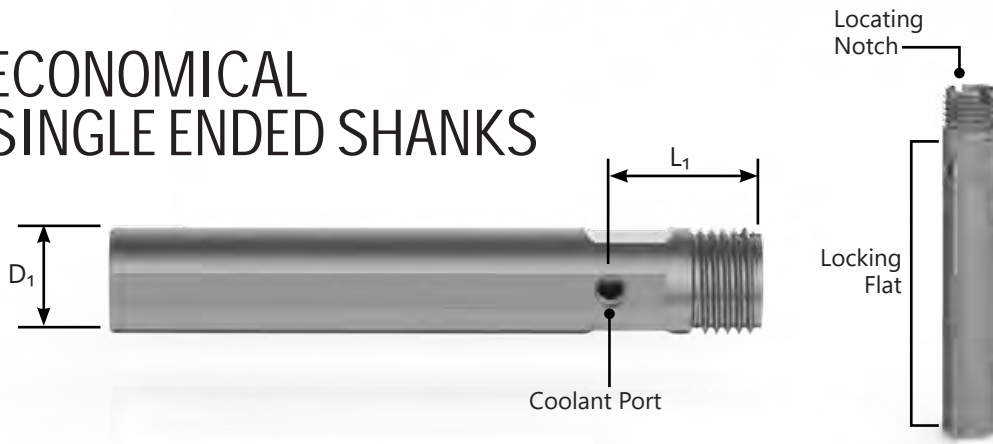
Single Ended Shank Used With The Quick Change Boring Bar Adapter



Single Ended Shank Used With The Quick Change Collet Adapter



ECONOMICAL SINGLE ENDED SHANKS



Shank Only - Inch

Item No.	Description	Collet	D ₁	L ₁	OAL
1045-000258	CQS-SS-160500	ER16	.500"	1.1"	4.5"
1045-000168	CQS-SS-160625	ER16	.625"	1.1"	4.5"
1045-000160	CQS-SS-160750	ER16	.750"	1.1"	4.5"
1045-000173	CQS-SS-161000	ER16	1.00"	1.1"	4.5"
1045-000189	CQS-SS-200750	ER20	.750"	1.2"	4.5"
1045-000164	CQS-SS-201000	ER20	1.00"	1.2"	4.5"
1045-000254	CQS-SS-201250	ER20	1.25"	1.2"	4.5"

Shank w/ Nut - Inch

Item No.	Description
1045-000257	CQS-S16-0500-CSE
1045-000195	CQS-S16-0625-CSE
1045-000129	CQS-S16-0750-CSE
1045-000133	CQS-S16-1000-CSE
1045-000134	CQS-S20-0750-CSE
1045-000136	CQS-S20-1000-CSE
1045-000291	CQS-S20-1250-CSE

Shank Only - Metric

Item No.	Description	Collet	D ₁	L ₁	OAL
1045-000219	CQS-SS-160787	ER16	20mm	28mm	114mm
1045-000161	CQS-SS-160866	ER16	22mm	28mm	118mm
1045-000241	CQS-SS-160984	ER16	25mm	28mm	95mm
1045-000163	CQS-SS-200866	ER20	22mm	30mm	114mm
1045-000171	CQS-SS-201260	ER20	32mm	30mm	118mm

Shank w/ Nut - Metric

Item No.	Description
1045-000225	CQS-S16-0787-CSE
1045-000206	CQS-S16-0866-CSE
1045-000220	CQS-S16-0984-CSE
1045-000135	CQS-S20-0866-CSE
1045-000243	CQS-S20-1260-CSE

ECONOMICAL DOUBLE ENDED SHANKS



Inch

Item No.	Description	Collet	D ₁	OAL
1045-000127	CQS-S16-0750-CDE	ER16	.750"	4.5"
1045-000131	CQS-S16-1000-CDE	ER16	1.00"	4.5"
1045-000170	CQS-S20-1000-CDE	ER20	1.00"	4.5"

Metric

Item No.	Description	Collet	D ₁	OAL
1045-000130	CQS-S16-0866-CDE	ER16	22mm	114mm
1045-000200	CQS-S16-0984-CDE	ER16	25mm	95mm
1045-000275A	CQS-S20-1260-CDE	ER20	32mm	118mm

NOTE: Each double ended shank is sold with two nuts

SPARE ER COLLET NUTS



Item No.	Description	ER Size	Nut Thread
1045-000199	CQS-NT160001	ER16	M19 x 1.0
1045-000216	CQS-NT200001	ER20	M24 x 1.0
1045-000289	CQS-NT250001	ER25	M32 x 1.5

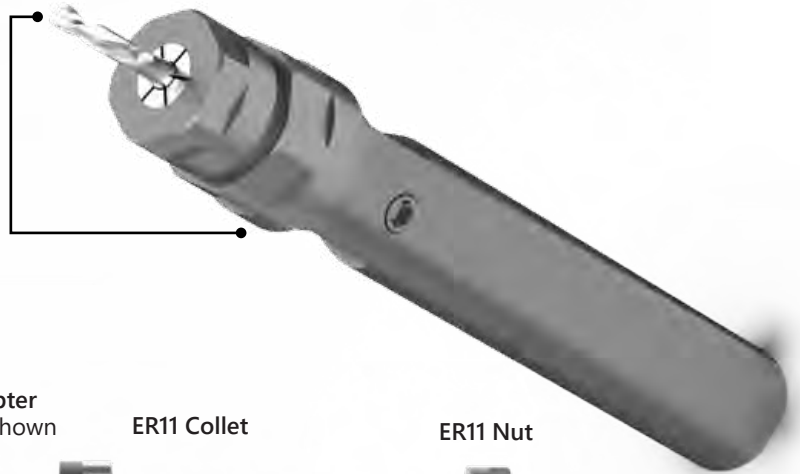
QUICK CHANGE COLLET ADAPTERS

Quick Change collet adapters make it easier to control quality in your shop. These adapters make it simple to have preset tooling available, eliminating the need to touch off the tool after a routine change. This also enables less experienced machine operators to be more productive.



- Simplifies setup
- Decreases downtime

Preset Spare Tooling
Quick Change
Can Be Used As An Extension



Assembly With Collet

Item No.	Description	Adapter	Collet	Middle Nut Thread
Call For Details	CQS-AS11-0801-xxx	ER11 to ER8	ER8	M13 x .75
Call For Details	CQS-AS11-0802-xxx	ER11 to ER8	ER8	M14 x .75
Call For Details	CQS-AS16-1101-xxx	ER16 to ER11	ER11	M19 x 1
Call For Details	CQS-AS16-1102-xxx	ER16 to ER11	ER11	M22 x 1.5
Call For Details	CQS-AS20-1601-xxx	ER20 to ER16	ER16	M24 x 1

*replace xxx with desired collet size in nominal inch or mm sizes

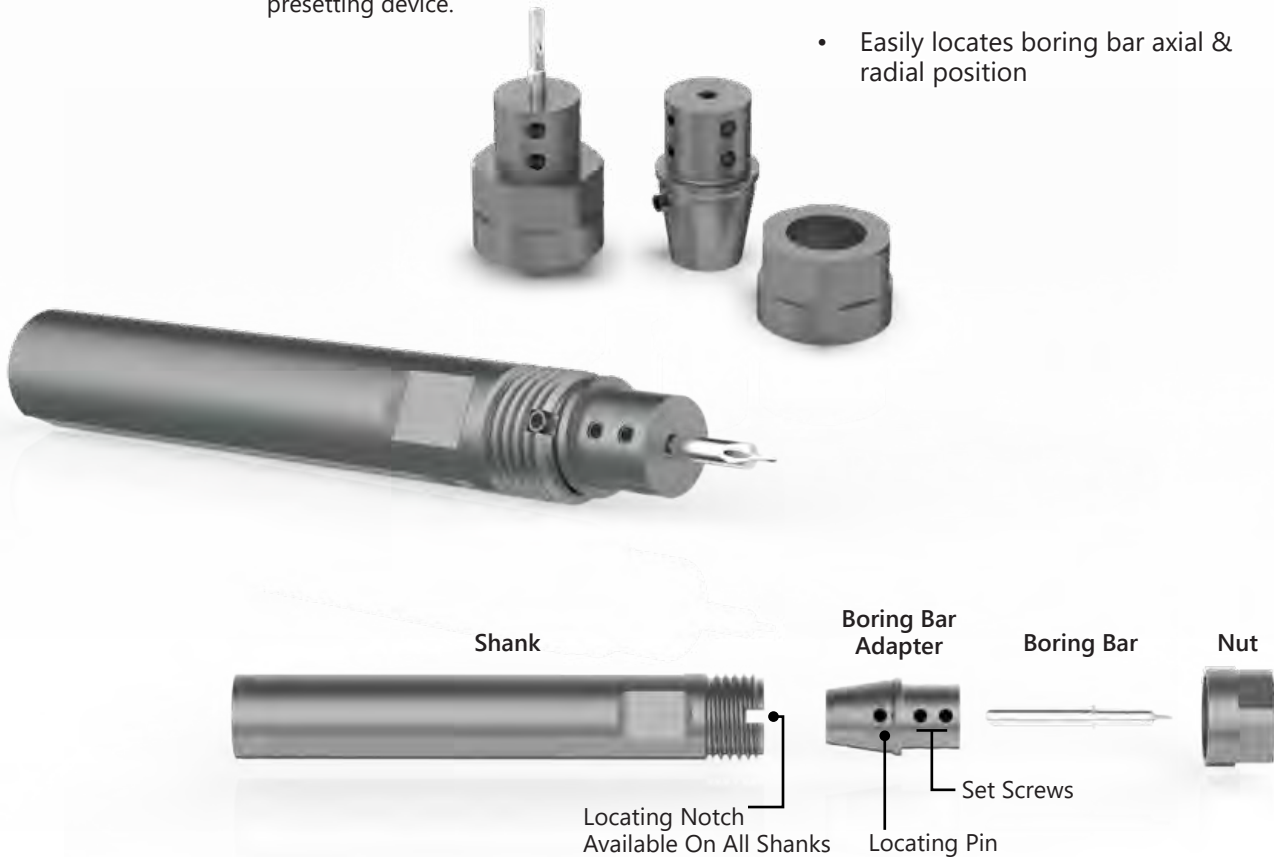
Assembly Only

Item No.	Description	Adapter	Collet	Middle Nut Thread
1045-000242	CQS-AS11-0803	ER11 to ER8	ER8	M13 x .75
1045-000226	CQS-AS11-0804	ER11 to ER8	ER8	M14 x .75
1045-000111	CQS-AS16-1103	ER16 to ER11	ER11	M19 x 1
1045-000112	CQS-AS16-1104	ER16 to ER11	ER11	M22 x 1.5
1045-000114	CQS-AS20-1603	ER20 to ER16	ER16	M24 x 1

QUICK CHANGE BORING ADAPTERS

Quick Change Boring adaptors make it fast and simple to locate center position for boring bars when combined with notched ER holders. A simple locating pin rests within the notched holder ensuring accurate centering. These solid bushings utilize the ER collet system to securely hold a boring bar in a rigid fashion. Axial length can be easily set using any form of presetting device.

- Easily locates boring bar axial & radial position



Inch

Item No.	Description	ER Size	Bore	Nut Thread
1045-000137	CQS-SH16-12501	ER16	.1250in	M19 x 1
1045-000140	CQS-SH16-18701		.1875in	M19 x 1
1045-000142	CQS-SH16-25001		.2500in	M19 x 1
1045-000145	CQS-SH16-31201		.3125in	M19 x 1
1045-000147	CQS-SH16-37501		.3750in	M19 x 1
1045-000149	CQS-SH20-12501	ER20	.1250in	M24 x 1
1045-000193	CQS-SH20-18701		.1875in	M24 x 1
1045-000153	CQS-SH20-25001		.2500in	M24 x 1
1045-000155	CQS-SH20-3125		.3125in	M24 x 1
1045-000156	CQS-SH20-37501		.3750in	M24 x 1

Metric

Item No.	Description	ER Size	Bore	Nut Thread
1045-000260	CQS-SH16-15701	ER16	4mm	M19 x 1
1045-000201	CQS-SH16-19701		5mm	M19 x 1
1045-000202	CQS-SH16-23601		6mm	M19 x 1
1045-000146	CQS-SH16-31501		8mm	M19 x 1

Additional Size Options Available, please call.

EZR Swiss Clamp System

Upgrade your current tool holders with "EzR Swiss-Clamp" ER Collet clamping nuts from GenSwiss.

- Eliminates wrench slippage
- Prevents accidental tool breakage
- Prevents injury to machine operator
- Eliminates the loss of clamping nuts



Wrench Adapter

Clamping Nut

Extended Wrench Adapter

The EzR wrench adapter engages and locks to the EzR clamping nut using a specialized cam system.




Specialized cam system delivers positive torque to the nut while eliminating slipping of the wrench.

EzR extended wrench adapter clears sharp tooling, keeping your hands safe from injury while enabling accurate tightening of ER Tooling.



EzR Swiss clamp nuts can be tightened using standard box wrenches or 3/8" drive ratcheting socket wrenches when combined with the positive locking EzR extended wrench adapters or EzR wrench adapters.

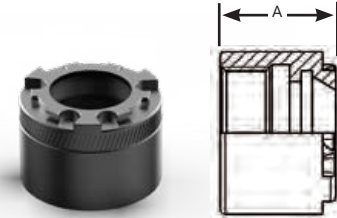


NEVER drop an ER clamping nut
in your machine sump again!

EzR Swiss Clamp Nuts

Replaces standard Mini-Nuts.

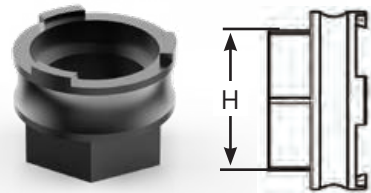
Item No.	Description	Size	A	Thread
1016-000100	EZR08-NUT	ER11	11.3mm	M10 x .75
1016-000101	EZR11-NUT	ER11	11.3mm	M13 x .75
1016-000103	EZR16-NUT	ER16	17mm	M19 x 1.00
1016-000104	EZR20-NUT	ER20	19mm	M24 x 1.00
1016-000105	EZR25-NUT	ER25	20mm	M30 x 1.00
1016-000106	EZR32-NUT	ER32	23mm	M38 x 1.00



EzR Wrench Adapter

Hex-Driver for use with standard box wrenches or sockets.

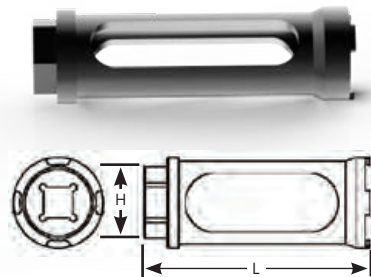
Item No.	Description	Size	H
1016-000123	EZR08-ADP	ER08	10mm
1016-000124	EZR11-ADP	ER11	13mm
1016-000125	EZR16-ADP	ER16	19mm
1016-000126	EZR20-ADP	ER20	22mm
1016-000127	EZR25-ADP	ER25	27mm
1016-000128	EZR32-ADP	ER32	30mm



EzR Extended Wrench Adapter

Driver for clamping EzR nuts using standard box wrenches or 3/8" drive ratchets.

Item No.	Description	Size	L	H
1016-000111	EZR08-TQN	ER08	75mm	12mm
1016-000112	EZR11-TQN	ER11	75mm	13mm
1016-000113	EZR16-TQN	ER16	85mm	17mm
1016-000114	EZR20-TQN	ER20	90mm	19mm
1016-000115	EZR25-TQN	ER25	96mm	22mm
1016-000116	EZR32-TQN	ER32	96mm	27mm



EzR Swiss Clamp Kits

Retro-fit your existing ER collet tool holders with the EzR Swiss clamp system. Kits include (6) EzR nuts, (1) wrench adapter, (1) torque nut and (1) EzR spanner.

Item No.	Description	Size
1016-000136	EZR08-KIT	ER08
1016-000137	EZR11-KIT	ER11
1016-000139	EZR16-KIT	ER16
1016-000140	EZR20-KIT	ER20
1016-000141	EZR25-KIT	ER25
1016-000142	EZR32-KIT	ER32



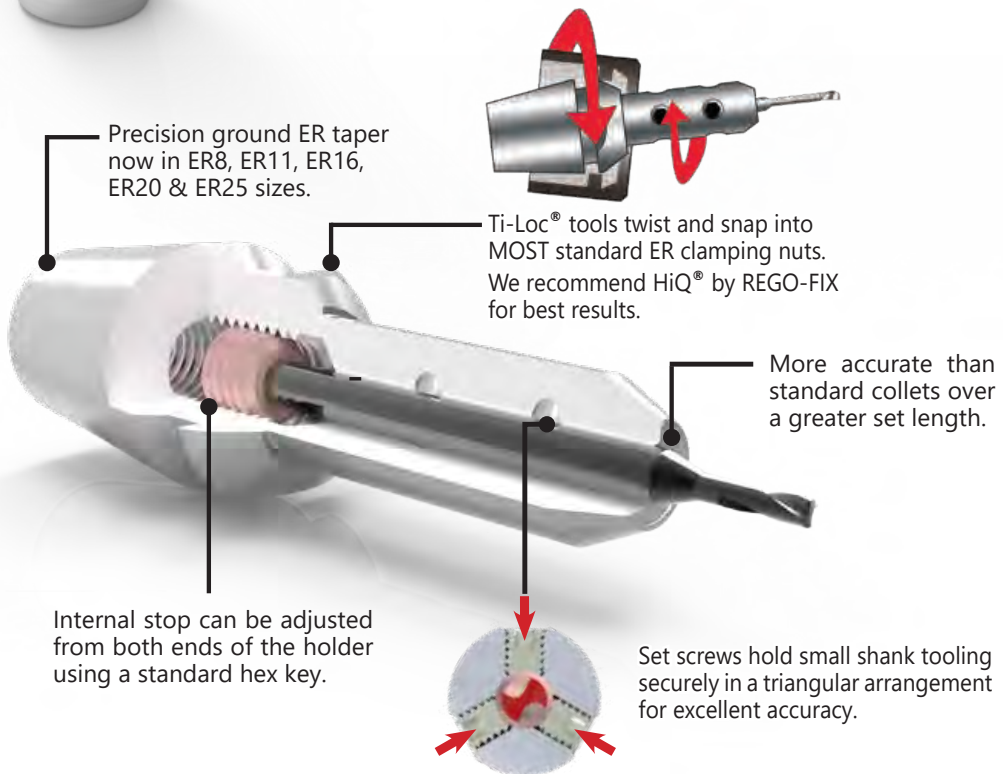
Ti-Loc[®] Mill Extensions

Patented



The BEST Method For Running Micro End Mills In Your CNC Swiss

- Enables micro tools to clear the guide bushing
- Maintains exceptional TIR at extended length
- Solves deflection and chatter issues
- Coolant-thru versions for ER16 sizes now available
- TIR <.0002in at full extension



Precision ground ER taper now in ER8, ER11, ER16, ER20 & ER25 sizes.

Ti-Loc[®] tools twist and snap into MOST standard ER clamping nuts. We recommend HiQ[®] by REGO-FIX for best results.

More accurate than standard collets over a greater set length.

Internal stop can be adjusted from both ends of the holder using a standard hex key.

Set screws hold small shank tooling securely in a triangular arrangement for excellent accuracy.

Replacement Stop Screws

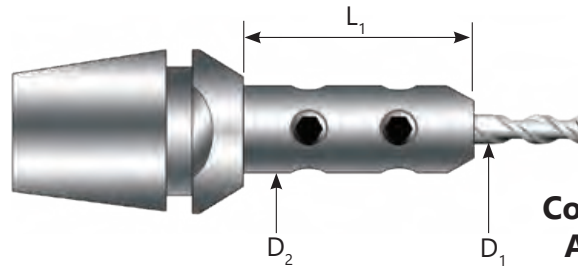
Item No.	Size	Fits
8999-000021	M6	ER11
8999-000206	M8	ER16 & 20
8999-000210	M10	ER25



Replacement Set Screws

Item No.	Size
8999-000011	M3
8999-000007	M4
8999-000214	M5





Coolant-Thru Versions Available For ER16!

ER8

Item No.	Description	L_1	D_1	D_2
4900-110100	CTE-08-1.00-064100	10	1	6.4
4900-110150	CTE-08-1.50-064100		1.5	6.4
4900-110159	CTE-08-1.59-064100		.062"	6.4
4900-110200	CTE-08-2.00-064100		2	6.4
4900-110300	CTE-08-3.00-070100		3	7
4900-110318	CTE-08-3.18-070100		.125"	7
4900-115100	CTE-08-1.00-064150	15	1	6.4
4900-115150	CTE-08-1.50-064150		1.5	6.4
Call For Details	CTE-08-1.59-064150		.062"	6.4
Call For Details	CTE-08-2.00-064150		2	6.4
4900-115300	CTE-08-3.00-070150		3	7
4900-115318	CTE-08-3.18-070150		.125"	7

NOTE: ER8 Holders Include a special M10x.75 clamping nut.

ER11

Item No.	Description	L_1	D_1	D_2
4900-210100	CTE-11-1.00-064100	10	1	6.4
4900-210150	CTE-11-1.50-064100		1.5	6.4
4900-210159	CTE-11-1.59-064100		.062"	6.4
4900-210200	CTE-11-2.00-064100		2	6.4
4900-210300	CTE-11-3.00-080100		3	8
4900-210318	CTE-11-3.18-080100		.125"	8
4900-215300	CTE-11-3.00-080150	15	3	8
4900-215318	CTE-11-3.18-080150		.125"	8
4900-215400	CTE-11-4.00-080150		4	8
4900-220300	CTE-11-3.00-080200	20	3	8
4900-220318	CTE-11-3.18-080200		.125"	8
4900-220400	CTE-11-4.00-080200		4	8

ER16

Item No.	Description	L_1	D_1	D_2
4900-316100	CTE-16-1.00-064160	16	1	6.4
4900-316150	CTE-16-1.50-064160		1.5	6.4
4900-316159	CTE-16-1.59-064160		.062"	6.4
4900-316200	CTE-16-2.00-064160		2	6.4
4900-316300	CTE-16-3.00-095160		3	9.5
4900-316318	CTE-16-3.18-095160		.125"	9.5
4900-316400	CTE-16-4.00-095160		4	9.5
4900-316476	CTE-16-4.76-095160		.187"	9.5
4900-316500	CTE-16-5.00-095160		5	9.5
4900-325300	CTE-16-3.00-095250		25	3
* 4900-325300C	CTE-16-3.00-095250C	3		9.5
4900-325318	CTE-16-3.18-095250	.125"		9.5
* 4900-325318C	CTE-16-3.18-095250C	.125"		9.5
4900-325400	CTE-16-4.00-095250	4		9.5
4900-325476	CTE-16-4.76-095250	.187"		9.5
4900-325500	CTE-16-5.00-095250	5		9.5

* Coolant-Thru Version

ER20

Item No.	Description	L_1	D_1	D_2
4900-414300	CTE-20-3.00-095140	14	3	9.5
4900-414476	CTE-20-4.76-114140		.187"	11.4
4900-414500	CTE-20-5.00-114140		5	11.4
4900-414600	CTE-20-6.00-125140		6	12.5
4900-414635	CTE-20-6.35-125140		.250"	12.5
4900-416318	CTE-20-3.18-095160		16	.125"
4900-416400	CTE-20-4.00-095160	4		9.5
4900-416476	CTE-20-4.76-114160	.187"		11.4
4900-425300	CTE-20-3.00-095250	3		9.5
4900-425318	CTE-20-3.18-095250	25	.125"	9.5
4900-425400	CTE-20-4.00-095250		4	9.5
4900-425476	CTE-20-4.76-114250		.187"	11.4
4900-425500	CTE-20-5.00-114250		5	11.4
4900-425600	CTE-20-6.00-125250		6	12.5
4900-425635	CTE-20-6.35-125250		.250"	12.5

ER25

Item No.	Description	L_1	D_1	D_2
4900-525300	CTE-25-3.00-100250	25	3	10
4900-525318	CTE-25-3.18-100250		.125"	10
4900-525400	CTE-25-4.00-100250		4	10
4900-525476	CTE-25-4.76-125250		.187"	12.5
4900-525500	CTE-25-5.00-125250		5	12.5
4900-525600	CTE-25-6.00-125250		6	12.5
4900-525635	CTE-25-6.35-125250		.250"	12.5
4900-525700	CTE-25-7.00-160250		7	16
4900-525794	CTE-25-7.94-160250		.312"	16
4900-525800	CTE-25-8.00-160250		8	16

Collet Reduction

NOW AVAILABLE!

Item No.	Description	Shank Size	Collet Size	Extension Length
Call For Details	RTE-16-08-100254	ER16	ER8	1.0 in



- Extend the reach of your tools with superior TIR

REGO-FIX®

Standard ER Collets

- T.I.R < .0004" standard
- T.I.R < .0002" ultra precision
- The best ER collet on the market
- **Add "UP" to part number for ultra precision**



Example:

Standard ER16 Collet:
CC-ER16i-1/16

Ultra Precision ER16 Collet:
CC-ER16i-1/16UP

Inch

Size	Range	ER08		ER11		ER16		ER20	
		Item No.	Description	Item No.	Description	Item No.	Description	Item No.	Description
1/16"	.0425" - .0625"	1005-000319	CC-ER08i-1/16	1005-000126	CC-ER11i-1/16	1005-000143	CC-ER16i-1/16		
3/32"	.0738" - .0938"			1005-000132	CC-ER11i-3/32	1005-000153	CC-ER16i-3/32		
1/8"	.1050" - .1250"	1005-000217	CC-ER08i-1/8	1005-000128	CC-ER11i-1/8	1005-000146	CC-ER16i-1/8	1005-000247	CC-ER20i-1/8
5/32"	.1363" - .1563"			1005-000269	CC-ER11i-5/32	1005-000157	CC-ER16i-5/32		
3/16"	.1675" - .1875"	1005-000310	CC-ER08i-3/16	1005-000130	CC-ER11i-3/16	1005-000151	CC-ER16i-3/16	1005-000292	CC-ER20i-3/16
7/32"	.1988" - .2188"			1005-000133	CC-ER11i-7/32	1005-000261	CC-ER16i-7/32		
1/4"	.2300" - .2500"			1005-000127	CC-ER11i-1/4	1005-000144	CC-ER16i-1/4	1005-000248	CC-ER20i-1/4
9/32"	.2413" - .2813"					1005-000276	CC-ER16i-9/32		
5/16"	.2725" - .3125"					1005-000156	CC-ER16i-5/16	1005-000293	CC-ER20i-5/16
11/32"	.3038" - .3438"					1005-000277	CC-ER16i-11/32		
3/8"	.3350" - .3750"					1005-000154	CC-ER16i-3/8	1005-000294	CC-ER20i-3/8
13/32"	.3663" - .4063"					1005-000150	CC-ER16i-13/32		
7/16"	.3975" - .4375"							1005-000295	CC-ER20i-7/16
1/2"	.4600" - .5000"							1005-000236	CC-ER20i-1/2

Metric

Size	Range	ER08		ER11		ER16		ER20	
		Item No.	Description	Item No.	Description	Item No.	Description	Item No.	Description
1.0mm	0.50 - 1.00	1005-000100	CC-ER08-01.0	1005-000110	CC-ER11-01.0	1005-000134	CC-ER16-01.0	1005-000249	CC-ER20-01.0
1.5mm	1.00 - 1.50	1005-000101	CC-ER08-01.5	1005-000112	CC-ER11-01.5	1005-000260	CC-ER16-01.5	1005-000250	CC-ER20-01.5
2.0mm	1.50 - 2.00	1005-000102	CC-ER08-02.0	1005-000114	CC-ER11-02.0	1005-000136	CC-ER16-02.0	1005-000251	CC-ER20-02.0
2.5mm	2.00 - 2.50	1005-000103	CC-ER08-02.5	1005-000116	CC-ER11-02.5	1005-000270	CC-ER16-02.5	1005-000246	CC-ER20-02.5
3.0mm	2.50 - 3.00	1005-000104	CC-ER08-03.0	1005-000117	CC-ER11-03.0	1005-000137	CC-ER16-03.0	1005-000278	CC-ER20-03.0
3.5mm	3.00 - 3.50	1005-000105	CC-ER08-03.5	1005-000118	CC-ER11-03.5	1005-000243	CC-ER16-03.5	1005-000279	CC-ER20-03.5
4.0mm	3.50 - 4.00	1005-000106	CC-ER08-04.0	1005-000119	CC-ER11-04.0	1005-000139	CC-ER16-04.0	1005-000266	CC-ER20-04.0
4.5mm	4.00 - 4.50	1005-000107	CC-ER08-04.5	1005-000120	CC-ER11-04.5	1005-000264	CC-ER16-04.5	1005-000280	CC-ER20-04.5
5.0mm	4.50 - 5.00	1005-000108	CC-ER08-05.0	1005-000121	CC-ER11-05.0	1005-000140	CC-ER16-05.0	1005-000267	CC-ER20-05.0
5.5mm	5.00 - 5.50			1005-000239	CC-ER11-05.5	1005-000258	CC-ER16-05.5	1005-000281	CC-ER20-05.5
6.0mm	5.50 - 6.00			1005-000182	CC-ER11-06.0	1005-000141	CC-ER16-06.0	1005-000162	CC-ER20-06.0
6.5mm	6.00 - 6.50			1005-000123	CC-ER11-06.5	1005-000271	CC-ER16-06.5	1005-000282	CC-ER20-06.5
7.0mm	6.50 - 7.00			1005-000124	CC-ER11-07.0	1005-000142	CC-ER16-07.0	1005-000283	CC-ER20-07.0
7.5mm	7.00 - 7.50					1005-000272	CC-ER16-07.5	1005-000284	CC-ER20-07.5
8.0mm	7.50 - 8.00					1005-000237	CC-ER16-08.0	1005-000268	CC-ER20-08.0
8.5mm	8.00 - 8.50					1005-000273	CC-ER16-08.5	1005-000285	CC-ER20-08.5
9.0mm	8.50 - 9.00					1005-000274	CC-ER16-09.0	1005-000286	CC-ER20-09.0
9.5mm	9.00 - 9.50					1005-000275	CC-ER16-09.5	1005-000287	CC-ER20-09.5
10.0mm	9.50 - 10.00					1005-000148	CC-ER16-10.0	1005-000288	CC-ER20-10.0
10.5mm	10.00 - 10.50							1005-000240	CC-ER20-10.5
11.0mm	10.50 - 11.00							1005-000289	CC-ER20-11.0
11.5mm	11.00 - 11.50							1005-000263	CC-ER20-11.5
12.0mm	11.50 - 12.00							1005-000170	CC-ER20-12.0
12.5mm	12.00 - 12.50							1005-000290	CC-ER20-12.5
13.0mm	12.50 - 13.00							1005-000291	CC-ER20-13.0

Coolant-Thru ER Collets

- For high pressure coolant applications
- No rubber seals to blow out
- Rated to 2000 PSI of pressure
- Ultra precision T.I.R. < .0002"



Inch

Size	Range	ER11		ER16		ER20	
		Item No.	Description	Item No.	Description	Item No.	Description
1/8"	.1154" - .1250"	Call For Details	CK-ER11i-1/8	1006-000107	CK-ER16i-1/8	Call For Details	CK-ER20i-1/8
3/16"	.1776" - .1875"	Call For Details	CK-ER11i-3/16	1006-000123	CK-ER16i-3/16	1006-000118	CK-ER20i-3/16
1/4"	.2300" - .2500"	Call For Details	CK-ER11i-1/4	1006-000121	CK-ER16i-1/4	Call For Details	CK-ER20i-1/4
5/16"	.2929" - .3125"			1006-000126	CK-ER16i-5/16	Call For Details	CK-ER20i-5/16
3/8"	.3556" - .3750"			1006-000110	CK-ER16i-3/8	Call For Details	CK-ER20i-3/8
7/16"	.4177" - .4375"					Call For Details	CK-ER20i-7/16
1/2"	.4803" - .5000"					Call For Details	CK-ER20i-1/2

Metric

Size	Range	ER11		ER16		ER20	
		Item No.	Description	Item No.	Description	Item No.	Description
3mm	2.75 - 3.00	1005-000308	CK-ER11-03.0	1006-000103	CK-ER16-03.0	1006-000128	CK-ER20-03.0
4mm	3.75 - 4.00	1006-000141	CK-ER11-04.0	1006-000102	CK-ER16-04.0	1006-000129	CK-ER20-04.0
5mm	4.50 - 5.00	Call For Details	CK-ER11-05.0	1006-000116	CK-ER16-05.0	1006-000117	CK-ER20-05.0
6mm	5.50 - 6.00	1006-000142	CK-ER11-06.0	1006-000106	CK-ER16-06.0	1006-000130	CK-ER20-06.0
7mm	6.50 - 7.00	1006-000143	CK-ER11-07.0	1006-000125	CK-ER16-07.0	1006-000131	CK-ER20-07.0
8mm	7.50 - 8.00			1006-000108	CK-ER16-08.0	1006-000120	CK-ER20-08.0
9mm	8.50 - 9.00			1006-000138	CK-ER16-09.0	1006-000132	CK-ER20-09.0
10mm	9.50 - 10.00			1006-000137	CK-ER16-10.0	1006-000111	CK-ER20-10.0
11mm	10.50 - 11.00					1006-000112	CK-ER20-11.0
12mm	11.50 - 12.00					1006-000113	CK-ER20-12.0
13mm	12.50 - 13.00					1006-000114	CK-ER20-13.0

Micro Bore ER Collets


- Special design enables holding of micro tools
- Clamps nominal diameters with H7 tolerances



Size	ER08		ER11		ER16	
	Item No.	Description	Item No.	Description	Item No.	Description
0.2mm	Call For Details	CM-ER08-0.20	Call For Details	CM-ER11-0.20	Call For Details	CM-ER16-0.20
0.3mm	Call For Details	CM-ER08-0.30	1004-000106	CM-ER11-0.30	1004-000104	CM-ER16-0.30
0.4mm	Call For Details	CM-ER08-0.40	1004-000105	CM-ER11-0.40	1004-000101	CM-ER16-0.40
0.5mm	1004-000102	CM-ER08-0.50	1004-000100	CM-ER11-0.50	Call For Details	CM-ER16-0.50
0.6mm	Call For Details	CM-ER08-0.60	Call For Details	CM-ER11-0.60	1004-000103	CM-ER16-0.60
0.7mm	Call For Details	CM-ER08-0.70	Call For Details	CM-ER11-0.70	1030-000310	CM-ER16-0.70
0.8mm	1004-000108	CM-ER08-0.80	1004-000109	CM-ER11-0.80	1004-000110	CM-ER16-0.80
0.9mm	1004-000107	CM-ER08-0.90	Call For Details	CM-ER11-0.90	Call For Details	CM-ER16-0.90

REGO-FIX®

REGO-FIX® ER Collets are world renown for their precision accuracy, quality and durability. Featuring the industry standard lowest T.I.R. available, REGO-FIX® ER Collets provide superior tool life while delivering the greater accuracy that Swiss-type machinists demand.



STANDARD PRECISION Collet Sets - T.I.R. < .0004"

Metric

Item No.	Description	Size	Pieces	Size Range
1005-000199	CC-08R-S09-MSP	ER8	9	.5-5mm
1005-000190	CC-11R-S13-MSP	ER11	13	.5-7mm
1005-000192	CC-16R-S10-MSP	ER16	10	.5-10mm
1005-000245	CC-20R-S12-MSP	ER20	12	1-13mm

Inch

Item No.	Description	Size	Pieces	Size Range
1005-000363	CC-08R-S3-ISP	ER08	3	1/16 - 3/16"
1005-000189	CC-11R-S7-ISP	ER11	7	1/16 - 1/4"
1005-000191	CC-16R-S12-ISP	ER16	12	1/16 - 13/32"
1005-000244	CC-20R-S7-ISP	ER20	7	1/8 - 1/2"

ULTRA PRECISION Collet Sets - T.I.R. < .0002"

Metric

Item No.	Description	Size	Pieces	Size Range
1005-000362	CC-08R-S09-MUP	ER8	9	.5-5mm
1005-000235	CC-11R-S13-MUP	ER11	13	.5-7mm
1005-000301	CC-16R-S10-MUP	ER16	10	.5-10mm
1005-000300	CC-20R-S12-MUP	ER20	12	1-13mm

Inch

Item No.	Description	Size	Pieces	Size Range
1005-000364	CC-08R-S3-IUP	ER08	3	1/16 - 3/16"
1045-000224	CC-11R-S7-IUP	ER11	7	1/8 - 1/4"
1005-000234	CC-16R-S12-IUP	ER16	12	1/16 - 13/32"
Call For Details	CC-20R-S7-IUP	ER20	7	1/8 - 1/2"

THRU-COOLANT Collet Sets - T.I.R. < .0002"

Metric

Item No.	Description	Size	Pieces	Size Range
1006-000127	CK-16R-S08-MSP	ER16	8	3-10mm
1006-000115	CK-20R-S11-MSP	ER20	11	3-13mm

Inch

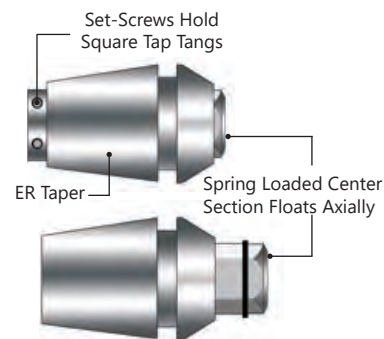
Item No.	Description	Size	Pieces	Size Range
1006-000122	CK-16R-S05-ISP	ER16	5	1/8" - 3/8"
1006-000109	CK-20R-S07-ISP	ER20	7	1/8" - 1/2"

ER25, ER32, ER40, ER50 are also available. Call for Details & Part Numbers

Tapping Collets

PCM floating tapping collets are an economical solution to replace expensive tapping sleeves and eliminate tapping error. Ideal for use on machines that do not have a rigid tapping function.

The ET1 floating tap collets can also be used with rigid tapping function to compensate for pitch error due to the torsional stress that can occur on small taps eliminating the difference between the tap and the CNC.



Tapping Collets - Inch

Shank	ER11		ER16		ER20		ER25		ER32	
	Item No.	Description	Item No.	Description	Item No.	Description	Item No.	Description	Item No.	Description
0.141"	1040-000101	ET1-12141	1040-000106	ET1-16141	1040-000117	ET1-20141	1040-000124	ET1-25141		
0.168"			1040-000107	ET1-16168	1040-000118	ET1-20168	1040-000125	ET1-25168	1040-000174	ET1-32168
0.194"			1040-000108	ET1-16194	1040-000119	ET1-20194	1040-000126	ET1-25194	1040-000165	ET1-32194
0.220"			1040-000110	ET1-16220	1040-000120	ET1-20220	1040-000127	ET1-25220	1040-000164	ET1-32220
0.255"					1040-000121	ET1-20255	1040-000128	ET1-25255	1040-000136	ET1-32255
0.318"							1040-000129	ET1-25318	1040-000137	ET1-32318
0.323"							1040-000130	ET1-25323	1040-000138	ET1-32323
0.367"							1040-000131	ET1-25367	1040-000139	ET1-32367
0.381"							1040-000132	ET1-25381	1040-000140	ET1-32381
0.429"									1040-000169	ET1-32429
0.437"									1040-000141	ET1-32437
0.480"									1040-000151	ET1-32480

Tapping Collets - Metric

Shank	ER11		ER16		ER20		ER25	
	Item No.	Description	Item No.	Description	Item No.	Description	Item No.	Description
1.00mm	1040-000100	ET1-12100AL	1040-000105	ET1-16100AL				
1.40mm	Call For Details	ET1-12140	Call For Details	ET1-16140				
1.50mm	1040-000102	ET1-12150AL	1040-000184	ET1-16150AL				
1.60mm	Call For Details	ET1-12160	Call For Details	ET1-16160				
1.80mm	Call For Details	ET1-12180	Call For Details	ET1-16180				
2.00mm	1040-000103	ET1-12200	1040-000109	ET1-16200				
2.20mm	Call For Details	ET1-12221	1040-000166	ET1-16221	Call For Details	ET1-20221		
2.24mm	Call For Details	ET1-12224	Call For Details	ET1-16224	Call For Details	ET1-20224		
2.50mm	1040-000145	ET1-12250	1040-000111	ET1-16250	Call For Details	ET1-20250	Call For Details	ET1-25250
2.80mm	1040-000152	ET1-12280	1040-000112	ET1-16280	Call For Details	ET1-20280	Call For Details	ET1-25280
3.00mm	1040-000104	ET1-12300	1040-000113	ET1-16300	Call For Details	ET1-20300	Call For Details	ET1-25300
3.15mm	Call For Details	ET1-12315	1040-000168	ET1-16315	Call For Details	ET1-20315	Call For Details	ET1-25315
3.50mm	1040-000173	ET1-12350	1040-000148	ET1-16350	Call For Details	ET1-20350	Call For Details	ET1-25350
3.55mm	1040-000160	ET1-12355	1040-000114	ET1-16355	Call For Details	ET1-20355	Call For Details	ET1-25355
4.00mm			1040-000115	ET1-16400	Call For Details	ET1-20400	1040-000133	ET1-25400
4.50mm			1040-000149	ET1-16450	Call For Details	ET1-20450	1040-000134	ET1-25450
5.00mm			1040-000159	ET1-16500	1040-000182	ET1-20500	Call For Details	ET1-25500
5.50mm			Call For Details	ET1-16550	Call For Details	ET1-20550	1040-000158	ET1-25550
5.60mm			1040-000180	ET1-16560	Call For Details	ET1-20560	Call For Details	ET1-25560
6.00mm			1040-000116	ET1-16600	Call For Details	ET1-20600	1040-000135	ET1-25600
6.20mm			1040-000146	ET1-16620	1040-000122	ET1-20620	Call For Details	ET1-25620
6.30mm			1040-000147	ET1-16630	Call For Details	ET1-20630	1040-000162	ET1-25630
7.00mm					1040-000155	ET1-20700	1040-000183	ET1-25700
7.10mm							Call For Details	ET1-25710
8.00mm							1040-000167	ET1-25800
8.50mm							Call For Details	ET1-25850
9.00mm							1040-000181	ET1-25900
10.00mm							1040-000123	ET1-25100


Coolant Ring Seals



When combined with coolant mini-nuts, coolant ring seals are ideal for use in high-pressure coolant delivery applications.

Rated To ~2000 PSI

Sealing O-Ring Is Resistant To Aggressive Coolant Chemistries



Tool Shank Ø	ER16		ER20		Sealing Capacity
	Item No.	Description	Item No.	Description	
3/32"	1010-000117	CD-ER16-03.0	Call For Details	CD-ER20-03.0	3.0 - 2.5mm
1/8"	1010-000118	CD-ER16-03.5	Call For Details	CD-ER20-03.5	3.5 - 3.0mm
5/32"	1010-000119	CD-ER16-04.0	1010-000132	CD-ER20-04.0	4.0 - 3.5mm
	Call For Details	CD-ER16-04.5	Call For Details	CD-ER20-04.5	4.5 - 4.0mm
3/16"	1010-000133	CD-ER16-05.0	Call For Details	CD-ER20-05.0	5.0 - 4.5mm
7/32"	1010-000136	CD-ER16-05.5	1010-000148	CD-ER20-05.5	5.5 - 5.0mm
	1010-000144	CD-ER16-06.0	1010-000121	CD-ER20-06.0	6.0 - 5.5mm
1/4"	1010-000135	CD-ER16-06.5	1010-000145	CD-ER20-06.5	6.5 - 6.0mm
	1010-000149	CD-ER16-07.0	Call For Details	CD-ER20-07.0	7.0 - 6.5mm
9/32"	1010-000134	CD-ER16-07.5	Call For Details	CD-ER20-07.5	7.5 - 7.0mm
5/16"	1010-000130	CD-ER16-08.0	1010-000122	CD-ER20-08.0	8.0 - 7.5mm
	1010-000141	CD-ER16-08.5	Call For Details	CD-ER20-08.5	8.5 - 8.0mm
11/32"	Call For Details	CD-ER16-09.0	Call For Details	CD-ER20-09.0	9.0 - 8.5mm
3/8"	1010-000120	CD-ER16-09.5	Call For Details	CD-ER20-09.5	9.5 - 9.0mm
	1010-000137	CD-ER16-10.0	Call For Details	CD-ER20-10.0	10.0 - 9.5mm
13/32"			Call For Details	CD-ER20-10.5	10.5 - 10.0mm
			Call For Details	CD-ER20-11.0	11.0 - 10.5mm
7/16"			1010-000142	CD-ER20-11.5	11.5 - 11.0mm
			Call For Details	CD-ER20-12.0	12.0 - 11.5mm
			1010-000139	CD-ER20-12.5	12.5 - 12.0mm
1/2"			1010-000140	CD-ER20-13.0	13.0 - 12.5mm



Hi-Q® ER Mini Nuts

For use with any ER Collet Chuck or

Item No.	Description	Size	Thread
1015-000100	CN-ER08-MNS	ER08	M10 x .75
1015-000101	CN-ER11-MNS	ER11	M13 x .75
1015-000103	CN-ER16-MNS	ER16	M19 x 1.00
1015-000105	CN-ER20-MNS	ER20	M24 x 1.00
1015-000107	CN-ER25-MNS	ER25	M30 x 1.00

Hi-Q® ERMX Non-Slip Mini Nuts

When paired with an ERMX wrench, these mini nuts provide a slip-proof clamping experience.

Item No.	Size	Thread
Call For Details	ER08	M10 x .75
Call For Details	ER11	M13 x .75
Call For Details	ER16	M19 x 1.00
Call For Details	ER20	M24 x 1.00
Call For Details	ER25	M30 x 1.00



Hi-Q® Coolant Mini Nuts



Coolant Mini-nuts are to be used in conjunction with coolant ring seals. The nut includes an internal grooved seat for insertion of coolant discs, allowing the use of standard ER Collets in thru-coolant applications.



Item No.	Description	Size	Thread
Call For Details	CN-ER11-MNC	ER11	M13 x 0.75
1015-000102	CN-ER16-MNC	ER16	M19 x 1.00
1015-000104	CN-ER20-MNC	ER20	M24 x 1.00
1015-000108	CN-ER25-MNC	ER25	M30 x 1.00

IMPORTANT!

ER11 Hi-Q® Mini nuts feature built-in coolant seal. Specify tool diameter when ordering - Available Size Range: 3mm - 7mm

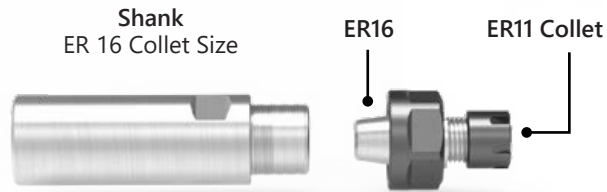


Collet Reductions



Enables reduction of collet sizes while also presetting tools. These collet reductions come with REGO-FIX Mini Nuts.

Item No.	Description	Shank / Live Tooling Size	ER Collet Size	Nut Type
Call For Details	CQS-ER11-8M	ER11	ER8	Mini Nut
Call For Details	CQS-ER16-11M	ER16	ER11	Mini Nut
Call For Details	CQS-ER20-16M	ER20	ER16	Mini Nut
1045-000218	CQS-ER25-16M	ER25	ER16	Mini Nut
1045-000295	CQS-ER25-20M	ER25	ER20	Mini Nut



G1/8 Fitting

Ti-Loc® Mill Extension Shown

ReCool Nut



Enables coolant-thru capability for non-coolant-thru holders and live tooling. REGO-FIX's ReCool Nut pairs well with GenSwiss' Ti-Loc® endmill extensions. The coolant input requires a G1/8 fitting.

ER11, ER16, ER20, ER25, & ER32 Sizes Available

Collet Sleeve Bushings

Precision Reduction Sleeves are an inexpensive alternative to purchasing additional collet holders & tooling.



Item No.	Description	OD	ID	OAL
1030-000101	CSB-254-160-040	1in	16mm	40mm
1030-000100	CSB-220-190-050K	22mm	3/4in	55mm
1030-000102	CSB-254-190-050J-M	1in	3/4in	50mm
7005-138046	MRH 1600 1230	16mm	12mm	30mm
7005-138047	MRH 1905 1240	.750in	12mm	40mm
7005-138048	MRH 2200 1240	22mm	12mm	40mm
7005-138049	MRH 2540 1240	1.00in	12mm	40mm
7005-138050	MRH 1905 1640	.750in	16mm	40mm
7005-138051	MRH 2200 1640	22mm	16mm	40mm
7005-138052	MRH 2540 1640	1.00in	16mm	40mm

Mini-Nut Spanner Wrenches

Ideal for use in tight tooling zones commonly found in CNC Swiss-type Machines.

Item No.	Description	Size
1035-000101	CW-04620	ER08
1035-000102	CW-04621	ER11
1035-000103	CW-04622	ER16
1035-000104	CW-04623	ER20







multidec®-Cut 3000 Series

Swiss Made UTILIS World Class tools deliver proven production performance and extended tool life. All 3000 series inserts feature a wide variety of chip breaker geometries and will fit the same holder, reducing tooling costs. The unique insert holding design absorbs machining forces providing one of the most rigid Swiss-turning systems available to the industry today.

- For all turning application processes
- Repeatable within .0004"
- All insert styles fit the same holder
- Holder design absorbs cutting forces
- Ideal for tough applications

Series	Operation
3002 Series	Part Cut Off
3003 Series	Front Turning
3004 Series	Back Turning
3005 Series	Groove & Turning
3006 Series	Threading
3007 Series	Full Radius Grooving
3012 Series	Chamfering






Properties & Application Range of Coatings

Carbide		Uncoated	Standard Coatings					Special Coatings (on request)					
UTILIS-Code			SX	MZ	HX	HPX	HX-A/ HX-A+	TX	HLX	BX	DX-T	DX- HC	DX/DX+
Coating		-	TiN	TiN/ TiAlN	TiAlN/ AlTiN	TiAlN/ AlTiN	AlCrN	AlCrN	TiAlN WC/C	TiCN	DLC	Ta-C	Diamond
Coating Process		-	PVD	CVD	PVD	PVD	PVD	PVD	PVD	PVD	PVD	PVD	CVD
Materials (Category)													
Steel Non-Alloyed	(I)	■	■	■	■	■	■	□	-	■	-	-	-
Steel Low-Alloyed	(II)	□	■	■	■	■	■	□	-	■	-	-	-
Steel High-Alloyed	(III)	□	□	■	■	■	■	□	-	□	-	-	-
Titanium	(IV)	□	-	-	■	□	■	■	■	-	-	-	-
Stainless Steel	>60 HRC (V)	□	□	■	■	■	■	□	■	■	-	-	-
Stainless Steel	(VI)	□	□	■	■	■	■	□	■	□	-	-	-
Aluminum	(VII)	■	□	-	■	-	□	-	■	-	■	■	■
Brass	(VIII)	■	□	-	■	□	□	-	■	-	■	■	-
Synthetics Reinforced/Composites	(IX)	-	-	-	□	-	-	-	-	-	□	■	■
Hard Materials		-	-	-	-	-	□	■	-	-	-	-	-

- Preferred Application
- Possible Application
- Application Not Recommended

Series Operation	Designation	Description	Finish & Material Type			
			Roughing	Finishing	Micro Finishing	
3002 Series Cut Off	...02	Without chip breaker	□	■	■	Steel
			□	■	■	Stainless Steel
			□	■	■	Titanium & Ti-Alloys
			■	-	-	Non Ferrous Metals
	...02 GS	With chip breaker	■	□	-	Steel
			■	□	-	Stainless Steel
			■	□	-	Titanium & Ti-Alloys
			□	□	-	Non Ferrous Metals
	...02 SC	With chip breaker	■	■	■	Steel
			■	■	■	Stainless Steel
			■	■	■	Titanium & Ti-Alloys
			■	□	-	Non Ferrous Metals
...02 SPT	With chip breaker for soft materials	-	-	-	Steel	
		□	■	■	Stainless Steel	
		□	■	■	Titanium & Ti-Alloys	
		■	■	■	Non Ferrous Metals	
3003 Series Front Turning	...03	Without chip breaker	■	■	■	Steel
			■	■	■	Stainless Steel
			□	■	■	Titanium & Ti-Alloys
	...03 SP	With chip breaker	■	-	-	Non Ferrous Metals
			□	■	■	Steel
			□	■	■	Stainless Steel
...03 CP TOP	With chip breaker & "TOP" Wiper	□	■	■	Steel	
		□	■	■	Stainless Steel	
		□	■	■	Titanium & Ti-Alloys	
3004 Series Back Turning	...04	Without chip breaker	■	■	■	Steel
			■	■	□	Stainless Steel
			□	■	□	Titanium & Ti-Alloys
			■	-	-	Non Ferrous Metals
	...04 CP	With chip breaker	□	■	■	Steel
			□	■	■	Stainless Steel
			□	■	■	Titanium & Ti-Alloys
			■	■	■	Non Ferrous Metals
	...04 SP	Copy turning with chip breaker	□	■	■	Steel
			□	■	■	Stainless Steel
			□	■	■	Titanium & Ti-Alloys
			■	■	■	Non Ferrous Metals
...04 TOP	With "TOP" Wiper	□	■	■	Steel	
		□	■	■	Stainless Steel	
		□	■	■	Titanium & Ti-Alloys	
		■	■	■	Non Ferrous Metals	
...04 SP TOP	With chip breaker & "TOP" Wiper	□	■	■	Steel	
		□	■	■	Stainless Steel	
		□	■	■	Titanium & Ti-Alloys	
		■	■	■	Non Ferrous Metals	
3005 Series Groove & Turning	...05	Without chip breaker	■	■	■	Steel
			■	■	■	Stainless Steel
	...05 CP	With chip breaker	□	■	□	Titanium & Ti-Alloys
			■	□	-	Non Ferrous Metals
3006 Series Threading	...06	Partial Profile	□	■	■	Steel
			□	■	■	Stainless Steel
			□	■	■	Titanium & Ti-Alloys
	...06 VP	Full Profile	■	-	-	Non Ferrous Metals
			-	-	■	Steel
			-	-	■	Stainless Steel
3007 Series Full Radius Grooving	...07	Radius Grooving	-	-	■	Titanium & Ti-Alloys
			-	■	■	Steel
			-	■	■	Stainless Steel
			-	■	■	Titanium & Ti-Alloys
-	■	■	Non Ferrous Metals			

Insert Geometry & Chip Breakers

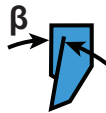


Type-GS Chip Breaker - Cut-Off Inserts



The CUT3000 type-GS chip breaker is an evolution of Swiss-type cut off tooling. By using a new carbide forming technology, these inserts require less grinding to be produced while offering a decrease in overall cost of use. 'Type GS EN' grade offers supreme performance in carbon steels while the Type GS FN grade offers excellent performance in Stainless and Titanium applications.

Type-SPT Chip Breaker - Cut-Off Inserts

The multidec® CUT3002 cut off inserts with type-SPT chip breaker feature a positive rake intended for use in soft and stringy materials. The SPT chip breaker comes in three different angles described by the product number suffix below.



SPT: 20° rake - Plastics Such As Delrin
SPT06: 6° rake - Good For Stainless
SPT12: 12° rake - Aluminum





Type-SC Chip Breaker - Cut-Off Inserts

Cut-off inserts armed with the type-SC chip breaker are ideal for hard materials. This chip breaker is quite universal, used in roughing, finishing, and micro finishing.

Type-SP Chip Breaker - Front & Back Turning Inserts

Front and back turning inserts with the type-SP chip breaker are ideal for finishing and micro finishing on materials such as aluminum, breaking up chips and preventing stringy chips from forming.



Type-CP Chip Breaker - Front & Back Turning, Grooving Inserts

When creating deep features during front turning, back turning, or grooving, the type-CP chip breaker is vital for chip removal. The sharp articulated geometry will peel chips away and keep features clear of material during finishing and micro finishing operations.



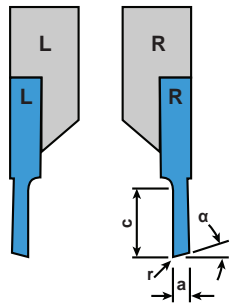

3002 Cut-Off

Cut: Standard

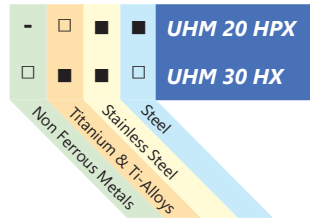
Chip Breaker: None

Repeatability <20µm

Left Hand		Right Hand		Dimensions & Features				
Item No.	Description	Item No.	Description	a	c	α	r	Coating
7005-148003	3002-0.8-6 L UHM20 HPX	7005-148001	3002-0.8-6 R UHM20 HPX	.8	6	15°	0	UHM 20 HPX
7005-126617	3002-0.8-6 L UHM30 HX	7005-126614	3002-0.8-6 R UHM30 HX	.8	6	15°	0	UHM 30 HX
7005-148007	3002-0.8-10 L UHM20 HPX	7005-148005	3002-0.8-10 R UHM20 HPX	.8	10	15°	0	UHM 20 HPX
7005-113225	3002-0.8-10 L UHM30 HX	7005-113223	3002-0.8-10 R UHM30 HX	.8	10	15°	0	UHM 30 HX
7005-148011	3002-1.0-6 L UHM20 HPX	7005-148009	3002-1.0-6 R UHM20 HPX	1	6	15°	0	UHM 20 HPX
7005-126622	3002-1.0-6 L UHM30 HX	7005-126619	3002-1.0-6 R UHM30 HX	1	6	15°	0	UHM 30 HX
7005-148015	3002-1.0-13 L UHM20 HPX	7005-148013	3002-1.0-13 R UHM20 HPX	1	13	15°	0	UHM 20 HPX
7005-113229	3002-1.0-13 L UHM30 HX	7005-113227	3002-1.0-13 R UHM30 HX	1	13	15°	0	UHM 30 HX
7005-148019	3002-1.2-6 L UHM20 HPX	7005-148017	3002-1.2-6 R UHM20 HPX	1.2	6	15°	0	UHM 20 HPX
7005-126625	3002-1.2-6 L UHM30 HX	7005-125907	3002-1.2-6 R UHM30 HX	1.2	6	15°	0	UHM 30 HX
7005-148021	3002-1.5-8 L UHM20 HPX	7005-147446	3002-1.5-8 R UHM20 HPX	1.5	8	15°	0	UHM 20 HPX
7005-126628	3002-1.5-8 L UHM30 HX	7005-125910	3002-1.5-8 R UHM30 HX	1.5	8	15°	0	UHM 30 HX
7005-148025	3002-1.5-16 L UHM20 HPX	7005-148023	3002-1.5-16 R UHM20 HPX	1.5	16	15°	0	UHM 20 HPX
7005-113233	3002-1.5-16 L UHM30 HX	7005-113231	3002-1.5-16 R UHM30 HX	1.5	16	15°	0	UHM 30 HX
7005-153028	3002-1.8-8 L UHM20 HPX	7005-153026	3002-1.8-8 R UHM20 HPX	1.8	8	15°	0	UHM 20 HPX
7005-126633	3002-1.8-8 L UHM30 HX	7005-126630	3002-1.8-8 R UHM30 HX	1.8	8	15°	0	UHM 30 HX
7005-148027	3002-2.0-10 L UHM20 HPX	7005-147059	3002-2.0-10 R UHM20 HPX	2	10	15°	0	UHM 20 HPX
7005-126636	3002-2.0-10 L UHM30 HX	7005-125912	3002-2.0-10 R UHM30 HX	2	10	15°	0	UHM 30 HX
7005-148031	3002-2.0-16 L UHM20 HPX	7005-148029	3002-2.0-16 R UHM20 HPX	2	16	15°	0	UHM 20 HPX
7005-113235	3002-2.0-16 L UHM30 HX	7005-127288	3002-2.0-16 R UHM30 HX	2	16	15°	0	UHM 30 HX
7005-148035	3002-2.5-13 L UHM20 HPX	7005-148033	3002-2.5-13 R UHM20 HPX	2.5	13	15°	0	UHM 20 HPX
7005-137667	3002-2.5-13 L UHM30 HX	7005-137664	3002-2.5-13 R UHM30 HX	2.5	13	15°	0	UHM 30 HX
7005-148039	3002-2.5-16 L UHM20 HPX	7005-148037	3002-2.5-16 R UHM20 HPX	2.5	16	15°	0	UHM 20 HPX
7005-113239	3002-2.5-16 L UHM30 HX	7005-113237	3002-2.5-16 R UHM30 HX	2.5	16	15°	0	UHM 30 HX
7005-148043	3002-3.0-16 L UHM20 HPX	7005-148041	3002-3.0-16 R UHM20 HPX	3	16	15°	0	UHM 20 HPX
7005-137670	3002-3.0-16 L UHM30 HX	7005-137002	3002-3.0-16 R UHM30 HX	3	16	15°	0	UHM 30 HX



Ideal Cutting Materials



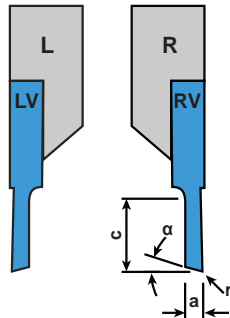

- Preferred Application
- Possible Application
- Application Not Recommended



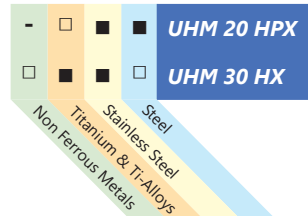
3002 Cut-Off
 Cut: Inverted
 Chip Breaker: None

Repeatability <20µm

Left Hand		Right Hand		Dimensions & Features				
Item No.	Description	Item No.	Description	a	c	α	r	Coating
7005-148047	3002-0.8-6 LV UHM20 HPX	7005-148045	3002-0.8-6 RV UHM20 HPX	.8	6	15°	0	UHM 20 HPX
7005-126648	3002-0.8-6 LV UHM30 HX	7005-126645	3002-0.8-6 RV UHM30 HX	.8	6	15°	0	UHM 30 HX
7005-148051	3002-0.8-10 LV UHM20 HPX	7005-148049	3002-0.8-10 RV UHM20 HPX	.8	10	15°	0	UHM 20 HPX
7005-113243	3002-0.8-10 LV UHM30 HX	7005-113241	3002-0.8-10 RV UHM30 HX	.8	10	15°	0	UHM 30 HX
7005-148055	3002-1.0-6 LV UHM20 HPX	7005-148053	3002-1.0-6 RV UHM20 HPX	1	6	15°	0	UHM 20 HPX
7005-126654	3002-1.0-6 LV UHM30 HX	7005-126651	3002-1.0-6 RV UHM30 HX	1	6	15°	0	UHM 30 HX
7005-148059	3002-1.0-13 LV UHM20 HPX	7005-148057	3002-1.0-13 RV UHM20 HPX	1	13	15°	0	UHM 20 HPX
7005-113247	3002-1.0-13 LV UHM30 HX	7005-113245	3002-1.0-13 RV UHM30 HX	1	13	15°	0	UHM 30 HX
7005-148063	3002-1.2-6 LV UHM20 HPX	7005-148061	3002-1.2-6 RV UHM20 HPX	1.2	6	15°	0	UHM 20 HPX
7005-126657	3002-1.2-6 LV UHM30 HX	7005-126074	3002-1.2-6 RV UHM30 HX	1.2	6	15°	0	UHM 30 HX
7005-147444	3002-1.5-8 LV UHM20 HPX	7005-148065	3002-1.5-8 RV UHM20 HPX	1.5	8	15°	0	UHM 20 HPX
7005-126660	3002-1.5-8 LV UHM30 HX	7005-126077	3002-1.5-8 RV UHM30 HX	1.5	8	15°	0	UHM 30 HX
7005-148069	3002-1.5-16 LV UHM20 HPX	7005-148067	3002-1.5-16 RV UHM20 HPX	1.5	16	15°	0	UHM 20 HPX
7005-113251	3002-1.5-16 LV UHM30 HX	7005-113249	3002-1.5-16 RV UHM30 HX	1.5	16	15°	0	UHM 30 HX
7005-148073	3002-1.8-8 LV UHM20 HPX	7005-148071	3002-1.8-8 RV UHM20 HPX	1.8	8	15°	0	UHM 20 HPX
7005-127936	3002-1.8-8 LV UHM30 HX	7005-127933	3002-1.8-8 RV UHM30 HX	1.8	8	15°	0	UHM 30 HX
7005-148077	3002-2.0-10 LV UHM20 HPX	7005-148075	3002-2.0-10 RV UHM20 HPX	2	10	15°	0	UHM 20 HPX
7005-126663	3002-2.0-10 LV UHM30 HX	7005-126080	3002-2.0-10 RV UHM30 HX	2	10	15°	0	UHM 30 HX
7005-148081	3002-2.0-16 LV UHM20 HPX	7005-148079	3002-2.0-16 RV UHM20 HPX	2	16	15°	0	UHM 20 HPX
7005-129473	3002-2.0-16 LV UHM30 HX	7005-113253	3002-2.0-16 RV UHM30 HX	2	16	15°	0	UHM 30 HX
7005-148085	3002-2.5-13 LV UHM20 HPX	7005-148083	3002-2.5-13 RV UHM20 HPX	2.5	13	15°	0	UHM 20 HPX
7005-137676	3002-2.5-13 LV UHM30 HX	7005-137673	3002-2.5-13 RV UHM30 HX	2.5	13	15°	0	UHM 30 HX
7005-148089	3002-2.5-16 LV UHM20 HPX	7005-148087	3002-2.5-16 RV UHM20 HPX	2.5	16	15°	0	UHM 20 HPX
7005-113257	3002-2.5-16 LV UHM30 HX	7005-113255	3002-2.5-16 RV UHM30 HX	2.5	16	15°	0	UHM 30 HX
7005-148093	3002-3.0-16 LV UHM20 HPX	7005-148091	3002-3.0-16 RV UHM20 HPX	3	16	15°	0	UHM 20 HPX
7005-137682	3002-3.0-16 LV UHM30 HX	7005-137679	3002-3.0-16 RV UHM30 HX	3	16	15°	0	UHM 30 HX



Ideal Cutting Materials



- Preferred Application
- Possible Application
- Application Not Recommended




3002 Cut-Off

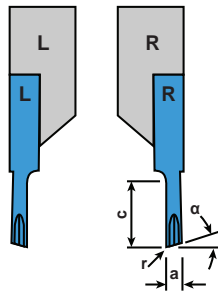
Cut: Standard
Chip Breaker: SC

Repeatability <20µm

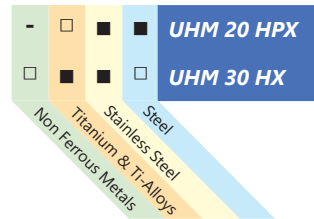
Left Hand		Right Hand		Dimensions & Features				
Item No.	Description	Item No.	Description	a	c	α	r	Coating
7005-148111	3002-1.5-8 L SC UHM20 HPX	7005-146503	3002-1.5-8 R SC UHM20 HPX	1.5	8	15°	0	UHM 20 HPX
7005-137202	3002-1.5-8 L SC UHM30 HX	7005-137199	3002-1.5-8 R SC UHM30 HX	1.5	8	15°	0	UHM 30 HX
7005-148115	3002-1.5-16 L SC UHM20 HPX	7005-148113	3002-1.5-16 R SC UHM20 HPX	1.5	16	15°	0	UHM 20 HPX
7005-113261	3002-1.5-16 L SC UHM30 HX	7005-113259	3002-1.5-16 R SC UHM30 HX	1.5	16	15°	0	UHM 30 HX
7005-148117	3002-2.0-10 L SC UHM20 HPX	7005-116958	3002-2.0-10 R SC UHM20 HPX	2.0	10	15°	0	UHM 20 HPX
7005-127550	3002-2.0-10 L SC UHM30 HX	7005-125377	3002-2.0-10 R SC UHM30 HX	2.0	10	15°	0	UHM 30 HX
7005-148121	3002-2.0-16 L SC UHM20 HPX	7005-148119	3002-2.0-16 R SC UHM20 HPX	2.0	16	15°	0	UHM 20 HPX
7005-113265	3002-2.0-16 L SC UHM30 HX	7005-113263	3002-2.0-16 R SC UHM30 HX	2.0	16	15°	0	UHM 30 HX
7005-148125	3002-2.5-13 L SC UHM20 HPX	7005-148123	3002-2.5-13 R SC UHM20 HPX	2.5	13	15°	0	UHM 20 HPX
7005-137208	3002-2.5-13 L SC UHM30 HX	7005-137205	3002-2.5-13 R SC UHM30 HX	2.5	13	15°	0	UHM 30 HX
7005-148127	3002-2.5-16 L SC UHM20 HPX	7005-147637	3002-2.5-16 R SC UHM20 HPX	2.5	16	15°	0	UHM 20 HPX
7005-138226	3002-2.5-16 L SC UHM30 HX	7005-113267	3002-2.5-16 R SC UHM30 HX	2.5	16	15°	0	UHM 30 HX
7005-148129	3002-3.0-16 L SC UHM20 HPX	7005-147639	3002-3.0-16 R SC UHM20 HPX	3.0	16	15°	0	UHM 20 HPX
7005-137688	3002-3.0-16 L SC UHM30 HX	7005-137685	3002-3.0-16 R SC UHM30 HX	3.0	16	15°	0	UHM 30 HX



Type-SC Chip Breaker



Ideal Cutting Materials



- Preferred Application
- Possible Application
- Application Not Recommended




3002 Cut-Off

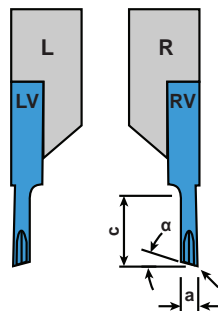
Cut: Inverted
Chip Breaker: SC

Repeatability <20µm

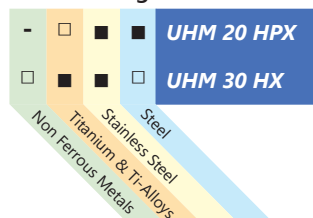
Left Hand		Right Hand		Dimensions & Features				
Item No.	Description	Item No.	Description	a	c	α	r	Coating
7005-147256	3002-1.5-8 LV SC UHM20 HPX	7005-147631	3002-1.5-8 RV SC UHM20 HPX	1.5	8	15°	0	UHM 20 HPX
7005-137232	3002-1.5-8 LV SC UHM30 HX	7005-137229	3002-1.5-8 RV SC UHM30 HX	1.5	8	15°	0	UHM 30 HX
7005-148133	3002-1.5-16 LV SC UHM20 HPX	7005-148131	3002-1.5-16 RV SC UHM20 HPX	1.5	16	15°	0	UHM 20 HPX
7005-113271	3002-1.5-16 LV SC UHM30 HX	7005-113269	3002-1.5-16 RV SC UHM30 HX	1.5	16	15°	0	UHM 30 HX
7005-147258	3002-2.0-10 LV SC UHM20 HPX	7005-147633	3002-2.0-10 RV SC UHM20 HPX	2.0	10	15°	0	UHM 20 HPX
7005-127948	3002-2.0-10 LV SC UHM30 HX	7005-127945	3002-2.0-10 RV SC UHM30 HX	2.0	10	15°	0	UHM 30 HX
7005-148137	3002-2.0-16 LV SC UHM20 HPX	7005-148135	3002-2.0-16 RV SC UHM20 HPX	2.0	16	15°	0	UHM 20 HPX
7005-113275	3002-2.0-16 LV SC UHM30 HX	7005-113273	3002-2.0-16 RV SC UHM30 HX	2.0	16	15°	0	UHM 30 HX
7005-148141	3002-2.5-13 LV SC UHM20 HPX	7005-148139	3002-2.5-13 RV SC UHM20 HPX	2.5	13	15°	0	UHM 20 HPX
7005-137238	3002-2.5-13 LV SC UHM30 HX	7005-137235	3002-2.5-13 RV SC UHM30 HX	2.5	13	15°	0	UHM 30 HX
7005-148143	3002-2.5-16 LV SC UHM20 HPX	7005-147635	3002-2.5-16 RV SC UHM20 HPX	2.5	16	15°	0	UHM 20 HPX
7005-113279	3002-2.5-16 LV SC UHM30 HX	7005-113277	3002-2.5-16 RV SC UHM30 HX	2.5	16	15°	0	UHM 30 HX
7005-147641	3002-3.0-16 LV SC UHM20 HPX	7005-148145	3002-3.0-16 RV SC UHM20 HPX	3.0	16	15°	0	UHM 20 HPX
7005-137694	3002-3.0-16 LV SC UHM30 HX	7005-137691	3002-3.0-16 RV SC UHM30 HX	3.0	16	15°	0	UHM 30 HX



Type-SC Chip Breaker



Ideal Cutting Materials



- Preferred Application
- Possible Application
- Application Not Recommended




3002 Cut-Off

Cut: Neutral

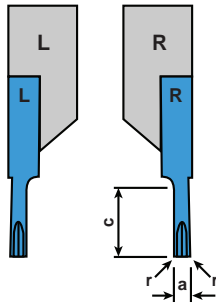
Chip Breaker: SC

Repeatability <20µm

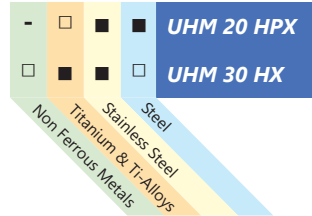
Left Hand		Right Hand		Dimensions & Features			
Item No.	Description	Item No.	Description	a	c	r	Coating
7005-148149	3002-1.5-10 LN SC UHM20 HPX	7005-148147	3002-1.5-10 RN SC UHM20 HPX	1.5	8	.08	UHM 20 HPX
7005-137214	3002-1.5-10 LN SC UHM30 HX	7005-137211	3002-1.5-10 RN SC UHM30 HX	1.5	8	.08	UHM 30 HX
7005-148153	3002-1.5-16 LN SC UHM20 HPX	7005-148151	3002-1.5-16 RN SC UHM20 HPX	1.5	16	.08	UHM 20 HPX
7005-113283	3002-1.5-16 LN SC UHM30 HX	7005-113281	3002-1.5-16 RN SC UHM30 HX	1.5	16	.08	UHM 30 HX
7005-148157	3002-2.0-10 LN SC UHM20 HPX	7005-148155	3002-2.0-10 RN SC UHM20 HPX	2.0	10	.08	UHM 20 HPX
7005-137220	3002-2.0-10 LN SC UHM30 HX	7005-137217	3002-2.0-10 RN SC UHM30 HX	2.0	10	.08	UHM 30 HX
7005-148161	3002-2.0-16 LN SC UHM20 HPX	7005-148159	3002-2.0-16 RN SC UHM20 HPX	2.0	16	.08	UHM 20 HPX
7005-113287	3002-2.0-16 LN SC UHM30 HX	7005-113285	3002-2.0-16 RN SC UHM30 HX	2.0	16	.08	UHM 30 HX
7005-148163	3002-2.5-13 LN SC UHM20 HPX	7005-114993	3002-2.5-13 RN SC UHM20 HPX	2.5	13	.08	UHM 20 HPX
7005-137226	3002-2.5-13 LN SC UHM30 HX	7005-137223	3002-2.5-13 RN SC UHM30 HX	2.5	13	.08	UHM 30 HX
7005-148167	3002-2.5-16 LN SC UHM20 HPX	7005-148165	3002-2.5-16 RN SC UHM20 HPX	2.5	16	.08	UHM 20 HPX
7005-113291	3002-2.5-16 LN SC UHM30 HX	7005-113289	3002-2.5-16 RN SC UHM30 HX	2.5	16	.08	UHM 30 HX
7005-148171	3002-3.0-16 LN SC UHM20 HPX	7005-148169	3002-3.0-16 RN SC UHM20 HPX	3.0	16	.08	UHM 20 HPX
7005-137700	3002-3.0-16 LN SC UHM30 HX	7005-137697	3002-3.0-16 RN SC UHM30 HX	3.0	16	.08	UHM 30 HX



Type-SC Chip Breaker



Ideal Cutting Materials




- Preferred Application
- Possible Application
- Application Not Recommended



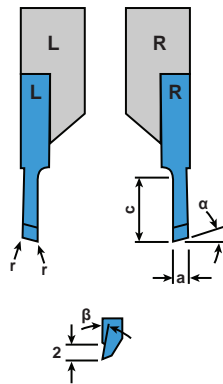
3002 Cut-Off
 Cut: Standard
 Chip Breaker: SPT

Repeatability <20µm

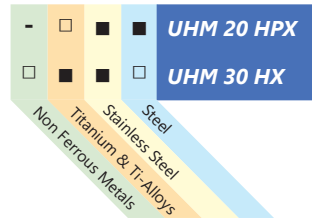
Left Hand		Right Hand		Dimensions & Features						
Item No.	Description	Item No.	Description	a	c	α	β	r	Coating	
7005-113295	3002-0.8-10 L SPT UHM30 HX	7005-113293	3002-0.8-10 R SPT UHM30 HX	0.8	10	15°	20°	0	UHM 30 HX	
7005-113299	3002-1.0-13 L SPT UHM30 HX	7005-113297	3002-1.0-13 R SPT UHM30 HX	1.0	13	15°	20°	0	UHM 30 HX	
7005-126678	3002-1.5-8 L SPT UHM30 HX	7005-125922	3002-1.5-8 R SPT UHM30 HX	1.5	8	15°	20°	0	UHM 30 HX	
7005-112803	3002-1.5-8 L SPT06 UHM20 HPX	7005-112799	3002-1.5-8 R SPT06 UHM20 HPX	1.5	8	15°	6°	.05	UHM 20 HPX	
7005-112805	3002-1.5-8 L SPT12 UHM20 HPX	7005-112801	3002-1.5-8 R SPT12 UHM20 HPX	1.5	8	15°	12°	.05	UHM 20 HPX	
7005-113303	3002-1.5-16 L SPT UHM30 HX	7005-113301	3002-1.5-16 R SPT UHM30 HX	1.5	16	15°	20°	0	UHM 30 HX	
7005-126681	3002-2.0-10 L SPT UHM30 HX	7005-125925	3002-2.0-10 R SPT UHM30 HX	2.0	10	15°	20°	0	UHM 30 HX	
7005-112810	3002-2.0-10 L SPT06 UHM20 HPX	7005-112807	3002-2.0-10 R SPT06 UHM20 HPX	2.0	10	15°	6°	.05	UHM 20 HPX	
7005-147590	3002-2.0-10 L SPT12 UHM20 HPX	7005-147589	3002-2.0-10 R SPT12 UHM20 HPX	2.0	10	15°	12°	.05	UHM 20 HPX	
7005-113307	3002-2.0-16 L SPT UHM30 HX	7005-113305	3002-2.0-16 R SPT UHM30 HX	2.0	16	15°	20°	0	UHM 30 HX	
7005-112816	3002-2.0-16 L SPT06 UHM20 HPX	7005-112812	3002-2.0-16 R SPT06 UHM20 HPX	2.0	16	15°	6°	.05	UHM 20 HPX	
7005-112818	3002-2.0-16 L SPT12 UHM20 HPX	7005-112814	3002-2.0-16 R SPT12 UHM20 HPX	2.0	16	15°	12°	.05	UHM 20 HPX	
7005-138917	3002-2.5-13 L SPT UHM30 HX	7005-138914	3002-2.5-13 R SPT UHM30 HX	2.5	13	15°	20°	0	UHM 30 HX	
7005-112824	3002-2.5-13 L SPT06 UHM20 HPX	7005-112820	3002-2.5-13 R SPT06 UHM20 HPX	2.5	13	15°	6°	.05	UHM 20 HPX	
7005-112826	3002-2.5-13 L SPT12 UHM20 HPX	7005-112822	3002-2.5-13 R SPT12 UHM20 HPX	2.5	13	15°	12°	.05	UHM 20 HPX	
7005-113311	3002-2.5-16 L SPT UHM30 HX	7005-113309	3002-2.5-16 R SPT UHM30 HX	2.5	16	15°	20°	0	UHM 30 HX	
7005-112832	3002-2.5-16 L SPT06 UHM20 HPX	7005-112828	3002-2.5-16 R SPT06 UHM20 HPX	2.5	16	15°	6°	.05	UHM 20 HPX	
7005-112834	3002-2.5-16 L SPT12 UHM20 HPX	7005-112830	3002-2.5-16 R SPT12 UHM20 HPX	2.5	16	15°	12°	.05	UHM 20 HPX	
7005-138902	3002-3.0-16 L SPT UHM30 HX	7005-138920	3002-3.0-16 R SPT UHM30 HX	3.0	16	15°	20°	.05	UHM 30 HX	
7005-112840	3002-3.0-16 L SPT06 UHM20 HPX	7005-112836	3002-3.0-16 R SPT06 UHM20 HPX	3.0	16	15°	6°	.05	UHM 20 HPX	
7005-112842	3002-3.0-16 L SPT12 UHM20 HPX	7005-112838	3002-3.0-16 R SPT12 UHM20 HPX	3.0	16	15°	12°	.05	UHM 20 HPX	



Type-SPT Chip Breaker



Ideal Cutting Materials




- Preferred Application
- Possible Application
- Application Not Recommended



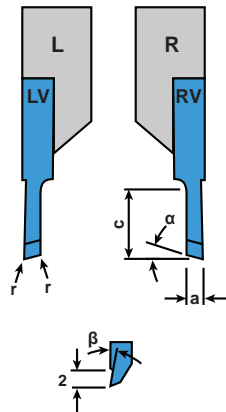
3002 Cut-Off
 Cut: Inverted
 Chip Breaker: SPT

Repeatability <20µm

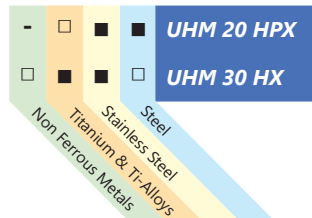
Left Hand		Right Hand		Dimensions & Features					
Item No.	Description	Item No.	Description	a	c	α	β	r	Coating
7005-113315	3002-0.8-10 LV SPT UHM30 HX	7005-113313	3002-0.8-10 RV SPT UHM30 HX	0.8	10	15°	20°	0	UHM 30 HX
7005-113319	3002-1.0-13 LV SPT UHM30 HX	7005-113317	3002-1.0-13 RV SPT UHM30 HX	1.0	13	15°	20°	0	UHM 30 HX
7005-127954	3002-1.5-8 LV SPT UHM30 HX	7005-127951	3002-1.5-8 RV SPT UHM30 HX	1.5	8	15°	20°	0	UHM 30 HX
7005-112848	3002-1.5-8 LV SPT06 UHM20 HPX	7005-112844	3002-1.5-8 RV SPT06 UHM20 HPX	1.5	8	15°	6°	.05	UHM 20 HPX
7005-112850	3002-1.5-8 LV SPT12 UHM20 HPX	7005-112846	3002-1.5-8 RV SPT12 UHM20 HPX	1.5	8	15°	12°	.05	UHM 20 HPX
7005-113323	3002-1.5-16 LV SPT UHM30 HX	7005-113321	3002-1.5-16 RV SPT UHM30 HX	1.5	16	15°	20°	0	UHM 30 HX
7005-127960	3002-2.0-10 LV SPT UHM30 HX	7005-127957	3002-2.0-10 RV SPT UHM30 HX	2.0	10	15°	20°	0	UHM 30 HX
7005-112856	3002-2.0-10 LV SPT06 UHM20 HPX	7005-112852	3002-2.0-10 RV SPT06 UHM20 HPX	2.0	10	15°	6°	.05	UHM 20 HPX
7005-112858	3002-2.0-10 LV SPT12 UHM20 HPX	7005-112854	3002-2.0-10 RV SPT12 UHM20 HPX	2.0	10	15°	12°	.05	UHM 20 HPX
7005-113327	3002-2.0-16 LV SPT UHM30 HX	7005-113325	3002-2.0-16 RV SPT UHM30 HX	2.0	16	15°	20°	0	UHM 30 HX
7005-112864	3002-2.0-16 LV SPT06 UHM20 HPX	7005-112860	3002-2.0-16 RV SPT06 UHM20 HPX	2.0	16	15°	6°	.05	UHM 20 HPX
7005-112866	3002-2.0-16 LV SPT12 UHM20 HPX	7005-112862	3002-2.0-16 RV SPT12 UHM20 HPX	2.0	16	15°	12°	.05	UHM 20 HPX
7005-147071	3002-2.5-13 LV SPT UHM30 HX	7005-147069	3002-2.5-13 RV SPT UHM30 HX	2.5	13	15°	20°	0	UHM 30 HX
7005-112872	3002-2.5-13 LV SPT06 UHM20 HPX	7005-112868	3002-2.5-13 RV SPT06 UHM20 HPX	2.5	13	15°	6°	.05	UHM 20 HPX
7005-112874	3002-2.5-13 LV SPT12 UHM20 HPX	7005-112870	3002-2.5-13 RV SPT12 UHM20 HPX	2.5	13	15°	12°	.05	UHM 20 HPX
7005-113331	3002-2.5-16 LV SPT UHM30 HX	7005-113329	3002-2.5-16 RV SPT UHM30 HX	2.5	16	15°	20°	0	UHM 30 HX
7005-112880	3002-2.5-16 LV SPT06 UHM20 HPX	7005-112876	3002-2.5-16 RV SPT06 UHM20 HPX	2.5	16	15°	6°	.05	UHM 20 HPX
7005-112882	3002-2.5-16 LV SPT12 UHM20 HPX	7005-112878	3002-2.5-16 RV SPT12 UHM20 HPX	2.5	16	15°	12°	.05	UHM 20 HPX
7005-113335	3002-3.0-16 LV SPT UHM30 HX	7005-113333	3002-3.0-16 RV SPT UHM30 HX	3.0	16	15°	20°	.05	UHM 30 HX
7005-112888	3002-3.0-16 LV SPT06 UHM20 HPX	7005-112884	3002-3.0-16 RV SPT06 UHM20 HPX	3.0	16	15°	6°	.05	UHM 20 HPX
7005-112890	3002-3.0-16 LV SPT12 UHM20 HPX	7005-112886	3002-3.0-16 RV SPT12 UHM20 HPX	3.0	16	15°	12°	.05	UHM 20 HPX



Type-SPT Chip Breaker



Ideal Cutting Materials




- Preferred Application
- Possible Application
- Application Not Recommended



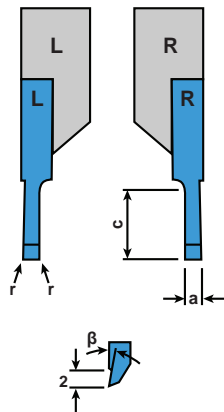
3002 Cut-Off
 Cut: Neutral
 Chip Breaker: SPT

Repeatability <20µm

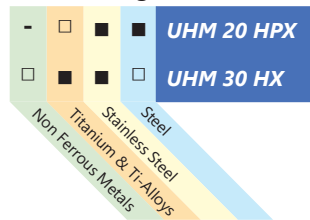
Left Hand		Right Hand		Dimensions & Features				
Item No.	Description	Item No.	Description	a	c	β	r	Coating
7005-113893	3002-1.0-10 LN SPT UHM30 HX	7005-113876	3002-1.0-10 RN SPT UHM30 HX	1.0	10	20°	.05	UHM 30 HX
7005-139730	3002-1.5-10 LN SPT UHM30 HX	7005-113051	3002-1.5-10 RN SPT UHM30 HX	1.5	10	20°	.05	UHM 30 HX
7005-112896	3002-1.5-10 LN SPT06 UHM20 HPX	7005-112892	3002-1.5-10 RN SPT06 UHM20 HPX	1.5	10	6°	.05	UHM 20 HPX
7005-112898	3002-1.5-10 LN SPT12 UHM20 HPX	7005-112894	3002-1.5-10 RN SPT12 UHM20 HPX	1.5	10	12°	.05	UHM 20 HPX
7005-113339	3002-1.5-16 LN SPT UHM30 HX	7005-113337	3002-1.5-16 RN SPT UHM30 HX	1.5	16	20°	.05	UHM 30 HX
7005-113055	3002-2.0-10 LN SPT UHM30 HX	7005-113053	3002-2.0-10 RN SPT UHM30 HX	2.0	10	20°	.05	UHM 30 HX
7005-112904	3002-2.0-10 LN SPT06 UHM20 HPX	7005-112900	3002-2.0-10 RN SPT06 UHM20 HPX	2.0	10	6°	.05	UHM 20 HPX
7005-112906	3002-2.0-10 LN SPT12 UHM20 HPX	7005-112902	3002-2.0-10 RN SPT12 UHM20 HPX	2.0	10	12°	.05	UHM 20 HPX
7005-113343	3002-2.0-16 LN SPT UHM30 HX	7005-113341	3002-2.0-16 RN SPT UHM30 HX	2.0	16	20°	.05	UHM 30 HX
7005-112912	3002-2.0-16 LN SPT06 UHM20 HPX	7005-112908	3002-2.0-16 RN SPT06 UHM20 HPX	2.0	16	6°	.05	UHM 20 HPX
7005-112914	3002-2.0-16 LN SPT12 UHM20 HPX	7005-112910	3002-2.0-16 RN SPT12 UHM20 HPX	2.0	16	12°	.05	UHM 20 HPX
7005-113059	3002-2.5-13 LN SPT UHM30 HX	7005-113057	3002-2.5-13 RN SPT UHM30 HX	2.5	13	20°	.05	UHM 30 HX
7005-112918	3002-2.5-13 LN SPT06 UHM20 HPX	7005-114992	3002-2.5-13 RN SPT06 UHM20 HPX	2.5	13	6°	.05	UHM 20 HPX
7005-112920	3002-2.5-13 LN SPT12 UHM20 HPX	7005-112916	3002-2.5-13 RN SPT12 UHM20 HPX	2.5	13	12°	.05	UHM 20 HPX
7005-113347	3002-2.5-16 LN SPT UHM30 HX	7005-113345	3002-2.5-16 RN SPT UHM30 HX	2.5	16	20°	.05	UHM 30 HX
7005-112926	3002-2.5-16 LN SPT06 UHM20 HPX	7005-112922	3002-2.5-16 RN SPT06 UHM20 HPX	2.5	16	6°	.05	UHM 20 HPX
7005-112928	3002-2.5-16 LN SPT12 UHM20 HPX	7005-112924	3002-2.5-16 RN SPT12 UHM20 HPX	2.5	16	12°	.05	UHM 20 HPX
7005-113063	3002-3.0-16 LN SPT UHM30 HX	7005-113061	3002-3.0-16 RN SPT UHM30 HX	3.0	16	20°	.05	UHM 30 HX
7005-112934	3002-3.0-16 LN SPT06 UHM20 HPX	7005-112930	3002-3.0-16 RN SPT06 UHM20 HPX	3.0	16	6°	.05	UHM 20 HPX
7005-112936	3002-3.0-16 LN SPT12 UHM20 HPX	7005-112932	3002-3.0-16 RN SPT12 UHM20 HPX	3.0	16	12°	.05	UHM 20 HPX



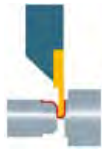
Type-SPT Chip Breaker



Ideal Cutting Materials



- Preferred Application
- Possible Application
- Application Not Recommended



3002 Turn & Cut-Off

Cut: Standard
Geometry: TOP Wiper

Repeatability <20µm

Left Hand		Right Hand		Dimensions & Features				
Item No.	Description	Item No.	Description	a	c	b	r	Coating
7005-148175	3002-2.0-10 L TOP 015 UHM20 HPX	7005-148173	3002-2.0-10 R TOP 015 UHM20 HPX	2	10	.3	.15	UHM 20 HPX
7005-113098	3002-2.0-10 L TOP 015 UHM30 HX	7005-113049	3002-2.0-10 R TOP 015 UHM30 HX	2	10	.3	.15	UHM 30 HX

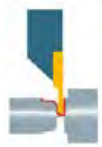


3002 Turn & Cut-Off

Cut: Standard
Geometry: TOP Wiper & SC Chip Breaker

Repeatability <20µm

Left Hand		Right Hand		Dimensions & Features				
Item No.	Description	Item No.	Description	a	c	b	r	Coating
7005-148183	3002-2.0-10 L SC TOP 015 UHM20 HPX	7005-148181	3002-2.0-10 R SC TOP 015 UHM20 HPX	2	10	.3	.15	UHM 20 HPX
7005-113106	3002-2.0-10 L SC TOP 015 UHM30 HX	7005-113104	3002-2.0-10 R SC TOP 015 UHM30 HX	2	10	.3	.15	UHM 30 HX

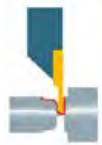


3002 Turn & Cut-Off

Cut: Inverted
Geometry: TOP Wiper

Repeatability <20µm

Left Hand		Right Hand		Dimensions & Features				
Item No.	Description	Item No.	Description	a	c	b	r	Coating
7005-148179	3002-2.0-10 LV TOP 015 UHM20 HPX	7005-148177	3002-2.0-10 RV TOP 015 UHM20 HPX	2	10	.3	.15	UHM 20 HPX
7005-113102	3002-2.0-10 LV TOP 015 UHM30 HX	7005-113100	3002-2.0-10 RV TOP 015 UHM30 HX	2	10	.3	.15	UHM 30 HX

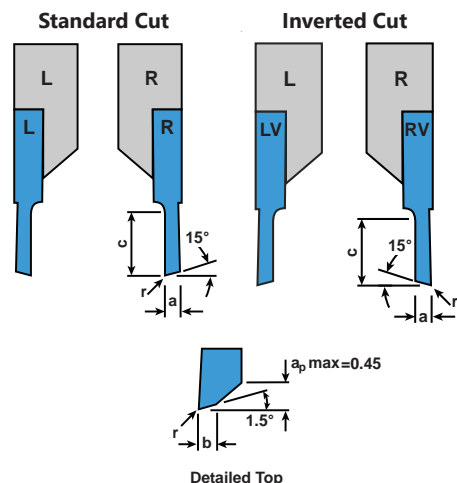



3002 Turn & Cut-Off

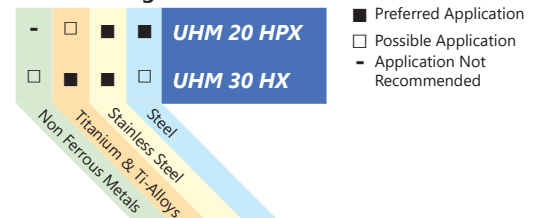
Cut: Inverted
Geometry: TOP Wiper & SC Chip Breaker

Repeatability <20µm

Left Hand		Right Hand		Dimensions & Features				
Item No.	Description	Item No.	Description	a	c	b	r	Coating
7005-148187	3002-2.0-10 LV SC TOP 015 UHM20 HPX	7005-148185	3002-2.0-10 RV SC TOP 015 UHM20 HPX	2	10	.3	.15	UHM 20 HPX
7005-129406	3002-2.0-10 LV SC TOP 015 UHM30 HX	7005-113108	3002-2.0-10 RV SC TOP 015 UHM30 HX	2	10	.3	.15	UHM 30 HX



Ideal Cutting Materials



- Preferred Application
- Possible Application
- Application Not Recommended

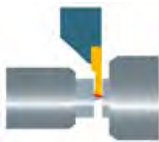


3002 Cut-Off
Cut: Standard
Geometry: Slim & Deep

Great for getting super close to the guide bushing to cut off very short parts while reducing deflection.

Repeatability = R: ■ <10μm, ■ <20μm

Left Hand		Right Hand		Dimensions & Features						
Item No.	Description	Item No.	Description	R	a	a ₁	c	α	r	Coating
7005-139523	3002-0.5-2.5-16 L G20 UHM30 HX	7005-139521	3002-0.5-2.5-16 R G20 UHM30 HX	■	0.5	1.9	2.5	20°	0	UHM 30 HX
7005-148097	3002-0.8-6-16 L UHM20 HPX	7005-148095	3002-0.8-6-16 R UHM20 HPX	■	0.8	2	6	15°	0	UHM 20 HPX
7005-139527	3002-0.8-6-16 L UHM30 HX	7005-139525	3002-0.8-6-16 R UHM30 HX	■	0.8	2	6	15°	0	UHM 30 HX
7005-139531	3002-1.0-6-16 L UHM30 HX	7005-139529	3002-1.0-6-16 R UHM30 HX	■	1	2.2	6	15°	0	UHM 30 HX
7005-148101	3002-1.2-6-16 L UHM20 HPX	7005-148099	3002-1.2-6-16 R UHM20 HPX	■	1.2	2.4	6	15°	0	UHM 20 HPX
7005-139535	3002-1.2-6-16 L UHM30 HX	7005-139533	3002-1.2-6-16 R UHM30 HX	■	1.2	2.4	6	15°	0	UHM 30 HX



3002 Cut-Off
Cut: Inverted
Geometry: Slim & Deep

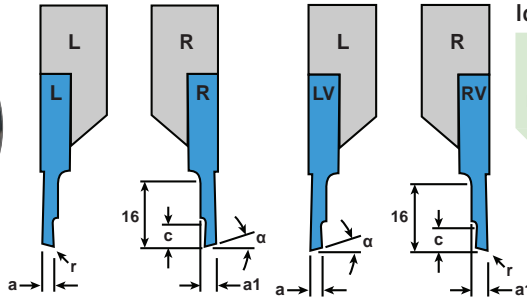
Repeatability = R: ■ <10μm, ■ <20μm

Left Hand		Right Hand		Dimensions & Features						
Item No.	Description	Item No.	Description	R	a	a ₁	c	α	r	Coating
7005-139539	3002-0.5-2.5-16 LV G20 UHM30 HX	7005-139537	3002-0.5-2.5-16 RV G20 UHM30 HX	■	0.5	1.9	2.5	20°	0	UHM 30 HX
7005-148104	3002-0.8-6-16 LV UHM20	7005-148103	3002-0.8-6-16 RV UHM20 HPX	■	0.8	2	6	15°	0	UHM 20 HPX
7005-139544	3002-0.8-6-16 LV UHM30 HX	7005-139541	3002-0.8-6-16 RV UHM30 HX	■	0.8	2	6	15°	0	UHM 30 HX
7005-139548	3002-1.0-6-16 LV UHM30 HX	7005-139546	3002-1.0-6-16 RV UHM30 HX	■	1	2.2	6	15°	0	UHM 30 HX
7005-148108	3002-1.2-6-16 LV UHM20	7005-148107	3002-1.2-6-16 RV UHM20 HPX	■	1.2	2.4	6	15°	0	UHM 20 HPX
7005-139552	3002-1.2-6-16 LV UHM30 HX	7005-139550	3002-1.2-6-16 RV UHM30 HX	■	1.2	2.4	6	15°	0	UHM 30 HX

No Chip Breaker



Type-SPT Chip Breaker
Type-SC Chip Breaker

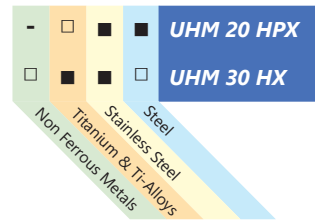


Standard Cut

Inverted Cut

Available in Type-SC and Type-SPT Geometry as well. Contact us or visit www.genswiss.com for additional details.

Ideal Cutting Materials



- Preferred Application
- Possible Application
- Application Not Recommended



3002 Cut-Off
Cut: Standard
Chip Breaker: GS

Repeatability <50µm

Left Hand		Right Hand		Dimensions & Features					
Item No.	Description	Item No.	Description	a	c	α	r	Edge	Coating
7005-113135	3002-2.0-10 EL GS UHM20 HPX	7005-113132	3002-2.0-10 ER GS UHM20 HPX	2	10	15°	.2	Honed (E)	UHM 20 HPX
7005-153047	3002-2.0-10 FL GS UHM20 HPX	7005-153045	3002-2.0-10 FR GS UHM20 HPX	2	10	15°	.2	Sharp (F)	UHM 20 HPX



3002 Cut-Off
Cut: Inverted
Chip Breaker: GS

Repeatability <50µm

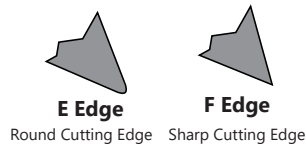

Left Hand		Right Hand		Dimensions & Features					
Item No.	Description	Item No.	Description	a	c	α	r	Edge	Coating
7005-113904	3002-2.0-10 ELV GS UHM20 HPX	7005-113902	3002-2.0-10 ERV GS UHM20 HPX	2	10	15°	.2	Honed (E)	UHM 20 HPX
7005-153051	3002-2.0-10 FLV GS UHM20 HPX	7005-153049	3002-2.0-10 FRV GS UHM20 HPX	2	10	15°	.2	Sharp (F)	UHM 20 HPX



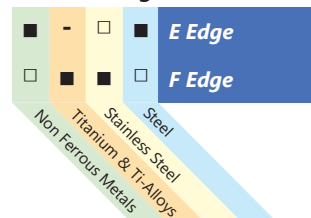
3002 Cut-Off
Cut: Neutral
Chip Breaker: GS

Repeatability <50µm

Left Hand		Right Hand		Dimensions & Features					
Item No.	Description	Item No.	Description	a	c	r	Edge	Coating	
7005-116978	3002-2.0-10 R EN GS UHM20 HPX	7005-116977	3002-2.0-10 L EN GS UHM20 HPX	2	10	.2	Honed (E)	UHM 20 HPX	
7005-153055	3002-2.0-10 R FN GS UHM20 HPX	7005-153057	3002-2.0-10 L FN GS UHM20 HPX	2	10	.2	Sharp (F)	UHM 20 HPX	

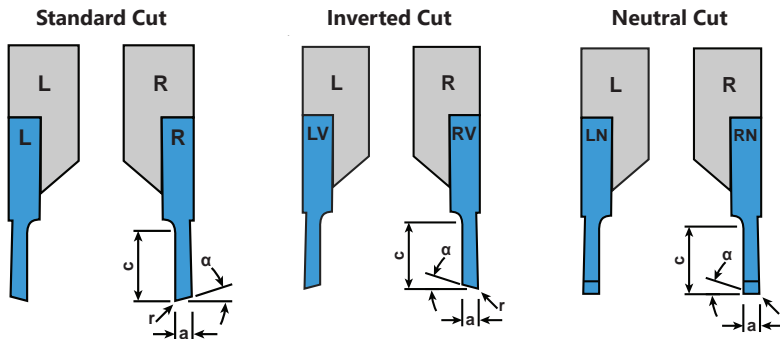


Ideal Cutting Materials



- Preferred Application
- Possible Application
- Application Not Recommended

Type-GS Chip Breaker

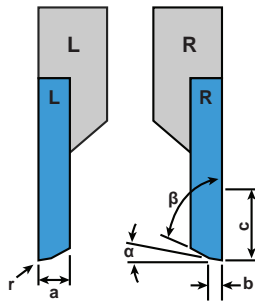





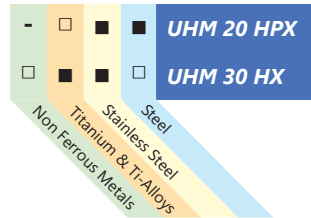
3003 Front Turn
Cut: Standard
Chip Breaker: None

Repeatability <20µm

Left Hand		Right Hand		Dimensions & Features							
Item No.	Description	Item No.	Description	a	b	c	α	β	r	Coating	
7005-148191	3003-3.4-8 L UHM20 HPX	7005-148189	3003-3.4-8 R UHM20 HPX	3.4	1	8	3°	70°	0	UHM 20 HPX	
7005-126684	3003-3.4-8 L UHM30 HX	7005-125927	3003-3.4-8 R UHM30 HX	3.4	1	8	3°	70°	0	UHM 30 HX	



Ideal Cutting Materials




- Preferred Application
- Possible Application
- Application Not Recommended



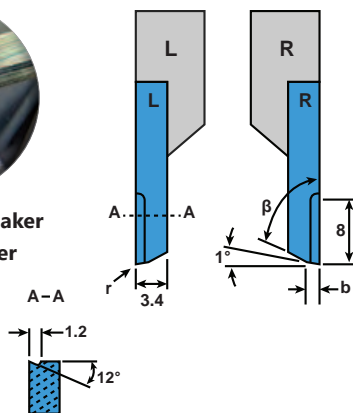
3003 Front Turn
Cut: Standard
Chip Breaker: SP With TOP Wiper

Repeatability <20µm

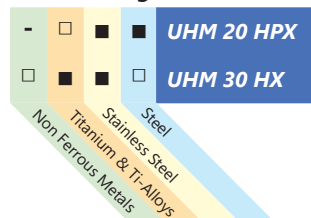
Left Hand		Right Hand		Dimensions & Features			
Item No.	Description	Item No.	Description	b	β	r	Coating
7005-148195	3003-3.4-8 L SP U TOP ZZ UHM20 HPX	7005-148193	3003-3.4-8 R SP U TOP ZZ UHM20 HPX	0.2	82°	0	UHM 20 HPX
7005-126687	3003-3.4-8 L SP U TOP ZZ UHM30 HX	7005-125930	3003-3.4-8 R SP U TOP ZZ UHM30 HX	0.2	82°	0	UHM 30 HX
7005-148199	3003-3.4-8 L SP U TOP 45008 UHM20 HPX	7005-148197	3003-3.4-8 R SP U TOP 45008 UHM20 HPX	1.2	45°	.08	UHM 20 HPX
7005-129664	3003-3.4-8 L SP U TOP 45008 UHM30 HX	7005-129662	3003-3.4-8 R SP U TOP 45008 UHM30 HX	1.2	45°	.08	UHM 30 HX
7005-148203	3003-3.4-8 L SP U TOP 45015 UHM20 HPX	7005-148201	3003-3.4-8 R SP U TOP 45015 UHM20 HPX	1.2	45°	.15	UHM 20 HPX
7005-129668	3003-3.4-8 L SP U TOP 45015 UHM30 HX	7005-129666	3003-3.4-8 R SP U TOP 45015 UHM30 HX	1.2	45°	.15	UHM 30 HX



Type-SP Chip Breaker With TOP Wiper



Ideal Cutting Materials




- Preferred Application
- Possible Application
- Application Not Recommended



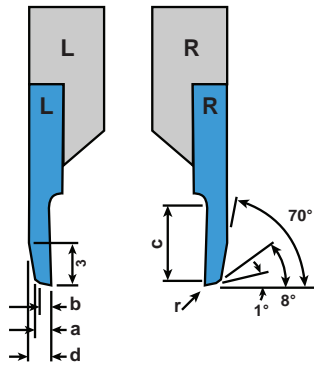
3004 Back Turn
 Cut: Standard
 Geometry: TOP Wiper

Repeatability <20µm

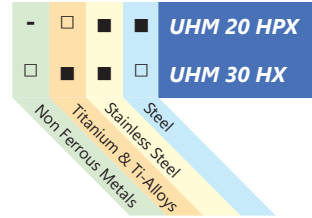
Left Hand		Right Hand		Dimensions & Features					
Item No.	Description	Item No.	Description	a	b	c	d	r	Coating
7005-148207	3004-0.8-6 L TOP ZZ UHM20 HPX	7005-148205	3004-0.8-6 R TOP ZZ UHM20 HPX	0.8	.5	6	2	0.00	UHM 20 HPX
7005-126701	3004-0.8-6 L TOP ZZ UHM30 HX	7005-125933	3004-0.8-6 R TOP ZZ UHM30 HX	0.8	.5	6	2	0.00	UHM 30 HX
7005-148209	3004-1.0-6 L TOP ZZ UHM20 HPX	7005-147061	3004-1.0-6 R TOP ZZ UHM20 HPX	1.0	.5	6	2.2	0.00	UHM 20 HPX
7005-126707	3004-1.0-6 L TOP ZZ UHM30 HX	7005-126704	3004-1.0-6 R TOP ZZ UHM30 HX	1.0	.5	6	2.2	0.00	UHM 30 HX
7005-148213	3004-1.2-8 L TOP ZZ UHM20 HPX	7005-148211	3004-1.2-8 R TOP ZZ UHM20 HPX	1.2	.5	8	2.4	0.00	UHM 20 HPX
7005-126710	3004-1.2-8 L TOP ZZ UHM30 HX	7005-125936	3004-1.2-8 R TOP ZZ UHM30 HX	1.2	.5	8	2.4	0.00	UHM 30 HX
7005-148217	3004-1.5-8 L TOP ZZ UHM20 HPX	7005-148215	3004-1.5-8 R TOP ZZ UHM20 HPX	1.5	.5	8	2.7	0.00	UHM 20 HPX
7005-126716	3004-1.5-8 L TOP ZZ UHM30 HX	7005-126713	3004-1.5-8 R TOP ZZ UHM30 HX	1.5	.5	8	2.7	0.00	UHM 30 HX
7005-148221	3004-1.8-8 L TOP ZZ UHM20 HPX	7005-148219	3004-1.8-8 R TOP ZZ UHM20 HPX	1.8	.5	8	3	0.00	UHM 20 HPX
7005-126722	3004-1.8-8 L TOP ZZ UHM30 HX	7005-126719	3004-1.8-8 R TOP ZZ UHM30 HX	1.8	.5	8	3	0.00	UHM 30 HX



TOP Wiper



Ideal Cutting Materials



- Preferred Application
- Possible Application
- Application Not Recommended




3004 Back Turn

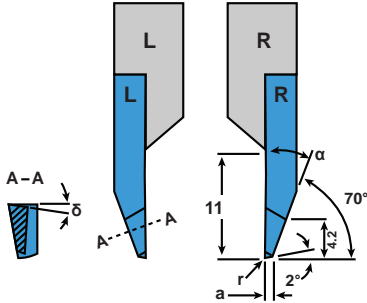
Cut: Standard
Chip Breaker: CP

Repeatability <20µm

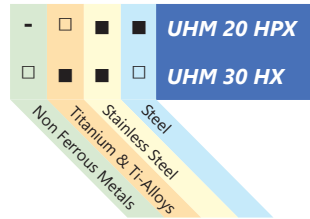
Left Hand		Right Hand		Dimensions & Features					
Item No.	Description	Item No.	Description	a	c	α	r	δ	Coating
7005-148235	3004-0.8-4 L CP UHM20 HPX	7005-148233	3004-0.8-4 R CP UHM20 HPX	0.8	11	20°	0	8°	UHM 20 HPX
7005-126743	3004-0.8-4 L CP UHM30 HX	7005-125942	3004-0.8-4 R CP UHM30 HX	0.8	11	20°	0	8°	UHM30 HX



Type-CP
Chip Breaker



Ideal Cutting Materials



- Preferred Application
- Possible Application
- Application Not Recommended




3004 Back Turn

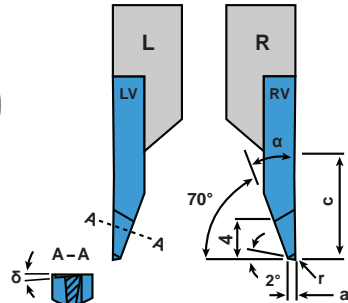
Cut: Inverted
Chip Breaker: CP

Repeatability <20µm

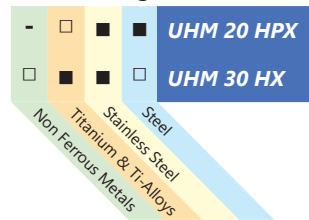
Left Hand		Right Hand		Dimensions & Features					
Item No.	Description	Item No.	Description	a	c	α	r	δ	Coating
Call For Details	3004-0.8-4 LV CP UHM20 HPX	Call For Details	3004-0.8-4 RV CP UHM20 HPX	0.8	11	20°	0	8°	UHM 20 HPX
7005-129594	3004-0.8-4 LV CP UHM30 HX	7005-129592	3004-0.8-4 RV CP UHM30 HX	0.8	11	20°	0	8°	UHM 30 HX



Type-CP
Chip Breaker



Ideal Cutting Materials



- Preferred Application
- Possible Application
- Application Not Recommended




3004 Back Turn

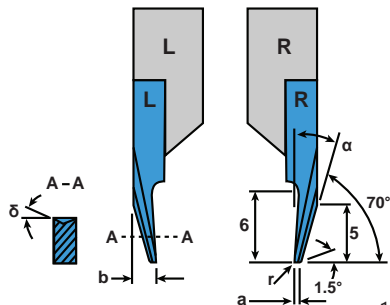
Cut: Standard
Chip Breaker: SP With TOP Wiper

Repeatability <20µm

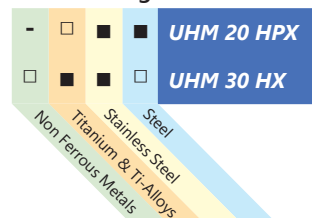
Left Hand		Right Hand		Dimensions & Features					
Item No.	Description	Item No.	Description	a	b	α	r	δ	Coating
7005-148223	3004-2.4-6 L SP TOP 20ZZ UHM20 HPX	7005-147063	3004-2.4-6 R SP TOP 20ZZ UHM20 HPX	0.5	2.4	20°	0.00	15°	UHM 20 HPX
7005-113213	3004-2.4-6 L SP TOP 20ZZ UHM30 HX	7005-113211	3004-2.4-6 R SP TOP 20ZZ UHM30 HX	0.5	2.4	20°	0.00	15°	UHM 30 HX
7005-148227	3004-2.4-6 L SP TOP 20008 UHM20 HPX	7005-148225	3004-2.4-6 R SP TOP 20008 UHM20 HPX	0.5	2.4	20°	0.08	15°	UHM 20 HPX
7005-113217	3004-2.4-6 L SP TOP 20008 UHM30 HX	7005-113215	3004-2.4-6 R SP TOP 20008 UHM30 HX	0.5	2.4	20°	0.08	15°	UHM 30 HX
7005-148231	3004-2.4-6 L SP TOP 20015 UHM20 HPX	7005-148229	3004-2.4-6 R SP TOP 20015 UHM20 HPX	0.5	2.4	20°	0.15	15°	UHM 20 HPX
7005-113221	3004-2.4-6 L SP TOP 20015 UHM30 HX	7005-113219	3004-2.4-6 R SP TOP 20015 UHM30 HX	0.5	2.4	20°	0.15	15°	UHM 30 HX



SP Chip Breaker
TOP Wiper



Ideal Cutting Materials



- Preferred Application
- Possible Application
- Application Not Recommended




3004 Copy Turn

Cut: Standard

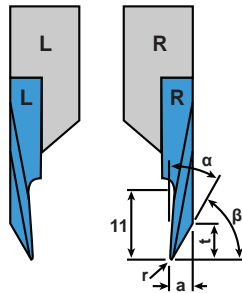
Chip Breaker: SP

Repeatability <20μm

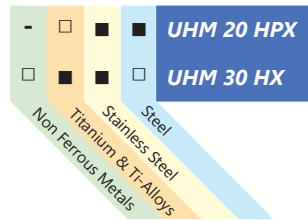
Left Hand		Right Hand		Dimensions & Features					
Item No.	Description	Item No.	Description	a	α	β	t	r	Coating
7005-147599	3004-3.2-6 L SP29008 UHM20 HPX	7005-147065	3004-3.2-6 R SP29008 UHM20 HPX	3.2	29°	61°	5	0.08	UHM 20 HPX
7005-137914	3004-3.2-6 L SP29008 UHM30 HX	7005-137911	3004-3.2-6 R SP29008 UHM30 HX	3.2	29°	61°	5	0.08	UHM 30 HX
7005-147607	3004-3.2-6 L SP29015 UHM20 HPX	7005-147605	3004-3.2-6 R SP29015 UHM20 HPX	3.2	29°	61°	5	0.15	UHM 20 HPX
7005-128971	3004-3.2-6 L SP29015 UHM30 HX	7005-128968	3004-3.2-6 R SP29015 UHM30 HX	3.2	29°	61°	5	0.15	UHM 30 HX
7005-147615	3004-3.2-6 L SP29035 UHM20 HPX	7005-147613	3004-3.2-6 R SP29035 UHM20 HPX	3.2	29°	61°	5	0.35	UHM 20 HPX
7005-128977	3004-3.2-6 L SP29035 UHM30 HX	7005-128974	3004-3.2-6 R SP29035 UHM30 HX	3.2	29°	61°	5	0.35	UHM 30 HX
7005-148239	3004-3.2-6 L SP29075 UHM20 HPX	7005-148237	3004-3.2-6 R SP29075 UHM20 HPX	3.2	29°	61°	5	0.75	UHM 20 HPX
7005-137917	3004-3.2-6 L SP29075 UHM30 HX	7005-137282	3004-3.2-6 R SP29075 UHM30 HX	3.2	29°	61°	5	0.75	UHM 30 HX
7005-148243	3004-3.2-5 L SP35015 UHM20 HPX	7005-148241	3004-3.2-5 R SP35015 UHM20 HPX	3.2	35°	55°	4	0.15	UHM 20 HPX
7005-128983	3004-3.2-5 L SP35015 UHM30 HX	7005-128980	3004-3.2-5 R SP35015 UHM30 HX	3.2	35°	55°	4	0.15	UHM 30 HX
7005-148247	3004-3.2-5 L SP35035 UHM20 HPX	7005-148245	3004-3.2-5 R SP35035 UHM20 HPX	3.2	35°	55°	4	0.35	UHM 20 HPX
7005-128989	3004-3.2-5 L SP35035 UHM30 HX	7005-126494	3004-3.2-5 R SP35035 UHM30 HX	3.2	35°	55°	4	0.35	UHM 30 HX



Type-SP
Chip Breaker



Ideal Cutting Materials




3004 Copy/Profile Turn

Cut: Inverted

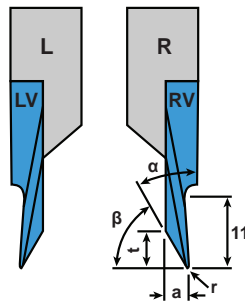
Chip Breaker: SP

Repeatability <20μm

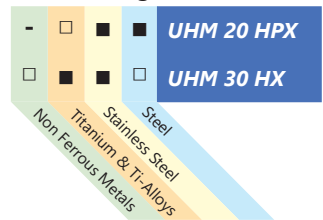
Left Hand		Right Hand		Dimensions & Features					
Item No.	Description	Item No.	Description	a	α	β	t	r	Coating
7005-147603	3004-3.2-6 LV SP29008 UHM20 HPX	7005-147401	3004-3.2-6 RV SP29008 UHM20 HPX	3.2	29°	61°	5	0.08	UHM 20 HPX
7005-138215	3004-3.2-6 LV SP29008 UHM30 HX	7005-138212	3004-3.2-6 RV SP29008 UHM30 HX	3.2	29°	61°	5	0.08	UHM 30 HX
7005-147611	3004-3.2-6 LV SP29015 UHM20 HPX	7005-147609	3004-3.2-6 RV SP29015 UHM20 HPX	3.2	29°	61°	5	0.15	UHM 20 HPX
7005-128995	3004-3.2-6 LV SP29015 UHM30 HX	7005-128992	3004-3.2-6 RV SP29015 UHM30 HX	3.2	29°	61°	5	0.15	UHM 30 HX
7005-147619	3004-3.2-6 LV SP29035 UHM20 HPX	7005-147617	3004-3.2-6 RV SP29035 UHM20 HPX	3.2	29°	61°	5	0.35	UHM 20 HPX
7005-129911	3004-3.2-6 LV SP29035 UHM30 HX	7005-128998	3004-3.2-6 RV SP29035 UHM30 HX	3.2	29°	61°	5	0.35	UHM 30 HX
7005-148251	3004-3.2-6 LV SP29075 UHM20 HPX	7005-148249	3004-3.2-6 RV SP29075 UHM20 HPX	3.2	29°	61°	5	0.75	UHM 20 HPX
7005-138221	3004-3.2-6 LV SP29075 UHM30 HX	7005-138218	3004-3.2-6 RV SP29075 UHM30 HX	3.2	29°	61°	5	0.75	UHM 30 HX




Type-SP
Chip Breaker



Ideal Cutting Materials






3005 Groove & Turn

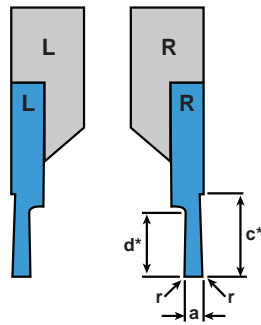
Cut: Standard
Chip Breaker: None

Repeatability <20μm

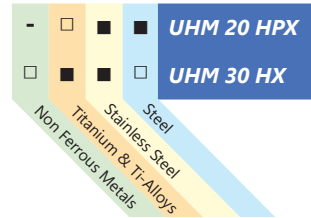
Left Hand		Right Hand		Dimensions & Features					
Item No.	Description	Item No.	Description	a	c	d	r	Coating	
7005-148253	3005-1.0-8 L UHM20 HPX	7005-146721	3005-1.0-8 R UHM20 HPX	1	8	2.5	0.05	UHM 20 HPX	
7005-113066	3005-1.0-8 L UHM30 HX	7005-113034	3005-1.0-8 R UHM30 HX	1	8	2.5	0.05	UHM 30 HX	
7005-148255	3005-1.5-8 L UHM20 HPX	7005-146699	3005-1.5-8 R UHM20 HPX	1.5	8	3	0.05	UHM 20 HPX	
7005-126749	3005-1.5-8 L UHM30 HX	7005-126746	3005-1.5-8 R UHM30 HX	1.5	8	3	0.05	UHM 30 HX	
7005-148257	3005-2.0-8 L UHM20 HPX	7005-146696	3005-2.0-8 R UHM20 HPX	2.0	8	4	0.05	UHM 20 HPX	
7005-126752	3005-2.0-8 L UHM30 HX	7005-125945	3005-2.0-8 R UHM30 HX	2.0	8	4	0.05	UHM 30 HX	
7005-148261	3005-2.5-8 L UHM20 HPX	7005-148259	3005-2.5-8 R UHM20 HPX	2.5	8	5	0.05	UHM 20 HPX	
7005-126758	3005-2.5-8 L UHM30 HX	7005-126755	3005-2.5-8 R UHM30 HX	2.5	8	5	0.05	UHM 30 HX	
7005-148265	3005-3.0-8 L UHM20 HPX	7005-148263	3005-3.0-8 R UHM20 HPX	3.0	8	6	0.05	UHM 20 HPX	
7005-113609	3005-3.0-8 L UHM30 HX	7005-113607	3005-3.0-8 R UHM30 HX	3.0	8	6	0.05	UHM 30 HX	



*c: maximal turning capacity
*d: maximal grooving capacity



Ideal Cutting Materials



- Preferred Application
- Possible Application
- Application Not Recommended




3007 Full Radius Groove

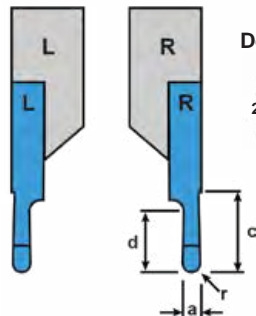
Cut: Standard
Chip Breaker: None

Repeatability = R : ■ <10μm, ■ <20μm

Left Hand		Right Hand		Dimensions & Features					
Item No.	Description	Item No.	Description	R	a	c	d	r	Coating
7005-148388	3007-R0.25-2-10 L UHM20 HPX	7005-148390	3007-R0.25-2-10 R UHM20 HPX	■	0.5	12	2	0.25	UHM 20 HPX
7005-113518	3007-R0.25-2-10 L UHM30 HX	7005-113521	3007-R0.25-2-10 R UHM30 HX	■	0.5	12	2	0.25	UHM 30 HX
7005-148392	3007-R0.5-2.5-10 L UHM20 HPX	7005-148394	3007-R0.5-2.5-10 R UHM20 HPX	■	1	12	2.5	0.5	UHM 20 HPX
7005-113524	3007-R0.5-2.5-10 L UHM30 HX	7005-113527	3007-R0.5-2.5-10 R UHM30 HX	■	1	12	2.5	0.5	UHM 30 HX
7005-148396	3007-R0.6-2.5-10 L UHM20 HPX	7005-148398	3007-R0.6-2.5-10 R UHM20 HPX	■	1.2	12	2.5	0.6	UHM 20 HPX
7005-113530	3007-R0.6-2.5-10 L UHM30 HX	7005-113533	3007-R0.6-2.5-10 R UHM30 HX	■	1.2	12	2.5	0.6	UHM 30 HX
7005-148400	3007-R0.75-3-10 L UHM20 HPX	7005-148402	3007-R0.75-3-10 R UHM20 HPX	■	1.5	12	3	0.75	UHM 20 HPX
7005-113536	3007-R0.75-3-10 L UHM30 HX	7005-113539	3007-R0.75-3-10 R UHM30 HX	■	1.5	12	3	0.75	UHM 30 HX
7005-148404	3007-R0.8-3-10 L UHM20 HPX	7005-148406	3007-R0.8-3-10 R UHM20 HPX	■	1.6	12	3	0.8	UHM 20 HPX
7005-113542	3007-R0.8-3-10 L UHM30 HX	7005-113545	3007-R0.8-3-10 R UHM30 HX	■	1.6	12	3	0.8	UHM 30 HX
7005-148408	3007-R1.0-10 L UHM20 HPX	7005-148410	3007-R1.0-10 R UHM20 HPX	■	2	12	10	1.0	UHM 20 HPX
7005-113548	3007-R1.0-10 L UHM30 HX	7005-113551	3007-R1.0-10 R UHM30 HX	■	2	12	10	1.0	UHM 30 HX
7005-148412	3007-R1.5-10 L UHM20 HPX	7005-148414	3007-R1.5-10 R UHM20 HPX	■	3	12	10	1.5	UHM 20 HPX
7005-113554	3007-R1.5-10 L UHM30 HX	7005-113557	3007-R1.5-10 R UHM30 HX	■	3	12	10	1.5	UHM 30 HX
7005-148416	3007-R1.5-16 L UHM20 HPX	7005-148418	3007-R1.5-16 R UHM20 HPX	■	3	17	16	1.5	UHM 20 HPX
7005-114941	3007-R1.5-16 L UHM30 HX	7005-129636	3007-R1.5-16 R UHM30 HX	■	3	17	16	1.5	UHM 30 HX

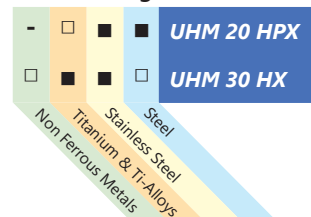


Full Radius



Detailed Tip

Ideal Cutting Materials



- Preferred Application
- Possible Application
- Application Not Recommended




3005 Groove & Turn

Cut: Standard

Chip Breaker: CP

Repeatability <20µm

Left Hand		Right Hand		Dimensions & Features				
Item No.	Description	Item No.	Description	a	c	d	r	Coating
7005-148269	3005-0.8-8 L CP UHM20 HPX	7005-148267	3005-0.8-8 R CP UHM20 HPX	0.8	8	2.5	0.00	UHM 20 HPX
7005-113070	3005-0.8-8 L CP UHM30 HX	7005-113068	3005-0.8-8 R CP UHM30 HX	0.8	8	2.5	0.00	UHM 30 HX
7005-148274	3005-1.0-8 L CP UHM20 HPX	7005-148271	3005-1.0-8 R CP UHM20 HPX	1.0	8	3.5	0.00	UHM 20 HPX
7005-138897	3005-1.0-8 L CP UHM30 HX	7005-113072	3005-1.0-8 R CP UHM30 HX	1.0	8	3.5	0.00	UHM 30 HX
7005-148278	3005-1.5-8 L CP UHM20 HPX	7005-148276	3005-1.5-8 R CP UHM20 HPX	1.5	8	4	0.00	UHM 20 HPX
7005-126761	3005-1.5-8 L CP UHM30 HX	7005-125948	3005-1.5-8 R CP UHM30 HX	1.5	8	4	0.00	UHM 30 HX
7005-148280	3005-1.5-8 L CP R08 UHM20 HPX	7005-147055	3005-1.5-8 R CP R08 UHM20 HPX	1.5	8	4	0.08	UHM 20 HPX
7005-139556	3005-1.5-8 L CP R08 UHM30 HX	7005-139554	3005-1.5-8 R CP R08 UHM30 HX	1.5	8	4	0.08	UHM 30 HX
7005-148284	3005-2.0-8 L CP UHM20 HPX	7005-148282	3005-2.0-8 R CP UHM20 HPX	2.0	8	5	0.00	UHM 20 HPX
7005-126764	3005-2.0-8 L CP UHM30 HX	7005-125951	3005-2.0-8 R CP UHM30 HX	2.0	8	5	0.00	UHM 30 HX
7005-148286	3005-2.0-8 L CP R08 UHM20 HPX	7005-147057	3005-2.0-8 R CP R08 UHM20 HPX	2.0	8	5	0.08	UHM 20 HPX
7005-139564	3005-2.0-8 L CP R08 UHM30 HX	7005-139562	3005-2.0-8 R CP R08 UHM30 HX	2.0	8	5	0.08	UHM 30 HX
7005-148288	3005-2.0-8 L CP R15 UHM20 HPX	7005-146955	3005-2.0-8 R CP R15 UHM20 HPX	2.0	8	5	0.15	UHM 20 HPX
7005-139568	3005-2.0-8 L CP R15 UHM30 HX	7005-139566	3005-2.0-8 R CP R15 UHM30 HX	2.0	8	5	0.15	UHM 30 HX
7005-148292	3005-2.5-8 L CP UHM20 HPX	7005-148290	3005-2.5-8 R CP UHM20 HPX	2.5	8	6	0.00	UHM 20 HPX
7005-126767	3005-2.5-8 L CP UHM30 HX	7005-125954	3005-2.5-8 R CP UHM30 HX	2.5	8	6	0.00	UHM 30 HX
7005-148296	3005-2.5-8 L CP R08 UHM20 HPX	7005-148294	3005-2.5-8 R CP R08 UHM20 HPX	2.5	8	6	0.08	UHM 20 HPX
7005-139595	3005-2.5-8 L CP R08 UHM30 HX	7005-139593	3005-2.5-8 R CP R08 UHM30 HX	2.5	8	6	0.08	UHM 30 HX
7005-148300	3005-2.5-8 L CP R15 UHM20 HPX	7005-148298	3005-2.5-8 R CP R15 UHM20 HPX	2.5	8	6	0.15	UHM 20 HPX
7005-139599	3005-2.5-8 L CP R15 UHM30 HX	7005-139597	3005-2.5-8 R CP R15 UHM30 HX	2.5	8	6	0.15	UHM 30 HX
7005-148304	3005-3.0-8 L CP UHM20 HPX	7005-148302	3005-3.0-8 R CP UHM20 HPX	3.0	8	6	0.00	UHM 20 HPX
7005-126773	3005-3.0-8 L CP UHM30 HX	7005-126770	3005-3.0-8 R CP UHM30 HX	3.0	8	6	0.00	UHM 30 HX
7005-148308	3005-3.0-8 L CP R08 UHM20 HPX	7005-148306	3005-3.0-8 R CP R08 UHM20 HPX	3.0	8	6	0.08	UHM 20 HPX
7005-139603	3005-3.0-8 L CP R08 UHM30 HX	7005-139601	3005-3.0-8 R CP R08 UHM30 HX	3.0	8	6	0.08	UHM 30 HX
7005-148312	3005-3.0-8 L CP R15 UHM20 HPX	7005-148310	3005-3.0-8 R CP R15 UHM20 HPX	3.0	8	6	0.15	UHM 20 HPX
7005-139607	3005-3.0-8 L CP R15 UHM30 HX	7005-139605	3005-3.0-8 R CP R15 UHM30 HX	3.0	8	6	0.15	UHM 30 HX

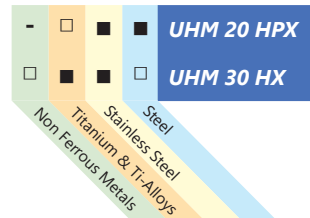


Type-CP
Chip Breaker



*c: maximal turning capacity
*d: maximal grooving capacity

Ideal Cutting Materials



- Preferred Application
- Possible Application
- Application Not Recommended




3006 Threading

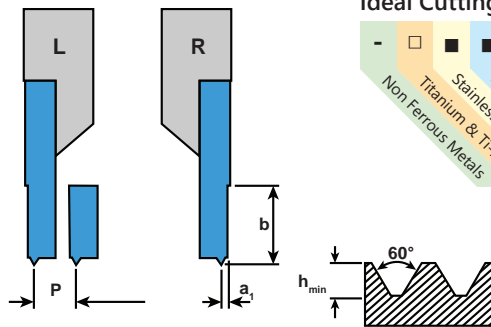
Profile: Full (Metric)
Geometry: Strengthened

Repeatability <20µm


Left Hand		Right Hand		Dimensions & Features							
Item No.	Description	Item No.	Description	ISO DIN13	NIHS 06-03	NIHS 06-02	P	h_{min}	a_1	b	Coating
Call For Details	3006-0.25-60 VP-S L UHM20 HPX	Call For Details	3006-0.25-60 VP-S R UHM20 HPX	M 1/1.2	M 1/1.2	S 1/S1.2	.25	.153	.16	8	UHM 20 HPX
Call For Details	3006-0.3-60 VP-S L UHM20 HPX	Call For Details	3006-0.3-60 VP-S R UHM20 HPX	-	M 1.4	S 1.4	.3	.184	.2	8	UHM 20 HPX
Call For Details	3006-0.35-60 VP-S L UHM20 HPX	Call For Details	3006-0.35-60 VP-S R UHM20 HPX	M 1.6	M 1.6/1.8	-	.35	.215	.23	8	UHM 20 HPX
Call For Details	3006-0.4-60 VP-S L UHM20 HPX	Call For Details	3006-0.4-60 VP-S R UHM20 HPX	M 2	M 2	-	.4	.245	.26	8	UHM 20 HPX
Call For Details	3006-0.45-60 VP-S L UHM20 HPX	Call For Details	3006-0.45-60 VP-S R UHM20 HPX	M 2.5	M 2.2/2.5	-	.45	.276	.29	8	UHM 20 HPX
Call For Details	3006-0.5-60 VP-S L UHM20 HPX	Call For Details	3006-0.5-60 VP-S R UHM20 HPX	M 3	M 3	-	.5	.307	.33	8	UHM 20 HPX
Call For Details	3006-0.6-60 VP-S L UHM20 HPX	Call For Details	3006-0.6-60 VP-S R UHM20 HPX	-	M 3.5	-	.6	.368	.39	8	UHM 20 HPX
Call For Details	3006-0.7-60 VP-S L UHM20 HPX	Call For Details	3006-0.7-60 VP-S R UHM20 HPX	M 4	M 4	-	.7	.429	.46	8	UHM 20 HPX
Call For Details	3006-0.75-60 VP-S L UHM20 HPX	Call For Details	3006-0.75-60 VP-S R UHM20 HPX	-	M 4.5	-	.75	.46	.49	8	UHM 20 HPX
Call For Details	3006-0.8-60 VP-S L UHM20 HPX	Call For Details	3006-0.8-60 VP-S R UHM20 HPX	M 5	M 5	-	.8	.491	.52	8	UHM 20 HPX
Call For Details	3006-1.0-60 VP-S L UHM20 HPX	Call For Details	3006-1.0-60 VP-S R UHM20 HPX	M 6/7	-	-	1.0	.613	.65	8	UHM 20 HPX
Call For Details	3006-1.25-60 VP-S L UHM20 HPX	Call For Details	3006-1.25-60 VP-S R UHM20 HPX	M 8/9	-	-	1.25	.767	.81	8	UHM 20 HPX
Call For Details	3006-1.5-60 VP-S L UHM20 HPX	Call For Details	3006-1.5-60 VP-S R UHM20 HPX	M 10/11	-	-	1.5	.92	.98	8	UHM 20 HPX
Call For Details	3006-1.75-60 VP-S L UHM20 HPX	Call For Details	3006-1.75-60 VP-S R UHM20 HPX	M 12	-	-	1.75	1.073	1.14	8	UHM 20 HPX
Call For Details	3006-2.0-60 VP-S L UHM20 HPX	Call For Details	3006-2.0-60 VP-S R UHM20 HPX	M 14/16	-	-	2.0	1.227	1.3	8	UHM 20 HPX



Full Profile Strengthened



Ideal Cutting Materials




- Preferred Application
- Possible Application
- Application Not Recommended



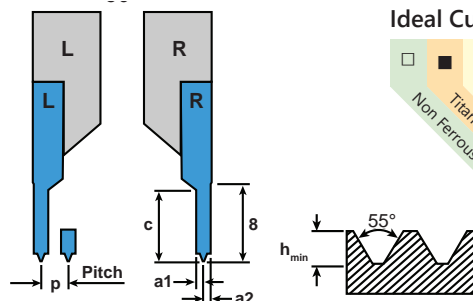
3006 Threading - Pipe Thread

Profile: Full

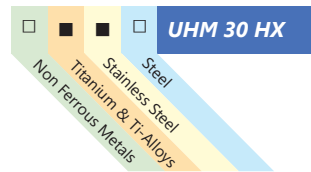
Left Hand		Right Hand		Dimensions & Features							
Item No.	Description	Item No.	Description	TPI	ANSI B1.1	p	h_{min}	a_1	a_2	c	Coating
Call For Details	3006-G 28 10-55 VP L UHM30 HX	Call For Details	3006-G 28 10-55 VP R UHM30 HX	28	1/8-1/16	0.907	.581	.5	.5	2.3	UHM 30 HX
7005-113928	3006-G 19 10-55 VP L UHM30 HX	7005-113906	3006-G 19 10-55 VP R UHM30 HX	19	1/4-3/8	1.337	.856	.74	.74	3.3	UHM 30 HX
Call For Details	3006-G 14 10-55 VP L UHM30 HX	Call For Details	3006-G 14 10-55 VP R UHM30 HX	14	1/2-7/8	1.814	1.162	1	1	4.5	UHM 30 HX
7005-113932	3006-G 11 10-55 VP L UHM30 HX	7005-113911	3006-G 11 10-55 VP R UHM30 HX	11	1-6	2.309	1.479	1.27	1.27	5	UHM 30 HX



Full Profile Pipe Thread



Ideal Cutting Materials




- Preferred Application
- Possible Application
- Application Not Recommended

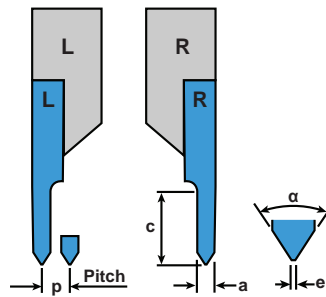


3006 Threading Profile: Partial

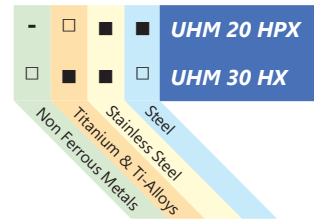
Left Hand		Right Hand		Dimensions & Features					
Item No.	Description	Item No.	Description	a	c	α	p	e	Coating
7005-148316	3006-2-6-60 L UHM20 HPX	7005-148314	3006-2-6-60 R UHM20 HPX	2	6	60	0.25-2.0	.035	UHM 20 HPX
7005-126779	3006-2-6-60 L UHM30 HX	7005-126776	3006-2-6-60 R UHM30 HX	2	6	60	0.25-2.0	.035	UHM 30 HX
Call For Details	3006-2-6-55 L UHM20 HPX	Call For Details	3006-2-6-55 R UHM20 HPX	2	6	55	0.25-2.0	.035	UHM 20 HPX
7005-139978	3006-2-6-55 L UHM30 HX	7005-139975	3006-2-6-55 R UHM30 HX	2	6	55	0.25-2.0	.035	UHM 30 HX
7005-148320	3006-3-10-60 L UHM20 HPX	7005-148318	3006-3-10-60 R UHM20 HPX	3	10	60	0.25-2.0	.035	UHM 20 HPX
7005-126785	3006-3-10-60 L UHM30 HX	7005-126782	3006-3-10-60 R UHM30 HX	3	10	60	0.25-2.0	.035	UHM 30 HX
Call For Details	3006-3-10-55 L UHM20 HPX	Call For Details	3006-3-10-55 R UHM20 HPX	3	10	55	0.25-2.0	.035	UHM 20 HPX
7005-139984	3006-3-10-55 L UHM30 HX	7005-139981	3006-3-10-55 R UHM30 HX	3	10	55	0.25-2.0	.035	UHM 30 HX



Partial Profile



Ideal Cutting Materials



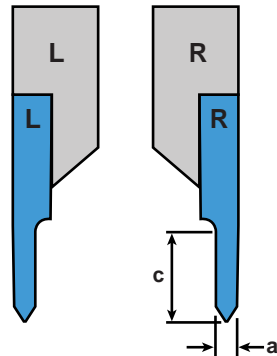

- Preferred Application
- Possible Application
- Application Not Recommended



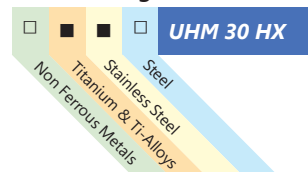
3012 Chamfering

Repeatability <20μm

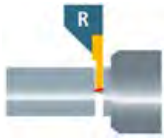
Left Hand		Right Hand		Dimensions & Features					
Item No.	Description	Item No.	Description	a	c	e	α	β	Coating
7005-113625	3012-2-6-60 L UHM30 HX	7005-113623	3012-2-6-60 R UHM30 HX	2	2	.035	60°	60°	UHM 30 HX
7005-113175	3012-2-10-45 L UHM30 HX	7005-113177	3012-2-10-45 R UHM30 HX	2	10	-	45°	90°	UHM 30 HX



Ideal Cutting Materials



- Preferred Application
- Possible Application
- Application Not Recommended

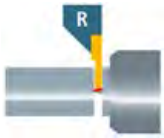
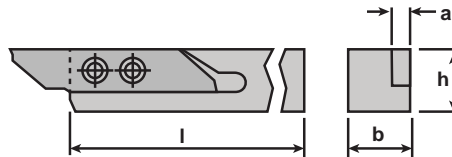


3000 Holder

Type: Standard
Coolant-Thru: None

Repeatability = R: ■ <20µm, ■ <50µm

Left Hand		Right Hand		Dimensions & Features				
Item No.	Description	Item No.	Description	R	b	h	l	a
7005-112738	3000-08x80 L	7005-112736	3000-08x80 R	■	8	8	80	3.5
7005-126600	3000-08x100 L	7005-125767	3000-08x100 R	■	8	8	100	3.5
7005-112739	3000-10x80 L	7005-112737	3000-10x80 R	■	10	10	80	3.5
7005-126601	3000-10x100 L	7005-125989	3000-10x100 R	■	10	10	100	3.5
7005-126602	3000-12x100 L	7005-125240	3000-12x100 R	■	12	12	100	3.5
7005-126603	3000-16x125 L	7005-125990	3000-16x125 R	■	16	16	125	3.5
7005-126604	3000-20x125 L	7005-125991	3000-20x125 R	■	20	20	125	3.5
7005-137150	3000-20x150 L	7005-137151	3000-20x150 R	■	20	20	150	3.5
7005-112741	3000-3/8"x80 L	7005-112740	3000-3/8"x80 R	■	.375"	.375"	80	3.5
7005-127392	3000-3/8"x100 L	7005-127393	3000-3/8"x100 R	■	.375"	.375"	100	3.5
7005-127390	3000-1/2"x100 L	7005-127391	3000-1/2"x100 R	■	.500"	.500"	100	3.5
7005-139761	3000-5/8"x125 L	7005-139760	3000-5/8"x125 R	■	.625"	.625"	125	3.5
7005-146545	3000-3/4"x125 L	7005-146544	3000-3/4"x125 R	■	.750"	.750"	125	3.5
Call For Details	3000 B-10x100 L	7005-125989	3000 B-10x100 R	■	10	10	100	3
Call For Details	3000 B-12x100 L	7005-125240	3000 B-12x100 R	■	12	12	100	3
Call For Details	3000 B-16x125 L	7005-125990	3000 B-16x125 R	■	16	16	125	3

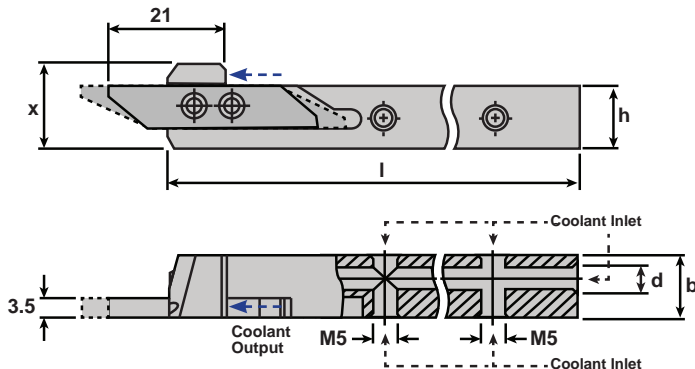


3000 Holder Coolant-Thru

Type: Standard
Coolant-Thru: Rear & Side Ports

Repeatability <10µm

Left Hand		Right Hand		Dimensions & Features					Coolant Fittings	
Item No.	Description	Item No.	Description	h	b	l	x	(d)	Side	Rear
7005-146053A	3000-08x100 L IC	7005-146039A	3000-08x100 R IC	8	12	100	12.2	M5	4005-000111	4005-000111
7005-146054A	3000-10x100 L IC	7005-146052A	3000-10x100 R IC	10	12	100	14	M5	4005-000111	4005-000111
7005-146055A	3000-12x100 L IC	7005-129797A	3000-12x100 R IC	12	12	100	16	M5	4005-000111	4005-000111
7005-146056A	3000-16x125 L IC	7005-146046A	3000-16x125 R IC	16	16	125	20	G 1/8"	4005-000111	4005-000104
7005-146058A	3000-20x125 L IC	7005-146057A	3000-20x125 R IC	20	20	125	24	G 1/8"	4005-000111	4005-000104
7005-146060A	3000-25x125 L IC	7005-146059A	3000-25x125 R IC	25	25	125	29	G 1/8"	4005-000111	4005-000104
7005-146061A	3000-3/8"x100 L IC	7005-146062A	3000-3/8"x100 R IC	.375"	.375"	100	13.5	M5	4005-000111	4005-000111
7005-129805A	3000-1/2"x100 L IC	7005-129802A	3000-1/2"x100 R IC	.500"	.500"	100	16.7	M5	4005-000111	4005-000111
7005-129806A	3000-5/8"x125 L IC	7005-129803A	3000-5/8"x125 R IC	.625"	.625"	125	19.9	G 1/8"	4005-000111	4005-000104
7005-129807A	3000-3/4"x125 L IC	7005-129804A	3000-3/4"x125 R IC	.750"	.750"	125	23	G 1/8"	4005-000111	4005-000104



4005-000111

Connects to side ports on ALL Shank sizes
0° Male Union - M5-0.8 to 1/4 JIC Flare Fitting
Included With All Coolant-Thru Shanks



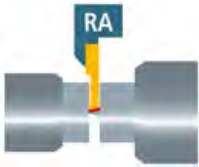
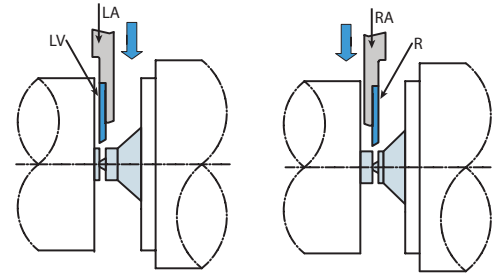
4005-000104

Connects to end port on 5/8" and larger shanks
0° Male Union - 1/8 BSPP to 1/4 JIC Flare Fitting
Fits Position (d) On Tool Holders
Sold Separately.

Features (5) connection ports for simple connection to your oil delivery system: (4) Side ports and (1) one end port making connection possible on most machine tool positions.

multidec® CUT 3000 Offset Shank & Insert Holders

Shifted holders enable the cutting of short parts by enabling the cutting edge to move closer to the guide bushing thus reducing the chance for deflection.

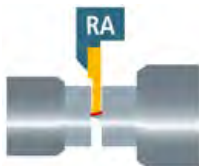
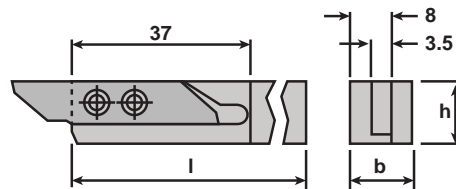


3000 Holder

Type: Offset Shank & Insert
Coolant-Thru: None

Repeatability <20µm

Left Hand		Right Hand		Dimensions		
Item No.	Description	Item No.	Description	b	h	l
7005-112743	3000-10x80 LA	7005-112742	3000-10x80 RA	10	10	80
7005-138860	3000-10x100 LA	7005-138858	3000-10x100 RA	10	10	100
7005-127929	3000-12x100 LA	7005-127927	3000-12x100 RA	12	12	100
7005-127930	3000-16x125 LA	7005-127928	3000-16x125 RA	16	16	125
7005-112745	3000-3/8"x80 LA	7005-112744	3000-3/8"x80 RA	.375"	.375"	80
7005-138411	3000-3/8"x100 LA	7005-138410	3000-3/8"x100 RA	.375"	.375"	100
7005-138413	3000-1/2"x100 LA	7005-138412	3000-1/2"x100 RA	.500"	.500"	100
7005-139763	3000-5/8"x125 LA	7005-139762	3000-5/8"x125 RA	.625"	.625"	125

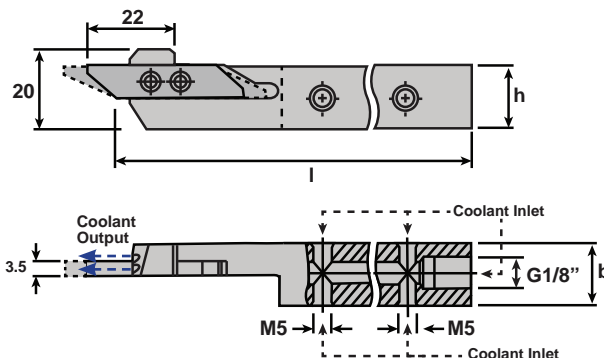


3000 Holder Coolant-Thru

Type: Offset Shank & Insert
Coolant-Thru: Rear & Side Ports

Repeatability <10µm

Left Hand		Right Hand		Dimensions			Rear Port	Side Ports
Item No.	Description	Item No.	Description	b	h	l	G1/8in	M5
7005-150276A	3000-16x125 LA IC	Call For Details	3000-16x125 RA IC	16	16	125	4005-000104	4005-000111
7005-150277A	3000-5/8"x125 LA IC	Call For Details	3000-5/8"x125 RA IC	.625"	.625"	125	4005-000104	4005-000111



4005-000111

Connects to side ports on ALL Shank sizes
0° Male Union - M5-0.8 to 1/4 JIC Flare Fitting
Included With All Coolant-Thru Shanks




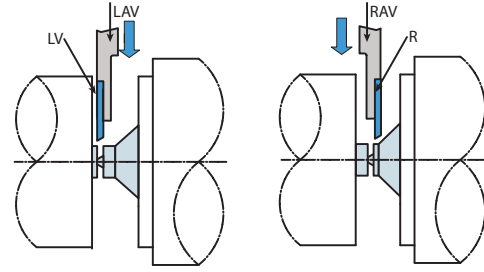
4005-000104

Connects to end port on 5/8" and larger shanks
0° Male Union - 1/8 BSPP to 1/4 JIC Flare Fitting
**Fits Position (d) On Tool Holders
Sold Separately.**

Features (5) connection ports for simple connection to your oil delivery system: (4) Side ports and (1) one end port making connection possible on most machine tool positions.

multidec®-CUT 3000 Offset Shank Holders

Offset holders include clearances for extended nose guide bushings or for subspindle/pickoff clearance thus providing an ideal cutoff situation in tough applications.


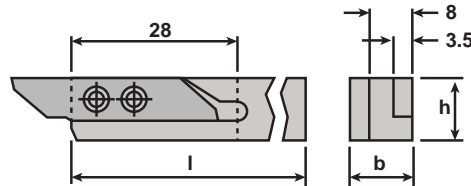


3000 Holder

Type: Offset Shank
Coolant-Thru: None

Repeatability <20µm

Left Hand		Right Hand		Dimensions		
Item No.	Description	Item No.	Description	b	h	l
7005-112747	3000-10x80 LAV	7005-112746	3000-10x80 RAV	10	10	80
7005-138842	3000-10x100 LAV	7005-138848	3000-10x100 RAV	10	10	100
7005-138843	3000-12x100 LAV	7005-138849	3000-12x100 RAV	12	12	100
7005-138844	3000-16x125 LAV	7005-138850	3000-16x125 RAV	16	16	125
7005-112749	3000-3/8"x80 LAV	7005-112748	3000-3/8"x80 RAV	.375"	.375"	80
7005-138869	3000-3/8"x100 LAV	7005-138868	3000-3/8"x100 RAV	.375"	.375"	100
7005-138871	3000-1/2"x100 LAV	7005-138870	3000-1/2"x100 RAV	.500"	.500"	100
7005-139768	3000-5/8"x125 LAV	7005-139764	3000-5/8"x125 RAV	.625"	.625"	125

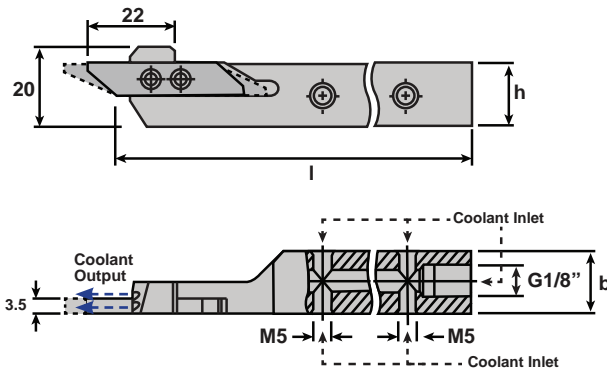


3000 Holder Coolant-Thru

Type: Offset Shank
Coolant-Thru: Rear & Side Ports

Repeatability <10µm

Left Hand		Right Hand		Dimensions			Rear Port	Side Ports
Item No.	Description	Item No.	Description	b	h	l	G1/8in	M5
7005-150279A	3000-16x125 LAV IC	7005-150281A	3000-16x125 RAV IC	16	16	125	4005-000104	4005-000111
Call For Details	3000-5/8"x125 LAV IC	Call For Details	3000-5/8"x125 RAV IC	.625"	.625"	125	4005-000104	4005-000111



4005-000111

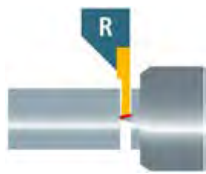
Connects to side ports on ALL Shank sizes
0° Male Union - M5-0.8 to 1/4 JIC Flare Fitting
Included With All Coolant-Thru Shanks



4005-000104

Connects to end port on 5/8" and larger shanks
0° Male Union - 1/8 BSPP to 1/4 JIC Flare Fitting
Fits Position (d) On Tool Holders
Sold Separately.

Features (5) connection ports for simple connection to your oil delivery system: (4) Side ports and (1) one end port making connection possible on most machine tool positions.



3000 Holder Combi

Type: Standard
Coolant-Thru: None

Repeatability <20µm

**Mount Inserts From
The Opposite Side**

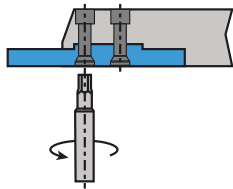
Left Hand		Right Hand		Dimensions			
Item No.	Description	Item No.	Description	b	h	l	a
7005-126605	3000-08x100 L C	7005-126195	3000-08x100 R C	8	8	100	3.5
7005-126606	3000-10x100 L C	7005-126155	3000-10x100 R C	10	10	100	3.5
7005-126607	3000-12x100 L C	7005-126156	3000-12x100 R C	12	12	100	3.5
7005-126608	3000-16x125 L C	7005-126157	3000-16x125 R C	16	16	125	3.5
7005-126609	3000-20x125 L C	7005-126158	3000-20x125 R C	20	20	125	3.5
7005-113088	3000-3/8"x100 L C	7005-113085	3000-3/8"x100 R C	.375"	.375"	100	3.5
7005-113089	3000-1/2"x100 L C	7005-113086	3000-1/2"x100 R C	.500"	.500"	100	3.5
7005-113090	3000-5/8"x125 L C	7005-113087	3000-5/8"x125 R C	.625"	.625"	125	3.5
7005-113892	3000-3/4"x125 L C	7005-113891	3000-3/4"x125 R C	.750"	.750"	125	3.5



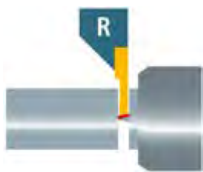
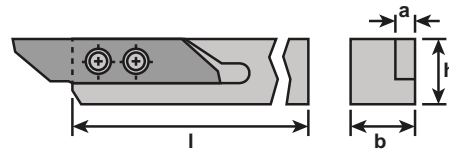
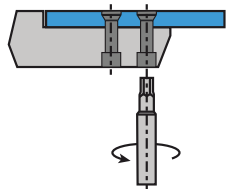
multidec®-CUT 3000...C Combi Holders

3000 Series Combi holders allow the insert fixing screws to be mounted from the opposite side of the holder using tapped bushings, making it easier to change inserts.

3000 Series Standard



3000 Series Combi



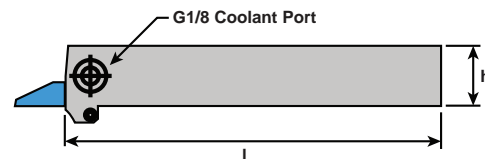
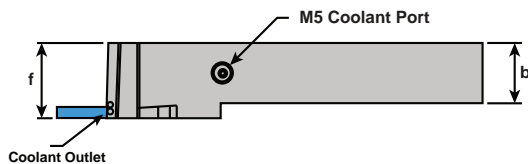
3000 Holder Coolant-Thru

Type: Standard
Coolant-Thru: Sides



**Coolant-Thru
For Lathe Tooling**

Left Hand		Right Hand		Dimensions				Coolant Fittings	
Item No.	Description	Item No.	Description	b	h	l	f	G1/8in	M5
Call For Details	3000 AK-16x125 L IC	Call For Details	3000 AK-16x125 R IC	16	16	125	20	4005-000104	4005-000111
Call For Details	3000 AK-20x125 L IC	Call For Details	3000 AK-20x125 R IC	20	20	125	25	4005-000104	4005-000111
Call For Details	3000 AK-25x125 L IC	Call For Details	3000 AK-25x125 R IC	25	25	125	32	4005-000104	4005-000111
Call For Details	3000 AK-5/8"x125 L IC	7005-153611	3000 AK-5/8"x125 R IC	5/8"	5/8"	125	20	4005-000104	4005-000111
Call For Details	3000 AK-3/4"x125 L IC	7005-153612	3000 AK-3/4"x125 R IC	3/4"	3/4"	125	25	4005-000104	4005-000111
Call For Details	3000 AK-1"x125 L IC	Call For Details	3000 AK-1"x125 R IC	1"	1"	125	32	4005-000104	4005-000111



multidec® SHORT

multidec® SHORT coolant-thru holders enable the use of multidec® turning inserts on commonly available quick change tooling systems. **multidec® 1600, 3000, ISO VC, & ISO VP** series inserts are currently available.



See Pg. 237 For Full Details

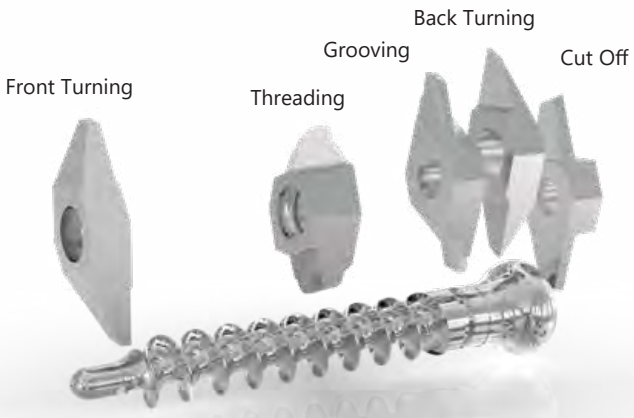
3000 Series Insert Shown

multidec® CUT 1600 Series



UTILIS multidec® 1600 Series Swiss Tools are designed for micro turning and grooving operations in Swiss-type CNC machines. Perfectly designed for the smallest of Swiss machines the 1600 series excels at work under .125" in diameter. Tough UHM30 grade carbide combined with a variety of coatings enhances tool life in tough materials typically machined in Swiss-type applications.

- Highly repeatable cutting edge
- .05mm to 2.75mm (.0019" - .1082") insert widths
- Micro grooving, front turning, back turning, micr threading, & cut off operations



Series	Operation
1602	Part Cut Off
1603	Front Turning
1604	Back Turning
1605	Groove & Turning
1606	Threading
1607	Full Radius Grooving
1610	Micro Grooving
1611	Axial Grooving
1612	Chamfering

- Preferred Application
- Possible Application
- Application Not Recommended

Series Operation	Designation	Description	Finish & Material Type			
			Roughing	Finishing	Micro Finishing	
1602 Series Cut Off	...02	Without chip breaker	□	■	■	
			□	■	■	
	...02 SC	With chip breaker	□	■	■	
			■	□	-	
	...02 SPT	With chip breaker for soft materials	□	■	■	
			□	■	■	
	...02 TOP	With "TOP" wiper	□	■	■	
			□	■	■	
	...02 SC TOP	With chip breaker & "TOP" wiper	■	■	■	
			■	□	-	
1603 Series Front Turning	...03	Without chip breaker	□	■	■	
			□	■	■	
	...03 SP	With chip breaker	□	■	■	
			■	■	■	
	...03 CP TOP	With chip breaker & "TOP" wiper	□	■	■	
			□	■	■	
	1604 Series Back Turning	...04 SP	Copy turning with chip breaker	□	■	■
				□	■	■
		...04 TOP	With "TOP" wiper	□	■	■
				■	■	■
...04 SP TOP	With chip breaker & "TOP" wiper	□	■	■		
		□	■	■		
1605 Series Groove & Turning	...05	Without chip breaker	■	■	■	
			□	■	■	
	...05 CP	With chip breaker	□	■	■	
			□	■	■	
1606 Series Threading	...06	Partial profile	-	-	■	
			-	-	■	
	...06 VP	Full profile	-	□	■	
			-	-	■	
1607 Series Full Radius Grooving	...07	Radius grooving	-	■	■	
			-	■	■	
	1610 Series	...10	Micro grooving	-	■	■
				-	■	■
1611 Series	...11	Axial grooving	-	■	■	
			-	■	■	
1612 Series	...12	Chamfering	-	■	■	
			-	■	■	

1610, 1611, 1612 Series Finish & Material Type Same as 1607 Series

Properties & Application Range of Coatings

Carbide		Uncoated	Standard Coatings				Special Coatings (on request)						
UTILIS-Code			SX	MZ	HX	HPX	HX-A/ HX-A+	TX	HLX	BX	DX-T	DX- HC	DX/DX+
Coating		-	TiN	TiN/ TiAlN	TiAlN/ AlTiN	TiAlN/ AlTiN	AlCrN	AlCrN	TiAlN WC/C	TiCN	DLC	Ta-C	Diamond
Coating Process		-	PVD	CVD	PVD	PVD	PVD	PVD	PVD	PVD	PVD	PVD	CVD
Materials (Category)													
Steel Non-Alloyed	(I)	■	■	■	■	■	■	□	-	■	-	-	-
Steel Low-Alloyed	(II)	□	■	■	■	■	■	□	-	■	-	-	-
Steel High-Alloyed	(III)	□	□	■	■	■	■	□	-	□	-	-	-
Titanium	(IV)	□	-	-	■	□	■	■	■	-	-	-	-
Stainless Steel	(V)	□	□	■	■	■	■	□	■	■	-	-	-
Stainless Steel	(VI)	□	□	■	■	■	■	□	■	□	-	-	-
Aluminum	(VII)	■	□	-	■	-	□	-	■	-	■	■	■
Brass	(VIII)	■	□	-	■	□	□	-	■	-	■	■	-
Synthetics Reinforced/Composites	(IX)	-	-	-	□	-	-	-	-	-	□	■	■
Hard Materials	>60 HRC	-	-	-	-	-	□	■	-	-	-	-	-


Coatings vs Material Type

Carbide												Cermet	Diamond	Materials
-	-	■	■	■	□	□	■	□	■	■	-	-	-	Steel
-	■	-	■	□	□	■	■	■	□	■	-	-	-	Stainless Steel
□	■	-	□	-	□	■	-	-	-	-	-	-	-	Titanium & Ti-Alloys
■	□	-	-	-	□	□	-	□	-	-	■	■	■	Non Ferrous Metals
UHM 10	UHM 10 HX	UHM 10 MZ	UHM 20 HPX	UHM 20 MZ	UHM 30	UHM 30 HX	UHM 30 MZ	UHM 30 SX	UCM 10	UCM 10 HX	UCVD 08	UPCD 15	UPCD 20	

■ Preferred Application
 □ Possible Application
 - Application Not Recommended

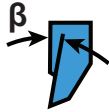


Insert Geometry & Chip Breakers



Type-SPT Chip Breaker - Cut-Off Inserts



The multidec® CUT3002 cut off inserts with type-SPT chip breaker feature a positive rake intended for use in soft and stringy materials. The SPT chip breaker comes in three different angles described by the product number suffix below.



SPT: 20° rake - Plastics like Nylon
SPT06: 6° rake - Good for Stainless
SPT12: 12° rake - Aluminum

Type-SC Chip Breaker - Cut-Off Inserts

Cut-off inserts armed with the type-SC chip breaker are ideal for hard materials. This chip breaker is quite universal, used in roughing, finishing, and micro finishing.




Type-SP Chip Breaker - Front & Back Turning Inserts

Front and back turning inserts with the type-SP chip breaker are ideal for finishing and micro finishing on materials such as aluminum, breaking up chips and preventing tight rolls from forming.

Type-CP Chip Breaker - Front & Back Turning, Grooving Inserts

When creating deep features during front turning, back turning, or grooving, the type-CP chip breaker is vital for chip removal. The sharp articulated geometry will peel chips away and keep features clear of material during finishing and micro finishing operations.

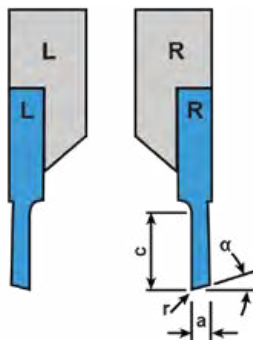





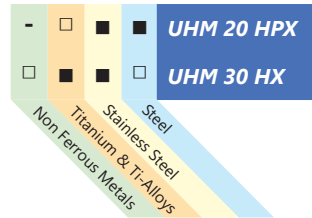
1602 Cut Off
Cut: Standard
Chip Breaker: None

Repeatability = R : ■ <10µm, ■ <20µm, ■ <50µm

Left Hand		Right Hand		Dimensions & Features					
Item No.	Description	Item No.	Description	R	a	c	α	r	Coating
7005-148423	1602-0.5-2.5 L G20 UHM20 HPX	7005-148425	1602-0.5-2.5 R G20 UHM20 HPX	■	.5	2.5	20°	0	UHM 20 HPX
7005-139201	1602-0.5-2.5 L G20 UHM30 HX	7005-139203	1602-0.5-2.5 R G20 UHM30 HX	■	.5	2.5	20°	0	UHM 30 HX
7005-148427	1602-0.8-5 L UHM20 HPX	7005-148429	1602-0.8-5 R UHM20 HPX	■	.8	5	15°	0	UHM 20 HPX
7005-139205	1602-0.8-5 L UHM30 HX	7005-139207	1602-0.8-5 R UHM30 HX	■	.8	5	15°	0	UHM 30 HX
7005-148431	1602-1.0-5 L UHM20 HPX	7005-148433	1602-1.0-5 R UHM20 HPX	■	1	5	15°	0	UHM 20 HPX
7005-139209	1602-1.0-5 L UHM30 HX	7005-139211	1602-1.0-5 R UHM30 HX	■	1	5	15°	0	UHM 30 HX
7005-148435	1602-1.2-5 L UHM20 HPX	7005-148437	1602-1.2-5 R UHM20 HPX	■	1.2	5	15°	0	UHM 20 HPX
7005-139213	1602-1.2-5 L UHM30 HX	7005-139215	1602-1.2-5 R UHM30 HX	■	1.2	5	15°	0	UHM 30 HX
7005-148439	1602-1.5-5 L UHM20 HPX	7005-148441	1602-1.5-5 R UHM20 HPX	■	1.5	5	15°	0	UHM 20 HPX
7005-139217	1602-1.5-5 L UHM30 HX	7005-139219	1602-1.5-5 R UHM30 HX	■	1.5	5	15°	0	UHM 30 HX
Call For Details	1602 B-1.0-5 L UHM20 HPX	Call For Details	1602 B-1.0-5 R UHM20 HPX	■	1	5	15°	0	UHM 20 HPX
Call For Details	1602 B-1.5-5 L UHM20 HPX	Call For Details	1602 B-1.5-5 R UHM20 HPX	■	1.5	5	15°	0	UHM 20 HPX



Ideal Cutting Materials



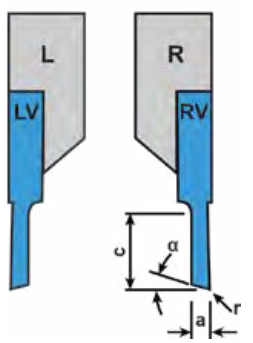

- Preferred Application
- Possible Application
- Application Not Recommended



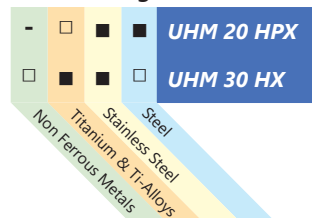
1602 Cut Off
Cut: Inverted
Chip Breaker: None

Repeatability = R : ■ <10µm, ■ <20µm, ■ <50µm

Left Hand		Right Hand		Dimensions & Features					
Item No.	Description	Item No.	Description	R	a	c	α	r	Coating
7005-148443	1602-0.5-2.5 LV G20 UHM20 HPX	7005-148445	1602-0.5-2.5 RV G20 UHM20 HPX	■	.5	2.5	20°	0	UHM 20 HPX
7005-139460	1602-0.5-2.5 LV G20 UHM30 HX	7005-139462	1602-0.5-2.5 RV G20 UHM30 HX	■	.5	2.5	20°	0	UHM 30 HX
7005-148447	1602-0.8-5 LV UHM20 HPX	7005-148449	1602-0.8-5 RV UHM20 HPX	■	.8	5	15°	0	UHM 20 HPX
7005-139464	1602-0.8-5 LV UHM30 HX	7005-139466	1602-0.8-5 RV UHM30 HX	■	.8	5	15°	0	UHM 30 HX
7005-148451	1602-1.0-5 LV UHM20 HPX	7005-148453	1602-1.0-5 RV UHM20 HPX	■	1	5	15°	0	UHM 20 HPX
7005-139468	1602-1.0-5 LV UHM30 HX	7005-139470	1602-1.0-5 RV UHM30 HX	■	1	5	15°	0	UHM 30 HX
7005-148455	1602-1.2-5 LV UHM20 HPX	7005-148457	1602-1.2-5 RV UHM20 HPX	■	1.2	5	15°	0	UHM 20 HPX
7005-139996	1602-1.2-5 LV UHM30 HX	7005-139472	1602-1.2-5 RV UHM30 HX	■	1.2	5	15°	0	UHM 30 HX
7005-148459	1602-1.5-5 LV UHM20 HPX	7005-148461	1602-1.5-5 RV UHM20 HPX	■	1.5	5	15°	0	UHM 20 HPX
7005-138014	1602-1.5-5 LV UHM30 HX	7005-139498	1602-1.5-5 RV UHM30 HX	■	1.5	5	15°	0	UHM 30 HX
Call For Details	1602 B-1.0-5 LV UHM20 HPX	Call For Details	1602 B-1.0-5 RV UHM20 HPX	■	1	5	15°	0	UHM 20 HPX
Call For Details	1602 B-1.5-5 LV UHM20 HPX	Call For Details	1602 B-1.5-5 RV UHM20 HPX	■	1.5	5	15°	0	UHM 20 HPX



Ideal Cutting Materials



- Preferred Application
- Possible Application
- Application Not Recommended



1602 Cut Off

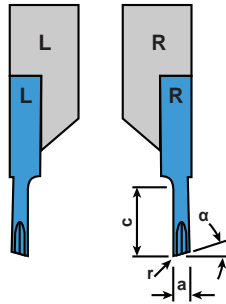
Cut: Standard
Chip Breaker: SC

Repeatability <20µm

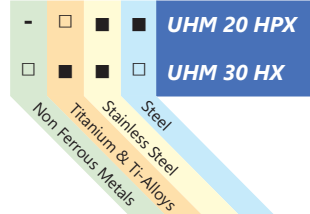
Left Hand		Right Hand		Dimensions & Features				
Item No.	Description	Item No.	Description	a	c	α	r	Coating
7005-148463	1602-1.5-5 L SC UHM20 HPX	7005-116964	1602-1.5-5 R SC UHM20 HPX	1.5	5	15°	0	UHM 20 HPX
7005-139782	1602-1.5-5 L SC UHM30 HX	7005-139784	1602-1.5-5 R SC UHM30 HX	1.5	5	15°	0	UHM 30 HX



Type-SC
Chip Breaker



Ideal Cutting Materials



- Preferred Application
- Possible Application
- Application Not Recommended



1602 Cut Off

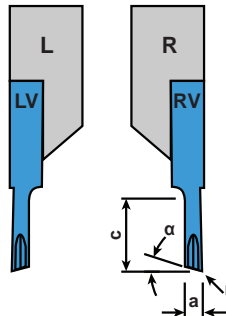
Cut: Inverted
Chip Breaker: SC

Repeatability <20µm

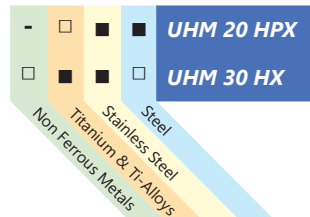
Left Hand		Right Hand		Dimensions & Features				
Item No.	Description	Item No.	Description	a	c	α	r	Coating
7005-148465	1602-1.5-5 LV SC UHM20 HPX	7005-148467	1602-1.5-5 RV SC UHM20 HPX	1.5	5	15°	0	UHM 20 HPX
7005-139474	1602-1.5-5 LV SC UHM30 HX	7005-139476	1602-1.5-5 RV SC UHM30 HX	1.5	5	15°	0	UHM 30 HX



Type-SC
Chip Breaker



Ideal Cutting Materials



- Preferred Application
- Possible Application
- Application Not Recommended




1602 Cut Off

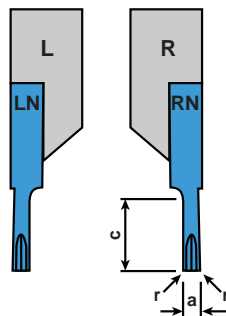
Cut: Neutral
Chip Breaker: SC

Repeatability <20µm

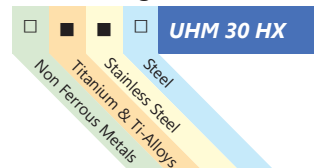
Left Hand		Right Hand		Dimensions & Features				
Item No.	Description	Item No.	Description	a	c	r	Coating	
7005-139478	1602-1.5-5 LN SC UHM30 HX	7005-139480	1602-1.5-5 RN SC UHM30 HX	1.5	5	0.05mm/.0019in	UHM 30 HX	



Type-SC
Chip Breaker



Ideal Cutting Materials



- Preferred Application
- Possible Application
- Application Not Recommended



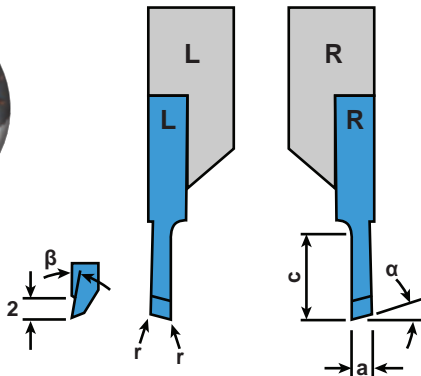
1602 Cut Off
Cut: Standard
Chip Breaker: SPT

Repeatability = R : ■ <10µm, ■ <20µm, ■ <50µm

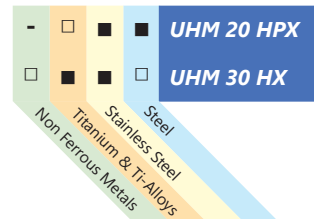
Left Hand		Right Hand		Dimensions & Features						
Item No.	Description	Item No.	Description	R	a	c	α	β	r	Coating
7005-139258	1602-0.5-2.5 L SPT G20 UHM30 HX	7005-139261	1602-0.5-2.5 R SPT G20 UHM30 HX	■	0.5	2.5	20°	20°	0	UHM 30 HX
7005-139263	1602-0.8-5 L SPT UHM30 HX	7005-139265	1602-0.8-5 R SPT UHM30 HX	■	0.8	5.0	15°	20°	0	UHM 30 HX
7005-139267	1602-1.0-5 L SPT UHM30 HX	7005-139269	1602-1.0-5 R SPT UHM30 HX	■	1.0	5.0	15°	20°	0	UHM 30 HX
7005-112751	1602-1.0-5 L SPT06 UHM20 HPX	7005-112755	1602-1.0-5 R SPT06 UHM20 HPX	■	1.0	5.0	15°	6°	.05	UHM 20 HPX
7005-112753	1602-1.0-5 L SPT12 UHM20 HPX	7005-112757	1602-1.0-5 R SPT12 UHM20 HPX	■	1.0	5.0	15°	12°	.05	UHM 20 HPX
7005-139271	1602-1.2-5 L SPT UHM30 HX	7005-139273	1602-1.2-5 R SPT UHM30 HX	■	1.2	5.0	15°	20°	0	UHM 30 HX
7005-139275	1602-1.5-5 L SPT UHM30 HX	7005-139277	1602-1.5-5 R SPT UHM30 HX	■	1.5	5.0	15°	20°	0	UHM 30 HX
7005-112759	1602-1.5-5 L SPT06 UHM20 HPX	7005-112763	1602-1.5-5 R SPT06 UHM20 HPX	■	1.5	5.0	15°	6°	.05	UHM 20 HPX
7005-112761	1602-1.5-5 L SPT12 UHM20 HPX	7005-112765	1602-1.5-5 R SPT12 UHM20 HPX	■	1.5	5.0	15°	12°	.05	UHM 20 HPX
Call For Details	1602 B-1.0-5 L SPT06 UHM20 HPX	Call For Details	1602 B-1.0-5 R SPT06 UHM20 HPX	■	1.0	5.0	15°	6°	.05	UHM 20 HPX
Call For Details	1602 B-1.5-5 L SPT06 UHM20 HPX	Call For Details	1602 B-1.5-5 R SPT06 UHM20 HPX	■	1.5	5.0	15°	6°	.05	UHM 20 HPX



Type-SPT
Chip Breaker



Ideal Cutting Materials



- Preferred Application
- Possible Application
- Application Not Recommended



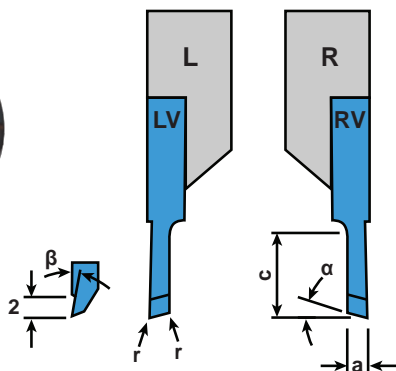
1602 Cut Off
Cut: Inverted
Chip Breaker: SPT

Repeatability = R : ■ <10µm, ■ <20µm, ■ <50µm

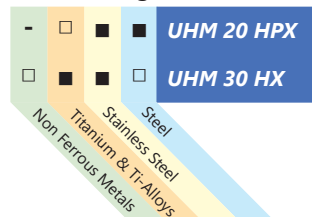
Left Hand		Right Hand		Dimensions & Features						
Item No.	Description	Item No.	Description	R	a	c	α	β	r	Coating
7005-139786	1602-0.5-2.5 LV SPT G20 UHM30 HX	7005-139788	1602-0.5-2.5 RV SPT G20 UHM30 HX	■	0.5	2.5	20°	20°	0	UHM 30 HX
7005-139790	1602-0.8-5 LV SPT UHM30 HX	7005-139792	1602-0.8-5 RV SPT UHM30 HX	■	0.8	5.0	15°	20°	0	UHM 30 HX
7005-139794	1602-1.0-5 LV SPT UHM30 HX	7005-139796	1602-1.0-5 RV SPT UHM30 HX	■	1.0	5.0	15°	20°	0	UHM 30 HX
7005-112767	1602-1.0-5 LV SPT06 UHM20 HPX	7005-112771	1602-1.0-5 RV SPT06 UHM20 HPX	■	1.0	5.0	15°	6°	.05	UHM 20 HPX
7005-112769	1602-1.0-5 LV SPT12 UHM20 HPX	7005-112773	1602-1.0-5 RV SPT12 UHM20 HPX	■	1.0	5.0	15°	12°	.05	UHM 20 HPX
7005-139798	1602-1.2-5 LV SPT UHM30 HX	7005-139800	1602-1.2-5 RV SPT UHM30 HX	■	1.2	5.0	15°	20°	0	UHM 30 HX
7005-139802	1602-1.5-5 LV SPT UHM30 HX	7005-139804	1602-1.5-5 RV SPT UHM30 HX	■	1.5	5.0	15°	20°	0	UHM 30 HX
7005-112775	1602-1.5-5 LV SPT06 UHM20 HPX	7005-112779	1602-1.5-5 RV SPT06 UHM20 HPX	■	1.5	5.0	15°	6°	.05	UHM 20 HPX
7005-112777	1602-1.5-5 LV SPT12 UHM20 HPX	7005-112781	1602-1.5-5 RV SPT12 UHM20 HPX	■	1.5	5.0	15°	12°	.05	UHM 20 HPX
Call For Details	1602 B-1.0-5 LV SPT06 UHM20 HPX	Call For Details	1602 B-1.0-5 RV SPT06 UHM20 HPX	■	1.0	5.0	15°	6°	.05	UHM 20 HPX
Call For Details	1602 B-1.5-5 LV SPT06 UHM20 HPX	Call For Details	1602 B-1.5-5 RV SPT06 UHM20 HPX	■	1.5	5.0	15°	6°	.05	UHM 20 HPX



Type-SPT
Chip Breaker



Ideal Cutting Materials



- Preferred Application
- Possible Application
- Application Not Recommended



1602 Cut Off

Cut: Neutral

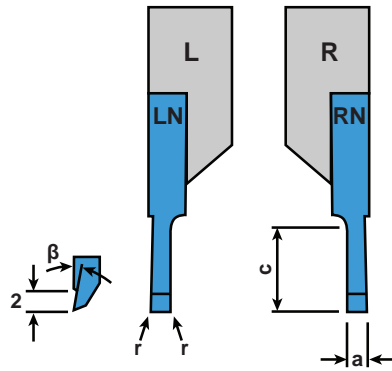
Chip Breaker: SPT

Repeatability = R: ■ <10μm, ■ <20μm, ■ <50μm

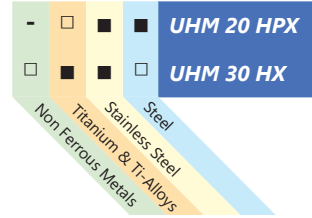
Left Hand		Right Hand		Dimensions & Features					
Item No.	Description	Item No.	Description	R	a	c	β	r	Coating
7005-139279	1602-0.5-2.5 LN SPT UHM30 HX	7005-139281	1602-0.5-2.5 RN SPT UHM30 HX	■	0.5	2.5	20°	.05	UHM 30 HX
7005-139283	1602-0.8-5 LN SPT UHM30 HX	7005-139285	1602-0.8-5 RN SPT UHM30 HX	■	0.8	5.0	20°	.05	UHM 30 HX
7005-139287	1602-1.0-5 LN SPT UHM30 HX	7005-139289	1602-1.0-5 RN SPT UHM30 HX	■	1.0	5.0	20°	.05	UHM 30 HX
7005-112783	1602-1.0-5 LN SPT06 UHM20 HPX	7005-112787	1602-1.0-5 RN SPT06 UHM20 HPX	■	1.0	5.0	6°	.05	UHM 20 HPX
7005-112785	1602-1.0-5 LN SPT12 UHM20 HPX	7005-112789	1602-1.0-5 RN SPT12 UHM20 HPX	■	1.0	5.0	12°	.05	UHM 20 HPX
7005-139291	1602-1.2-5 LN SPT UHM30 HX	7005-139293	1602-1.2-5 RN SPT UHM30 HX	■	1.2	5.0	20°	.05	UHM 30 HX
7005-139295	1602-1.5-5 LN SPT UHM30 HX	7005-139297	1602-1.5-5 RN SPT UHM30 HX	■	1.5	5.0	20°	.05	UHM 30 HX
7005-112791	1602-1.5-5 LN SPT06 UHM20 HPX	7005-112795	1602-1.5-5 RN SPT06 UHM20 HPX	■	1.5	5.0	6°	.05	UHM 20 HPX
7005-112793	1602-1.5-5 LN SPT12 UHM20 HPX	7005-112797	1602-1.5-5 RN SPT12 UHM20 HPX	■	1.5	5.0	12°	.05	UHM 20 HPX
Call For Details	1602 B-1.0-5 LN SPT06 UHM20 HPX	Call For Details	1602 B-1.0-5 RN SPT06 UHM20 HPX	■	1.0	5.0	6°	.05	UHM 20 HPX
Call For Details	1602 B-1.5-5 LN SPT06 UHM20 HPX	Call For Details	1602 B-1.5-5 RN SPT06 UHM20 HPX	■	1.5	5.0	6°	.05	UHM 20 HPX



Type-SPT
Chip Breaker



Ideal Cutting Materials



- Preferred Application
- Possible Application
- Application Not Recommended



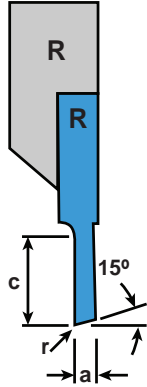
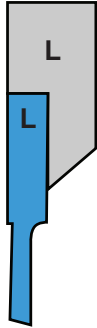
1602 Cut Off
Cut: Standard
Geometry: TOP Wiper

Repeatability <20µm

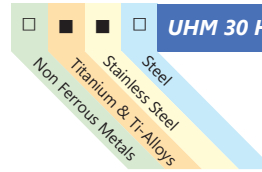
Left Hand		Right Hand		Dimensions & Features				
Item No.	Description	Item No.	Description	a	c	β	r	Coating
7005-129717	1602-1.5-5 L TOP 008 UHM30 HX	7005-129719	1602-1.5-5 R TOP 008 UHM30 HX	1.5	5	1.5°	0	UHM 30 HX



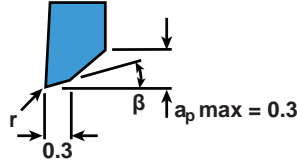
TOP Wiper



Ideal Cutting Materials




- Preferred Application
- Possible Application
- Application Not Recommended



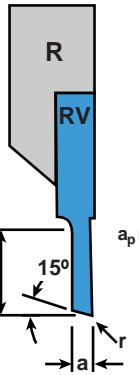
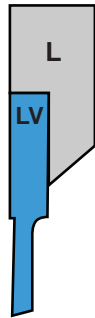
1602 Cut Off
Cut: Inverted
Geometry: TOP Wiper

Repeatability <20µm

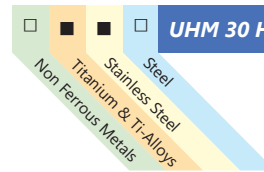
Left Hand		Right Hand		Dimensions & Features				
Item No.	Description	Item No.	Description	a	c	β	r	Coating
7005-129721	1602-1.5-5 LV TOP 008 UHM30 HX	7005-129723	1602-1.5-5 RV TOP 008 UHM30 HX	1.5	5	1.5°	.08mm/.0031in	UHM 30 HX



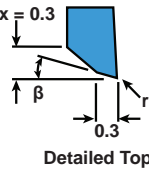
TOP Wiper



Ideal Cutting Materials




- Preferred Application
- Possible Application
- Application Not Recommended



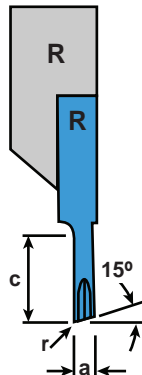
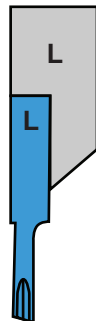
1602 Cut Off
Cut: Standard
Geometry: TOP Wiper With SC Chip Breaker

Repeatability <20µm

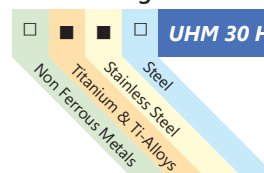
Left Hand		Right Hand		Dimensions & Features				
Item No.	Description	Item No.	Description	a	c	β	r	Coating
7005-129725	1602-1.5-5 L SC TOP 008 UHM30 HX	7005-129727	1602-1.5-5 R SC TOP 008 UHM30 HX	1.5	5	1.5°	.08mm/.0031in	UHM 30 HX



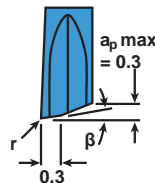
TOP Wiper
Type-SC Chip Breaker



Ideal Cutting Materials



- Preferred Application
- Possible Application
- Application Not Recommended





1602 Cut Off

Cut: Inverted

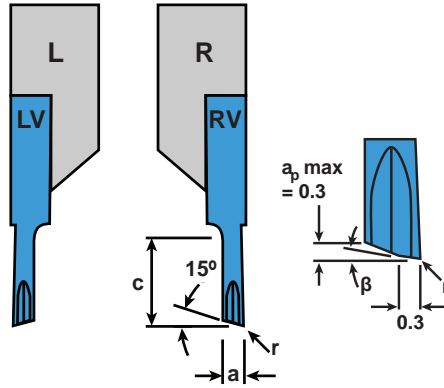
Geometry: TOP Wiper And SC Chip Breaker

Repeatability <20µm

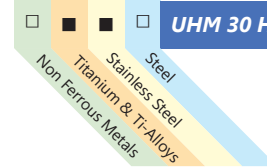
Left Hand		Right Hand		Dimensions & Features				
Item No.	Description	Item No.	Description	a	c	β	r	Coating
7005-129729	1602-1.5-5 LV SC TOP 008 UHM30 HX	7005-129731	1602-1.5-5 RV SC TOP 008 UHM30 HX	1.5	5	1.5°	.08mm/.0031in	UHM 30 HX



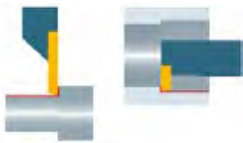
TOP Wiper
Type-SC Chip Breaker



Ideal Cutting Materials



- Preferred Application
- Possible Application
- Application Not Recommended



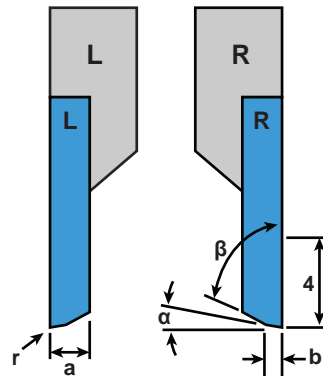

1603 Front Turn

Cut: Standard

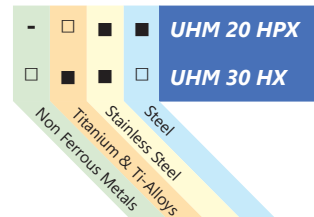
Chip Breaker: None

Repeatability = R : ■ <20µm, ■ <50µm

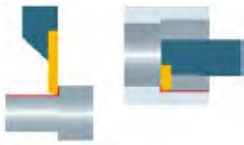
Left Hand		Right Hand		Dimensions & Features						
Item No.	Description	Item No.	Description	R	a	b	α	β	r	Coating
7005-147984	1603-3.0-4 L UHM20 HPX	7005-148471	1603-3.0-4 R UHM20 HPX	■	3	1	3°	70°	0	UHM 20 HPX
7005-124048	1603-3.0-4 L UHM30 HX	7005-123877	1603-3.0-4 R UHM30 HX	■	3	1	3°	70°	0	UHM 30 HX
Call For Details	1603-3.0-5 L 55008 UHM20 HPX	7005-153511	1603-3.0-5 R 55008 UHM20 HPX	■	3	-	-	55°	.08	UHM 20 HPX
Call For Details	1603-3.0-5 L 55008 UHM30 HX	Call For Details	1603-3.0-5 R 55008 UHM30 HX	■	3	-	-	55°	.08	UHM 30 HX
Call For Details	1603-3.0-5 L 55015 UHM20 HPX	Call For Details	1603-3.0-5 R 55015 UHM20 HPX	■	3	-	-	55°	.15	UHM 20 HPX
Call For Details	1603-3.0-5 L 55015 UHM30 HX	Call For Details	1603-3.0-5 R 55015 UHM30 HX	■	3	-	-	55°	.15	UHM 30 HX
Call For Details	1603-3.0-5 L 35008 UHM20 HPX	Call For Details	1603-3.0-5 R 35008 UHM20 HPX	■	3	-	-	35°	.08	UHM 20 HPX
Call For Details	1603-3.0-5 L 35008 UHM30 HX	Call For Details	1603-3.0-5 R 35008 UHM30 HX	■	3	-	-	35°	.08	UHM 30 HX
Call For Details	1603-3.0-5 L 35015 UHM20 HPX	Call For Details	1603-3.0-5 R 35015 UHM20 HPX	■	3	-	-	35°	.15	UHM 20 HPX
Call For Details	1603-3.0-5 L 35015 UHM30 HX	7005-153489	1603-3.0-5 R 35015 UHM30 HX	■	3	-	-	35°	.15	UHM 30 HX
Call For Details	1603 B-3.0-4 L UHM20 HPX	Call For Details	1603 B-3.0-4 R UHM20 HPX	■	3	1	3°	70°	0	UHM 20 HPX



Ideal Cutting Materials



- Preferred Application
- Possible Application
- Application Not Recommended




1603 Front Turn

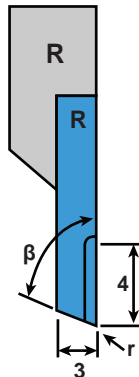
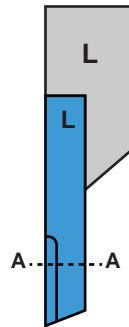
Cut: Standard
Chip Breaker: SP

Repeatability <20µm

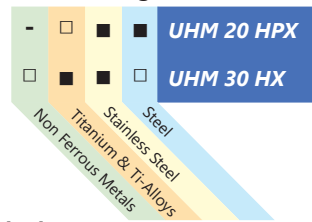
Left Hand		Right Hand		Dimensions & Features			
Item No.	Description	Item No.	Description	a	β	r	Coating
7005-148473	1603-3.0-4 L SP U55003 UHM20 HPX	7005-148475	1603-3.0-4 R SP U55003 UHM20 HPX	3	55°	.03	UHM 20 HPX
7005-139664	1603-3.0-4 L SP U55003 UHM30 HX	7005-139666	1603-3.0-4 R SP U55003 UHM30 HX	3	55°	.03	UHM 30 HX
Call For Details	1603-3.0-4 L SP U55008 UHM20 HPX	7005-153557	1603-3.0-4 R SP U55008 UHM20 HPX	3	55°	.08	UHM 20 HPX
Call For Details	1603-3.0-4 L SP U55008 UHM30 HX	Call For Details	1603-3.0-4 R SP U55008 UHM30 HX	3	55°	.08	UHM 30 HX
Call For Details	1603-3.0-4 L SP U55015 UHM20 HPX	Call For Details	1603-3.0-4 R SP U55015 UHM20 HPX	3	55°	.15	UHM 20 HPX
Call For Details	1603-3.0-4 L SP U55015 UHM30 HX	Call For Details	1603-3.0-4 R SP U55015 UHM30 HX	3	55°	.15	UHM 30 HX
Call For Details	1603-3.0-4 L SP U35003 UHM20 HPX	7005-153531	1603-3.0-4 R SP U35003 UHM20 HPX	3	35°	.03	UHM 20 HPX
Call For Details	1603-3.0-4 L SP U35003 UHM30 HX	Call For Details	1603-3.0-4 R SP U35003 UHM30 HX	3	35°	.03	UHM 30 HX
Call For Details	1603-3.0-4 L SP U35008 UHM20 HPX	Call For Details	1603-3.0-4 R SP U35008 UHM20 HPX	3	35°	.08	UHM 20 HPX
Call For Details	1603-3.0-4 L SP U35008 UHM30 HX	Call For Details	1603-3.0-4 R SP U35008 UHM30 HX	3	35°	.08	UHM 30 HX
Call For Details	1603-3.0-4 L SP U35015 UHM20 HPX	Call For Details	1603-3.0-4 R SP U35015 UHM20 HPX	3	35°	.15	UHM 20 HPX
7005-153553	1603-3.0-4 L SP U35015 UHM30 HX	Call For Details	1603-3.0-4 R SP U35015 UHM30 HX	3	35°	.15	UHM 30 HX



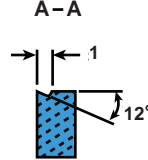
Type-SP
Chip Breaker



Ideal Cutting Materials



- Preferred Application
- Possible Application
- Application Not Recommended




1603 Front Turn

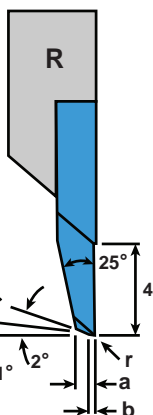
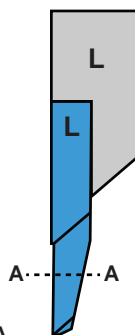
Cut: Standard
Geometry: TOP Wiper And CP Chip Breaker

Repeatability <20µm

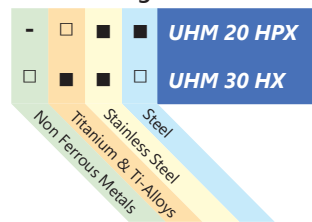
Left Hand		Right Hand		Dimensions & Features			
Item No.	Description	Item No.	Description	a	b	r	Coating
7005-139299	1603-3.0-3.5 L CP TOP ZZ UHM30 HX	7005-139301	1603-3.0-3.5 R CP TOP ZZ UHM30 HX	0.8	0.2	-	UHM 30 HX
7005-148477	1603-3.0-3.5 L CP TOP 003 UHM20 HPX	7005-148479	1603-3.0-3.5 R CP TOP 003 UHM20 HPX	0.8	0.2	.03	UHM 20 HPX
7005-139303	1603-3.0-3.5 L CP TOP 003 UHM30 HX	7005-139305	1603-3.0-3.5 R CP TOP 003 UHM30 HX	0.8	0.2	.03	UHM 30 HX



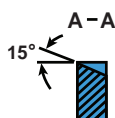
TOP Wiper
CP Chip Breaker




Ideal Cutting Materials



- Preferred Application
- Possible Application
- Application Not Recommended





1604 Profile Turning

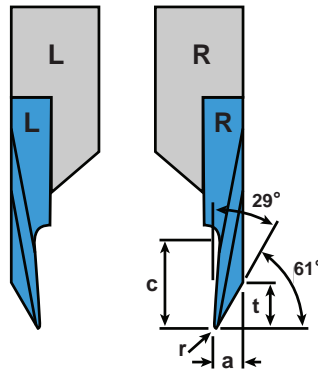
Cut: Standard
Chip Breaker: SP

Repeatability <20µm

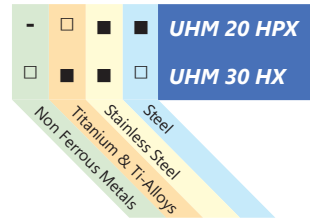
Left Hand		Right Hand		Dimensions & Features				
Item No.	Description	Item No.	Description	a	c	r	t	Coating
7005-148489	1604-1.25-2-3 L SP29005 UHM20 HPX	7005-148491	1604-1.25-2-3 R SP29005 UHM20 HPX	1.25	2.5	.05	2	UHM 20 HPX
7005-139307	1604-1.25-2-3 L SP29005 UHM30 HX	7005-139309	1604-1.25-2-3 R SP29005 UHM30 HX	1.25	2.5	.05	2	UHM 30 HX
7005-148493	1604-2.5-4-5 L SP29005 UHM20 HPX	7005-148495	1604-2.5-4-5 R SP29005 UHM20 HPX	2.5	5	.05	4	UHM 20 HPX
7005-139736	1604-2.5-4-5 L SP29005 UHM30 HX	7005-139738	1604-2.5-4-5 R SP29005 UHM30 HX	2.5	5	.05	4	UHM 30 HX
7005-148497	1604-2.5-4-5 L SP29015 UHM20 HPX	7005-147067	1604-2.5-4-5 R SP29015 UHM20 HPX	2.5	5	.15	4	UHM 20 HPX
7005-139311	1604-2.5-4-5 L SP29015 UHM30 HX	7005-138004	1604-2.5-4-5 R SP29015 UHM30 HX	2.5	5	.15	4	UHM 30 HX




Type-SP
Chip Breaker



Ideal Cutting Materials



- Preferred Application
- Possible Application
- Application Not Recommended



1604 Profile Turning

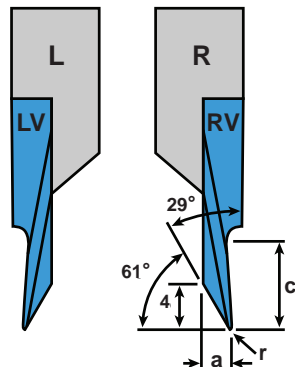
Cut: Inverted
Chip Breaker: SP

Repeatability <20µm

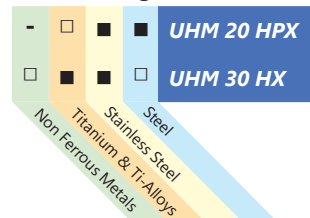
Left Hand		Right Hand		Dimensions & Features			
Item No.	Description	Item No.	Description	a	c	r	Coating
7005-148481	1604-2.5-4-5 LV SP29005 UHM20 HPX	7005-148483	1604-2.5-4-5 RV SP29005 UHM20 HPX	2.5	5	.05	UHM 20 HPX
7005-139668	1604-2.5-4-5 LV SP29005 UHM30 HX	7005-139670	1604-2.5-4-5 RV SP29005 UHM30 HX	2.5	5	.05	UHM 30 HX
7005-148485	1604-2.5-4-5 LV SP29015 UHM20 HPX	7005-148487	1604-2.5-4-5 RV SP29015 UHM20 HPX	2.5	5	.15	UHM 20 HPX
7005-139740	1604-2.5-4-5 LV SP29015 UHM30 HX	7005-139742	1604-2.5-4-5 RV SP29015 UHM30 HX	2.5	5	.15	UHM 30 HX



Type-SP
Chip breaker



Ideal Cutting Materials



- Preferred Application
- Possible Application
- Application Not Recommended




1604 Back Turning

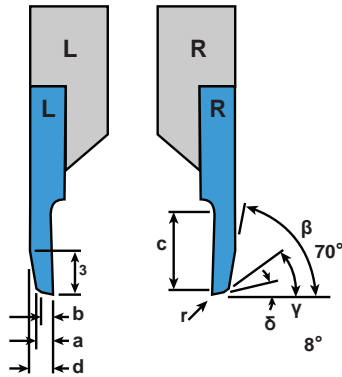
Cut: Standard
Geometry: TOP Wiper

Repeatability = R : ■ <20μm, ■ <50μm

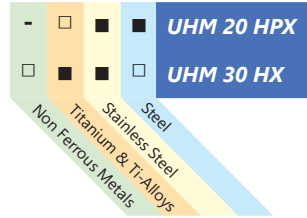
Left Hand		Right Hand		Dimensions & Features							
Item No.	Description	Item No.	Description	R	a	b	c	d	r	δ	Coating
7005-148499	1604-0.15-2 L TOP ZZ UHM20 HPX	7005-148501	1604-0.15-2 R TOP ZZ UHM20 HPX	■	.15	.05	2	1	0	0	UHM 20 HPX
7005-113833	1604-0.15-2 L TOP ZZ UHM30 HX	7005-113835	1604-0.15-2 R TOP ZZ UHM30 HX	■	.15	.05	2	1	0	0	UHM 30 HX
7005-148503	1604-0.2-2 L TOP 008 UHM20 HPX	7005-148505	1604-0.2-2 R TOP 008 UHM20 HPX	■	.25	.15	2	1	.08	0	UHM 20 HPX
7005-113081	1604-0.2-2 L TOP 008 UHM30 HX	7005-113082	1604-0.2-2 R TOP 008 UHM30 HX	■	.25	.15	2	1	.08	0	UHM 30 HX
7005-148507	1604-0.4-4 L TOP 008 UHM20 HPX	7005-148509	1604-0.4-4 R TOP 008 UHM20 HPX	■	0.4	.15	4	1.6	.08	0	UHM 20 HPX
7005-139430	1604-0.4-4 L TOP 008 UHM30 HX	7005-139432	1604-0.4-4 R TOP 008 UHM30 HX	■	0.4	.15	4	1.6	.08	0	UHM 30 HX
7005-148511	1604-0.8-4 L TOP 008 UHM20 HPX	7005-148513	1604-0.8-4 R TOP 008 UHM20 HPX	■	0.8	.15	4	2	.08	0	UHM 20 HPX
7005-123878	1604-0.8-4 L TOP 008 UHM30 HX	7005-124049	1604-0.8-4 R TOP 008 UHM30 HX	■	0.8	.15	4	2	.08	0	UHM 30 HX
7005-148515	1604-1.2-4 L TOP ZZ UHM20 HPX	7005-147161	1604-1.2-4 R TOP ZZ UHM20 HPX	■	1.2	.5	4	2.4	0	1°	UHM 20 HPX
7005-124050	1604-1.2-4 L TOP ZZ UHM30 HX	7005-124051	1604-1.2-4 R TOP ZZ UHM30 HX	■	1.2	.5	4	2.4	0	1°	UHM 30 HX
Call For Details	1604 B-0.8-4 L TOP 008 UHM20 HPX	Call For Details	1604 B-0.8-4 R TOP 008 UHM20 HPX	■	0.8	.15	4	2	.08	0	UHM 20 HPX
Call For Details	1604 B-1.2-4 L TOP ZZ UHM20 HPX	Call For Details	1604 B-1.2-4 R TOP ZZ UHM20 HPX	■	1.2	.5	4	2.4	0	1°	UHM 20 HPX



TOP Wiper



Ideal Cutting Materials



- Preferred Application
- Possible Application
- Application Not Recommended




1604 Back Turning

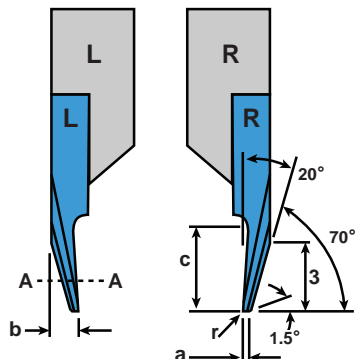
Cut: Standard
Geometry: TOP Wiper And SP Chip Breaker

Repeatability <20μm

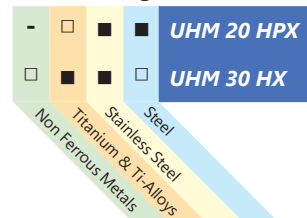
Left Hand		Right Hand		Dimensions & Features				
Item No.	Description	Item No.	Description	a	b	c	r	Coating
7005-148517	1604-1.5-3 L SP TOP 20ZZ UHM20 HPX	7005-148519	1604-1.5-3 R SP TOP 20ZZ UHM20 HPX	0.3	1.5	3	0	UHM 20 HPX
Call For Details	1604-1.5-3 L SP TOP 20ZZ UHM30 HX	Call For Details	1604-1.5-3 R SP TOP 20ZZ UHM30 HX	0.3	1.5	3	0	UHM30 HX
7005-148521	1604-1.5-3 L SP TOP 20005 UHM20 HPX	7005-147163	1604-1.5-3 R SP TOP 20005 UHM20 HPX	0.3	1.5	3	.05	UHM 20 HPX
Call For Details	1604-1.5-3 L SP TOP 20005 UHM30 HX	Call For Details	1604-1.5-3 R SP TOP 20005 UHM30 HX	0.3	1.5	3	.05	UHM30 HX



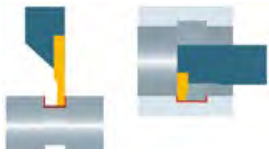
TOP Wiper
SP Chip Breaker



Ideal Cutting Materials



- Preferred Application
- Possible Application
- Application Not Recommended

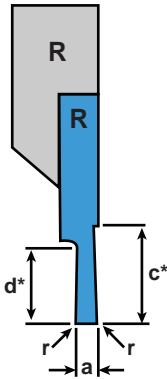
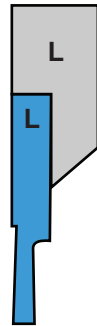


1605 Groove and Turn

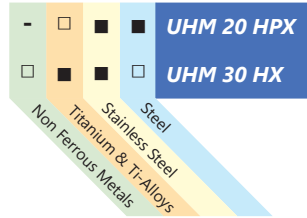
Cut: Standard
Geometry: None

Repeatability = R: ■ <20µm, ■ <50µm

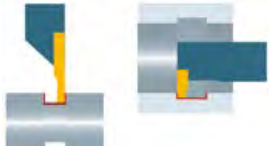
Left Hand		Right Hand		Dimensions & Features					
Item No.	Description	Item No.	Description	R	a	c	d	r	Coating
7005-148523	1605-0.5-1.5 L UHM20 HPX	7005-148525	1605-0.5-1.5 R UHM20 HPX	■	.5	1.5	1.5	.05mm/.0019in	UHM 20 HPX
7005-139317	1605-0.5-1.5 L UHM30 HX	7005-139319	1605-0.5-1.5 R UHM30 HX	■	.5	1.5	1.5	.05mm/.0019in	UHM 30 HX
7005-147597	1605-1.0-2.5 L UHM20 HPX	7005-148527	1605-1.0-2.5 R UHM20 HPX	■	1	2.5	2.5	.05mm/.0019in	UHM 20 HPX
7005-139321	1605-1.0-2.5 L UHM30 HX	7005-139323	1605-1.0-2.5 R UHM30 HX	■	1	2.5	2.5	.05mm/.0019in	UHM 30 HX
7005-148529	1605-1.5-3 L UHM20 HPX	7005-148531	1605-1.5-3 R UHM20 HPX	■	1.5	3	3	.05mm/.0019in	UHM 20 HPX
7005-139325	1605-1.5-3 L UHM30 HX	7005-139327	1605-1.5-3 R UHM30 HX	■	1.5	3	3	.05mm/.0019in	UHM 30 HX
Call For Details	1605 B-1.0-2.5 L UHM20 HPX	Call For Details	1605 B-1.0-2.5 R UHM20 HPX	■	1	2.5	2.5	.05mm/.0019in	UHM 20 HPX
Call For Details	1605 B-1.5-3 L UHM20 HPX	Call For Details	1605 B-1.5-3 R UHM20 HPX	■	1.5	3	3	.05mm/.0019in	UHM 20 HPX



Ideal Cutting Materials



*c: maximal turning capacity
*d: maximal grooving capacity

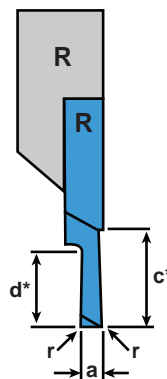
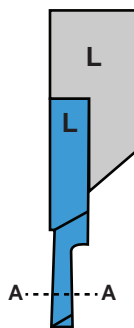



1605 Groove and Turn

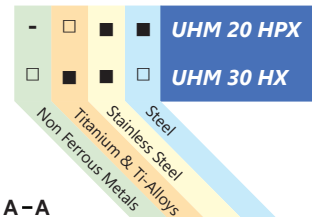
Cut: Standard
Geometry: CP Chip Breaker

Repeatability <20µm

Left Hand		Right Hand		Dimensions & Features					
Item No.	Description	Item No.	Description	a	c	d	r	Coating	
7005-148533	1605-0.8-2.5 L CP UHM20 HPX	7005-148535	1605-0.8-2.5 R CP UHM20 HPX	.8	2.5	2.5	0	UHM 20 HPX	
7005-139329	1605-0.8-2.5 L CP UHM30 HX	7005-139331	1605-0.8-2.5 R CP UHM30 HX	.8	2.5	2.5	0	UHM 30 HX	
7005-148537	1605-1.0-3.5 L CP UHM20 HPX	7005-148541	1605-1.0-3.5 R CP UHM20 HPX	1	3.5	3.5	0	UHM 20 HPX	
7005-124053	1605-1.0-3.5 L CP UHM30 HX	7005-123024	1605-1.0-3.5 R CP UHM30 HX	1	3.5	3.5	0	UHM 30 HX	
7005-148539	1605-1.0-3.5 L CP R05 UHM20 HPX	7005-148543	1605-1.0-3.5 R CP R05 UHM20 HPX	1	3.5	3.5	.05mm/.0019in	UHM 20 HPX	
7005-113020	1605-1.0-3.5 L CP R05 UHM30 HX	7005-113022	1605-1.0-3.5 R CP R05 UHM30 HX	1	3.5	3.5	.05mm/.0019in	UHM 30 HX	
7005-148545	1605-1.5-3.5 L CP UHM20 HPX	7005-148549	1605-1.5-3.5 R CP UHM20 HPX	1.5	3.5	3.5	0	UHM 20 HPX	
7005-123899	1605-1.5-3.5 L CP UHM30 HX	7005-123084	1605-1.5-3.5 R CP UHM30 HX	1.5	3.5	3.5	0	UHM 30 HX	
7005-148547	1605-1.5-3.5 L CP R08 UHM20 HPX	7005-148551	1605-1.5-3.5 R CP R08 UHM20 HPX	1.5	3.5	3.5	.08mm/.0031in	UHM 20 HPX	
7005-113024	1605-1.5-3.5 L CP R08 UHM30 HX	7005-113026	1605-1.5-3.5 R CP R08 UHM30 HX	1.5	3.5	3.5	.08mm/.0031in	UHM 30 HX	
7005-148553	1605-2.0-3.5 L CP UHM20 HPX	7005-148557	1605-2.0-3.5 R CP UHM20 HPX	2	3.5	3.5	0	UHM 20 HPX	
7005-124056	1605-2.0-3.5 L CP UHM30 HX	7005-121985	1605-2.0-3.5 R CP UHM30 HX	2	3.5	3.5	0	UHM 30 HX	
7005-148555	1605-2.0-3.5 L CP R08 UHM20 HPX	7005-147676	1605-2.0-3.5 R CP R08 UHM20 HPX	2	3.5	3.5	.08mm/.0031in	UHM 20 HPX	
7005-113028	1605-2.0-3.5 L CP R08 UHM30 HX	7005-113030	1605-2.0-3.5 R CP R08 UHM30 HX	2	3.5	3.5	.08mm/.0031in	UHM 30 HX	



Ideal Cutting Materials



*c: maximal turning capacity
*d: maximal grooving capacity




1606 Threading - UNC & UNF

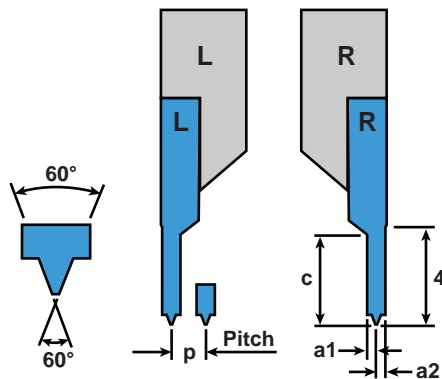
Profile: Full

Left Hand		Dimensions & Features											
Item No.	Description	TPI	p	a ₁	a ₂	c	Coating	UN	UNC	UNF	UNEF	UNS	UNR
7005-114226	1606-80 UN 60 VP L UHM30 HX	80	0.317	0.22	0.17	-	UHM 30 HX			■			
7005-114230	1606-72 UN 60 VP L UHM30 HX	72	0.353	0.25	0.19	-	UHM 30 HX			■			
7005-114001	1606-64 UN 60 VP L UHM30 HX	64	0.397	0.3	0.22	-	UHM 30 HX		■	■			
7005-114202	1606-56 UN 60 VP L UHM30 HX	56	0.453	0.32	0.25	-	UHM 30 HX		■	■		■	
7005-114206	1606-48 UN 60 VP L UHM30 HX	48	0.529	0.29	0.29	1.4	UHM 30 HX		■	■		■	
7005-114246	1606-44 UN 60 VP L UHM30 HX	44	0.577	0.32	0.32	1.4	UHM 30 HX			■			
7005-114210	1606-40 UN 60 VP L UHM30 HX	40	0.635	0.35	0.35	1.8	UHM 30 HX		■	■		■	
7005-114254	1606-36 UN 60 VP L UHM30 HX	36	0.705	0.39	0.39	1.8	UHM 30 HX			■		■	
7005-114218	1606-32 UN 60 VP L UHM30 HX	32	0.794	0.44	0.44	2	UHM 30 HX		■	■	■		■
Call For Details	1606-28 UN 60 VP L UHM30 HX	28	0.907	0.5	0.5	2.2	UHM 30 HX		■	■		■	■
Call For Details	1606-24 UN 60 VP L UHM30 HX	24	1.058	0.58	0.58	2.2	UHM 30 HX		■	■		■	■
Call For Details	1606-20 UN 60 VP L UHM30 HX	20	1.27	0.7	0.7	2.9	UHM 30 HX	■	■	■	■		■

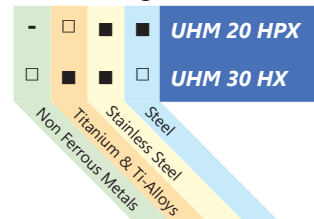
Right Hand		Dimensions & Features											
Item No.	Description	TPI	p	a ₁	a ₂	c	Coating	UN	UNC	UNF	UNEF	UNS	UNR
7005-114228	1606-80 UN 60 VP R UHM30 HX	80	0.317	0.22	0.17	-	UHM 30 HX			■			
7005-114232	1606-72 UN 60 VP R UHM30 HX	72	0.353	0.25	0.19	-	UHM 30 HX			■			
7005-114200	1606-64 UN 60 VP R UHM30 HX	64	0.397	0.3	0.22	-	UHM 30 HX		■	■			
7005-114204	1606-56 UN 60 VP R UHM30 HX	56	0.453	0.32	0.25	-	UHM 30 HX		■	■		■	
7005-114208	1606-48 UN 60 VP R UHM30 HX	48	0.529	0.29	0.29	1.4	UHM 30 HX		■	■		■	
7005-114248	1606-44 UN 60 VP R UHM30 HX	44	0.577	0.32	0.32	1.4	UHM 30 HX			■			
7005-114212	1606-40 UN 60 VP R UHM30 HX	40	0.635	0.35	0.35	1.8	UHM 30 HX		■	■		■	
7005-114256	1606-36 UN 60 VP R UHM30 HX	36	0.705	0.39	0.39	1.8	UHM 30 HX			■		■	
7005-114220	1606-32 UN 60 VP R UHM30 HX	32	0.794	0.44	0.44	2	UHM 30 HX		■	■	■		■
Call For Details	1606-28 UN 60 VP R UHM30 HX	28	0.907	0.5	0.5	2.2	UHM 30 HX		■	■		■	■
Call For Details	1606-24 UN 60 VP R UHM30 HX	24	1.058	0.58	0.58	2.2	UHM 30 HX		■	■		■	■
Call For Details	1606-20 UN 60 VP R UHM30 HX	20	1.27	0.7	0.7	2.9	UHM 30 HX	■	■	■	■		■



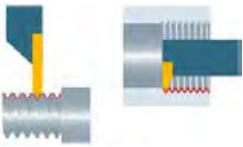
Full Profile
UNC & UNF



Ideal Cutting Materials



- Preferred Application
- Possible Application
- Application Not Recommended




1606 Threading

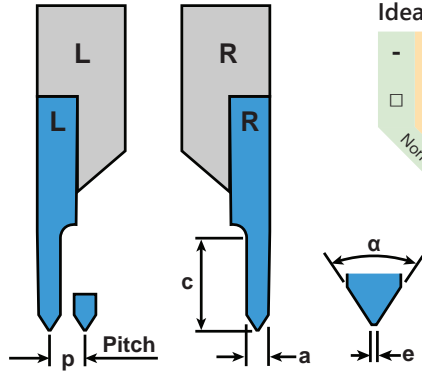
Profile: Partial (55°/60°)

Repeatability = R : ■ <20μm, ■ <50μm

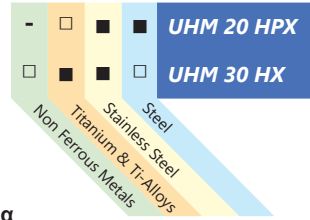
Left Hand		Right Hand		Dimensions & Features						
Item No.	Description	Item No.	Description	R	p	a	c	α	r	Coating
7005-123902	1606-2-4-55 L UHM30 HX	7005-123903	1606-2-4-55 R UHM30 HX	■	.25-2	2	4	55°	.03mm / .001in	UHM 30 HX
7005-148599	1606-2-4-60 L UHM20 HPX	7005-148601	1606-2-4-60 R UHM20 HPX	■	.25-2	2	4	60°	.03mm / .001in	UHM 20 HPX
7005-124058	1606-2-4-60 L UHM30 HX	7005-123800	1606-2-4-60 R UHM30 HX	■	.25-2	2	4	60°	.03mm / .001in	UHM 30 HX
Call For Details	1606 B-2-4-55 L UHM20 HPX	Call For Details	1606 B-2-4-55 R UHM20 HPX	■	.25-2	2	4	55°	.03mm / .001in	UHM 20 HPX
Call For Details	1606 B-2-4-60 L UHM20 HPX	Call For Details	1606 B-2-4-60 R UHM20 HPX	■	.25-2	2	4	60°	.03mm / .001in	UHM 20 HPX



Partial Profile



Ideal Cutting Materials



- Preferred Application
- Possible Application
- Application Not Recommended




1606 Threading (Pipe Thread)

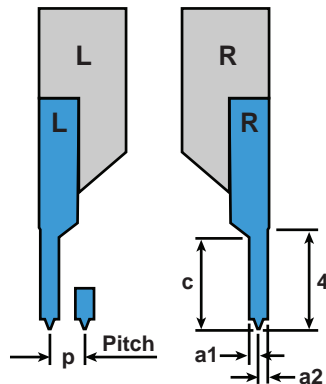
Profile: Partial

Repeatability = R : <20μm

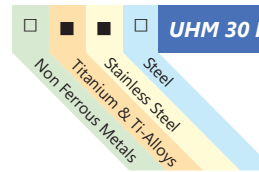
Left Hand		Right Hand		Dimensions & Features							
Item No.	Description	Item No.	Description	ANSI B.1.1	P (T/Inch)	P	h _{min}	a ₁	a ₂	c	Coating
7005-113948	1606-G 28-55 VP L UHM30 HX	7005-113956	1606-G 28-55 VP R UHM30 HX	1/8	28	0.907	0.581	0.5	0.5	2.3	UHM 30 HX
				1/16	28	0.907	0.581	0.5	0.5	2.3	UHM 30 HX
7005-113950	1606-G 19-55 VP L UHM30 HX	7005-113958	1606-G 19-55 VP R UHM30 HX	1/4	19	1.337	0.856	0.74	0.74	3.3	UHM 30 HX
				3/8	19	1.337	0.856	0.74	0.74	3.3	UHM 30 HX
7005-113952	1606-G 14-55 VP L UHM30 HX	7005-113960	1606-G 14-55 VP R UHM30 HX	1/2	14	1.814	1.162	1	1	4	UHM 30 HX
				5/8	14	1.814	1.162	1	1	4	UHM 30 HX
				3/4	14	1.814	1.162	1	1	4	UHM 30 HX
				7/8	14	1.814	1.162	1	1	4	UHM 30 HX



Partial Profile Pipe Thread



Ideal Cutting Materials



- Preferred Application
- Possible Application
- Application Not Recommended



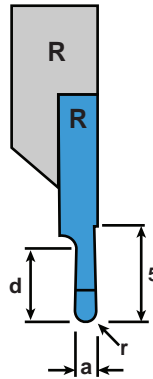
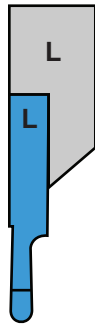
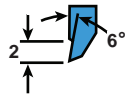
1607 Full Radius Grooving

Cut: Standard

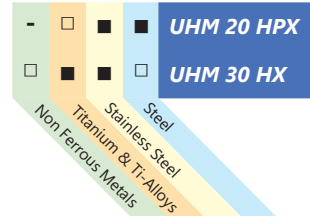
Chip Breaker: None

Repeatability = R : ■ <10µm, ■ <20µm

Left Hand		Right Hand		Dimensions & Features				
Item No.	Description	Item No.	Description	R	a	d	r	Coating
7005-148603	1607-R0.25-2 L UHM20 HPX	7005-148605	1607-R0.25-2 R UHM20 HPX	■	0.5	2	0.25	UHM 20 HPX
7005-139426	1607-R0.25-2 L UHM30 HX	7005-139428	1607-R0.25-2 R UHM30 HX	■	0.5	2	0.25	UHM 30 HX
Call For Details	1607-R0.4-2 L UHM20 HPX	Call For Details	1607-R0.4-2 R UHM20 HPX	■	0.8	2.5	0.4	UHM 20 HPX
Call For Details	1607-R0.4-2 L UHM30 HX	Call For Details	1607-R0.4-2 R UHM30 HX	■	0.8	2.5	0.4	UHM 30 HX
7005-148607	1607-R0.5-2.5 L UHM20 HPX	7005-148609	1607-R0.5-2.5 R UHM20 HPX	■	1	2.5	0.5	UHM 20 HPX
7005-139391	1607-R0.5-2.5 L UHM30 HX	7005-139393	1607-R0.5-2.5 R UHM30 HX	■	1	2.5	0.5	UHM 30 HX
7005-148611	1607-R0.6-2.5 L UHM20 HPX	7005-148613	1607-R0.6-2.5 R UHM20 HPX	■	1.2	2.5	0.6	UHM 20 HPX
7005-139395	1607-R0.6-2.5 L UHM30 HX	7005-139397	1607-R0.6-2.5 R UHM30 HX	■	1.2	2.5	0.6	UHM 30 HX
7005-148615	1607-R0.75-3 L UHM20 HPX	7005-148617	1607-R0.75-3 R UHM20 HPX	■	1.5	3	0.75	UHM 20 HPX
7005-139399	1607-R0.75-3 L UHM30 HX	7005-139401	1607-R0.75-3 R UHM30 HX	■	1.5	3	0.75	UHM 30 HX
7005-148619	1607-R0.8-3 L UHM20 HPX	7005-148621	1607-R0.8-3 R UHM20 HPX	■	1.6	3	0.8	UHM 20 HPX
7005-139403	1607-R0.8-3 L UHM30 HX	7005-139405	1607-R0.8-3 R UHM30 HX	■	1.6	3	0.8	UHM 30 HX
7005-148623	1607-R1.0-4 L UHM20 HPX	7005-148625	1607-R1.0-4 R UHM20 HPX	■	2	4	1.0	UHM 20 HPX
7005-139407	1607-R1.0-4 L UHM30 HX	7005-139409	1607-R1.0-4 R UHM30 HX	■	2	4	1.0	UHM 30 HX
7005-148627	1607-R1.5-4 L UHM20 HPX	7005-148629	1607-R1.5-4 R UHM20 HPX	■	3	4	1.5	UHM 20 HPX
7005-139411	1607-R1.5-4 L UHM30 HX	7005-139413	1607-R1.5-4 R UHM30 HX	■	3	4	1.5	UHM 30 HX



Ideal Cutting Materials



- Preferred Application
- Possible Application
- Application Not Recommended



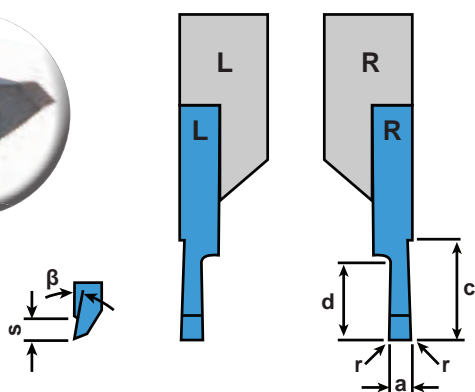

1610 Grooving (Radial)

Cut: Standard

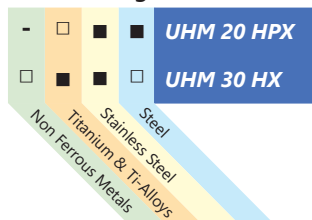
Chip Breaker: None

Repeatability = R: ■ <10μm, ■ <20μm

Left Hand		Right Hand		Dimensions & Features							
Item No.	Description	Item No.	Description	R	a	a tol	c	d	β	s	Coating
7005-148695	1610-0.94-2.3 L UHM20 HPX	7005-148697	1610-0.94-2.3 R UHM20 HPX	■	0.94	+0.05/-0	5	2.3	10°	3	UHM 20 HPX
7005-125729	1610-0.94-2.3 L UHM30 HX	7005-126051	1610-0.94-2.3 R UHM30 HX	■	0.94	+0.05/-0	5	2.3	10°	3	UHM 30 HX
7005-148699	1610-0.95-1.0 L UHM20 HPX	7005-148701	1610-0.95-1.0 R UHM20 HPX	■	0.95	±0.02	5	1.0	10°	3	UHM 20 HPX
7005-137648	1610-0.95-1.0 L UHM30 HX	7005-137645	1610-0.95-1.0 R UHM30 HX	■	0.95	±0.02	5	1.0	10°	3	UHM 30 HX
7005-148703	1610-1.00-1.14 L UHM20 HPX	7005-148705	1610-1.00-1.14 R UHM20 HPX	■	1.00	±0.02	5	1.14	10°	3	UHM 20 HPX
7005-126552	1610-1.00-1.14 L UHM30 HX	7005-123210	1610-1.00-1.14 R UHM30 HX	■	1.00	±0.02	5	1.14	10°	3	UHM 30 HX
7005-148707	1610-1.05-2.3 L UHM20 HPX	7005-148709	1610-1.05-2.3 R UHM20 HPX	■	1.05	+0.08/-0	5	2.3	10°	3	UHM 20 HPX
7005-124986	1610-1.05-2.3 L UHM30 HX	7005-124987	1610-1.05-2.3 R UHM30 HX	■	1.05	+0.08/-0	5	2.3	10°	3	UHM 30 HX
7005-148711	1610-1.15-2.8 L UHM20 HPX	7005-148713	1610-1.15-2.8 R UHM20 HPX	■	1.15	+0.08/-0	5	2.8	10°	3	UHM 20 HPX
7005-137651	1610-1.15-2.8 L UHM30 HX	7005-137652	1610-1.15-2.8 R UHM30 HX	■	1.15	+0.08/-0	5	2.8	10°	3	UHM 30 HX
7005-148715	1610-1.2-1.34 L UHM20 HPX	7005-148717	1610-1.2-1.34 R UHM20 HPX	■	1.20	±0.02	5	1.34	10°	3	UHM 20 HPX
7005-126061	1610-1.2-1.34 L UHM30 HX	7005-126140	1610-1.2-1.34 R UHM30 HX	■	1.20	±0.02	5	1.34	10°	3	UHM 30 HX
7005-148719	1610-1.25-2.8 L UHM20 HPX	7005-148721	1610-1.25-2.8 R UHM20 HPX	■	1.25	+0.08/-0	5	2.8	10°	3	UHM 20 HPX
7005-137653	1610-1.25-2.8 L UHM30 HX	7005-137654	1610-1.25-2.8 R UHM30 HX	■	1.25	+0.08/-0	5	2.8	10°	3	UHM 30 HX
7005-148723	1610-1.35-3.3 L UHM20 HPX	7005-148725	1610-1.35-3.3 R UHM20 HPX	■	1.35	+0.08/-0	5	3.3	10°	3	UHM 20 HPX
7005-137655	1610-1.35-3.3 L UHM30 HX	7005-127882	1610-1.35-3.3 R UHM30 HX	■	1.35	+0.08/-0	5	3.3	10°	3	UHM 30 HX
7005-148727	1610-1.4-1.53 L UHM20 HPX	7005-148729	1610-1.4-1.53 R UHM20 HPX	■	1.40	±0.02	5	1.53	10°	3	UHM 20 HPX
7005-124988	1610-1.4-1.53 L UHM30 HX	7005-125752	1610-1.4-1.53 R UHM30 HX	■	1.40	±0.02	5	1.53	10°	3	UHM 30 HX
Call For Details	1610-1.5-3L UHM20 HPX	Call For Details	1610-1.5-3R UHM20 HPX	■	1.5	±0.02	5	3	10°	3	UHM 20 HPX
Call For Details	1610-1.5-3L UHM30 HX	Call For Details	1610-1.5-3R UHM30 HX	■	1.5	±0.02	5	3	10°	3	UHM 30 HX
7005-148731	1610-1.55-3.8 L UHM20 HPX	7005-148733	1610-1.55-3.8 R UHM20 HPX	■	1.55	+0.08/-0	5	3.8	10°	3	UHM 20 HPX
7005-126586	1610-1.55-3.8 L UHM30 HX	7005-125741	1610-1.55-3.8 R UHM30 HX	■	1.55	+0.08/-0	5	3.8	10°	3	UHM 30 HX
7005-148735	1610-1.70-1.82 L UHM20 HPX	7005-148737	1610-1.70-1.82 R UHM20 HPX	■	1.70	±0.02	5	1.82	10°	3	UHM 20 HPX
7005-123975	1610-1.70-1.82 L UHM30 HX	7005-137656	1610-1.70-1.82 R UHM30 HX	■	1.70	±0.02	5	1.82	10°	3	UHM 30 HX
7005-148739	1610-1.95-2.0 L UHM20 HPX	7005-148741	1610-1.95-2.0 R UHM20 HPX	■	1.95	±0.02	5	2	10°	3	UHM 20 HPX
7005-137657	1610-1.95-2.0 L UHM30 HX	7005-126522	1610-1.95-2.0 R UHM30 HX	■	1.95	±0.02	5	2	10°	3	UHM 30 HX
7005-148743	1610-2.25-2.0 L UHM20 HPX	7005-148745	1610-2.25-2.0 R UHM20 HPX	■	2.25	±0.02	5	2	10°	3	UHM 20 HPX
7005-137658	1610-2.25-2.0 L UHM30 HX	7005-137659	1610-2.25-2.0 R UHM30 HX	■	2.25	±0.02	5	2	10°	3	UHM 30 HX
7005-148747	1610-2.75-2.0 L UHM20 HPX	7005-148749	1610-2.75-2.0 R UHM20 HPX	■	2.75	±0.02	5	2	10°	3	UHM 20 HPX
7005-137660	1610-2.75-2.0 L UHM30 HX	7005-138235	1610-2.75-2.0 R UHM30 HX	■	2.75	±0.02	5	2	10°	3	UHM 30 HX



Ideal Cutting Materials



- Preferred Application
- Possible Application
- Application Not Recommended



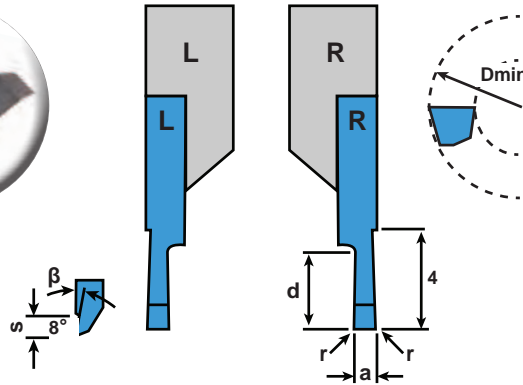

1611 Grooving (Axial)

Cut: Standard

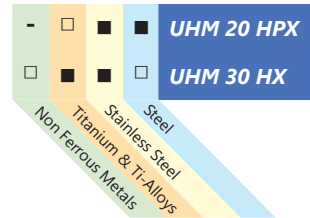
Chip Breaker: None

Repeatability <20µm

Left Hand		Right Hand		Dimensions & Features					
Item No.	Description	Item No.	Description	a	d	r	s	Dmin	Coating
7005-148751	1611-0.5-1 L UHM20 HPX	7005-148753	1611-0.5-1 R UHM20 HPX	0.5	1	0.05	1.2	7	UHM 20 HPX
7005-125505	1611-0.5-1 L UHM30 HX	7005-125502	1611-0.5-1 R UHM30 HX	0.5	1	0.05	1.2	7	UHM 30 HX
Call For Details	1611-0.6-1.2 L UHM20 HPX	Call For Details	1611-0.6-1.2 R UHM20 HPX	0.6	1.2	0.05	1.2	8	UHM 20 HPX
Call For Details	1611-0.6-1.2 L UHM30 HX	Call For Details	1611-0.6-1.2 R UHM30 HX	0.6	1.2	0.05	1.2	8	UHM 30 HX
7005-148755	1611-0.8-1.5 L UHM20 HPX	7005-148757	1611-0.8-1.5 R UHM20 HPX	0.8	1.5	0.05	1.2	8	UHM 20 HPX
7005-125511	1611-0.8-1.5 L UHM30 HX	7005-125508	1611-0.8-1.5 R UHM30 HX	0.8	1.5	0.05	1.2	8	UHM 30 HX
7005-148759	1611-1.0-2 L UHM20 HPX	7005-148761	1611-1.0-2 R UHM20 HPX	1.0	2	0.05	1.2	8	UHM 20 HPX
7005-125517	1611-1.0-2 L UHM30 HX	7005-125514	1611-1.0-2 R UHM30 HX	1.0	2	0.05	1.2	8	UHM 30 HX
7005-148763	1611-1.5-2.5 L UHM20 HPX	7005-148765	1611-1.5-2.5 R UHM20 HPX	1.5	2.5	0.05	1.2	14	UHM 20 HPX
7005-125523	1611-1.5-2.5 L UHM30 HX	7005-125520	1611-1.5-2.5 R UHM30 HX	1.5	2.5	0.05	1.2	14	UHM 30 HX
7005-148767	1611-2.0-3 L UHM20 HPX	7005-148769	1611-2.0-3 R UHM20 HPX	2.0	3	0.05	1.2	18	UHM 20 HPX
7005-125526	1611-2.0-3 L UHM30 HX	7005-125529	1611-2.0-3 R UHM30 HX	2.0	3	0.05	1.2	18	UHM 30 HX
7005-148771	1611-2.5-3.5 L UHM20 HPX	7005-148773	1611-2.5-3.5 R UHM20 HPX	2.5	3.5	0.05	1.2	18	UHM 20 HPX
7005-125535	1611-2.5-3.5 L UHM30 HX	7005-125532	1611-2.5-3.5 R UHM30 HX	2.5	3.5	0.05	1.2	18	UHM 30 HX



Ideal Cutting Materials



- Preferred Application
- Possible Application
- Application Not Recommended

*Note: The groove must not be made underneath the Dmin position.



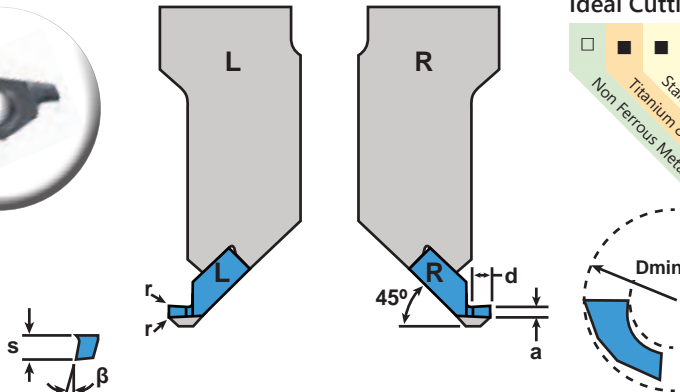
1611-45 Grooving (Axial)

Cut: Standard

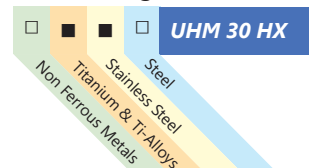
Chip Breaker: None

Repeatability <10µm

Left Hand		Right Hand		Dimensions & Features						
Item No.	Description	Item No.	Description	a	d	r	s	Dmin	Holder	Coating
Call For Details	1611-45-0.25-0.5 L UHM30 HX	7005-153353	1611-45-0.25-0.5 R UHM30 HX	0.25	0.5	0	0.5	0.8	45 ST A	UHM 30 HX
Call For Details	1611-45-0.5-1.0 L UHM30 HX	7005-153365	1611-45-0.5-1.0 R UHM30 HX	0.5	1.0	0	1.0	1.6	45 ST A	UHM 30 HX
Call For Details	1611-45-0.75-1.5 L UHM30 HX	Call For Details	1611-45-0.75-1.5 R UHM30 HX	0.75	1.5	0	1.5	2.4	45 ST A	UHM 30 HX
7005-153388	1611-45-1.0-2.0 L UHM30 HX	7005-153386	1611-45-1.0-2.0 R UHM30 HX	1.0	2	0	2.0	3.2	45 ST A	UHM 30 HX



Ideal Cutting Materials



- Preferred Application
- Possible Application
- Application Not Recommended

*Note: The groove must be made exactly on the Dmin position.



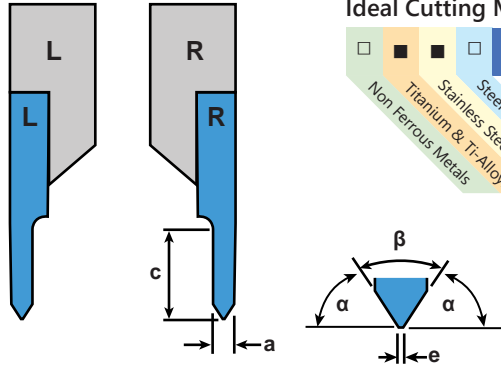

1612 Chamfering

Cut: Standard

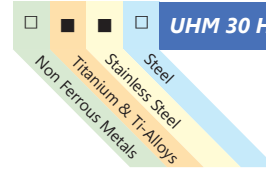
Chip Breaker: None

Repeatability <20μm

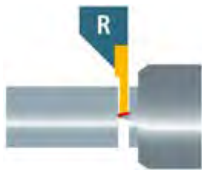
Left Hand		Right Hand		Dimensions & Features					
Item No.	Description	Item No.	Description	a	c	e	α	β	Coating
7005-113171	1612-1-4-45 L UHM30 HX	7005-113173	1612-1-4-45 R UHM30 HX	1	4	-	45°	90°	UHM 30 HX
7005-113619	1612-2-4-60 L UHM30 HX	7005-113621	1612-2-4-60 R UHM30 HX	2	4	.035	0°	60°	UHM 30 HX



Ideal Cutting Materials



- Preferred Application
- Possible Application
- Application Not Recommended



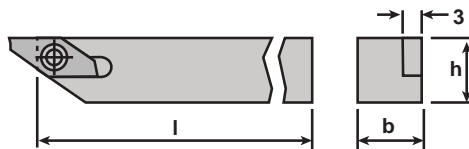

1600 Holder

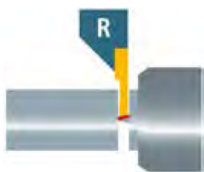
Type: Standard

Coolant-Thru: None

Repeatability = R : ■ <20μm, ■ <50μm

Left Hand		Right Hand		Dimensions & Features				
Item No.	Description	Item No.	Description	R	h	b	l	Inserts
7005-042975	1600-07x100 L	7005-042976	1600-07x100 R	■	7	7	100	1600 Series
7005-147532	1600-08x80 L	7005-147530	1600-08x80 R	■	8	8	80	1600 Series
7005-042977	1600-08x100 L	7005-042978	1600-08x100 R	■	8	8	100	1600 Series
7005-147533	1600-10x80 L	7005-147531	1600-10x80 R	■	10	10	80	1600 Series
7005-043196	1600-10x100 L	7005-043197	1600-10x100 R	■	10	10	100	1600 Series
7005-043198	1600-12x100 L	7005-043199	1600-12x100 R	■	12	12	100	1600 Series
7005-043202	1600-16x125 L	7005-043203	1600-16x125 R	■	16	16	125	1600 Series
7005-043536	1600-20x125 L	7005-043537	1600-20x125 R	■	20	20	125	1600 Series
7005-138899	1600-25x125 L	7005-138900	1600-25x125 R	■	25	25	125	1600 Series
7005-147537	1600-3/8"x80 L	7005-147536	1600-3/8"x80 R	■	.375"	.375"	80	1600 Series
7005-138425	1600-3/8"x100 L	7005-138424	1600-3/8"x100 R	■	.375"	.375"	100	1600 Series
7005-138427	1600-1/2"x100 L	7005-138426	1600-1/2"x100 R	■	.500"	.500"	100	1600 Series
7005-139770	1600-5/8"x125 L	7005-139769	1600-5/8"x125 R	■	.625"	.625"	125	1600 Series
7005-113702	1600-3/4"x125 L	7005-113703	1600-3/4"x125 R	■	.75"	.75"	125	1600 Series
Call For Details	1600 B-10x100 L	Call For Details	1600 B-10x100 R	■	10	10	100	1600 Series
Call For Details	1600 B-12x100 L	7005-153298	1600 B-12x100 R	■	12	12	100	1600 Series
Call For Details	1600 B-16x125 L	Call For Details	1600 B-16x125 R	■	16	16	125	1600 Series



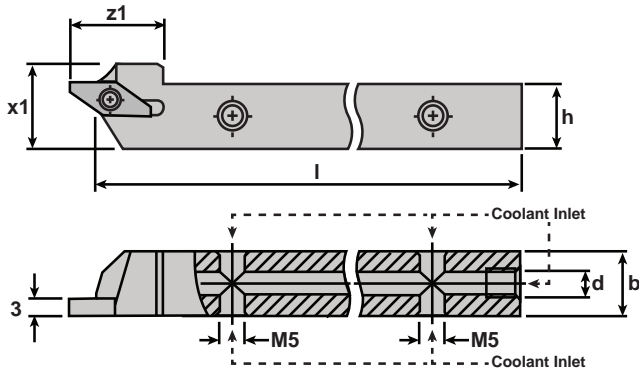


1600 Holder Coolant-Thru
 Type: Standard
 Coolant-Thru: Rear & Side Ports

Repeatability <10µm


Left Hand		Right Hand		Dimensions & Features						Coolant Fittings		
Item No.	Description	Item No.	Description	h	b	l	z ¹	x ¹	(d)	Inserts	Side	Rear
7005-146079A	1600-08x100 L IC	7005-129894A	1600-08x100 R IC	8	10	100	15	11.5	M5	1600 Series	4005-000111	4005-000111
7005-146080A	1600-10x100 L IC	7005-146077A	1600-10x100 R IC	10	10	100	15	13.5	M5	1600 Series	4005-000111	4005-000111
7005-146081A	1600-12x100 L IC	7005-129790A	1600-12x100 R IC	12	12	100	17	15.5	M5	1600 Series	4005-000111	4005-000111
7005-146082A	1600-16x125 L IC	7005-146065A	1600-16x125 R IC	16	16	125	17	19.5	G 1/8"	1600 Series	4005-000111	4005-000104
7005-146083A	1600-20x125 L IC	7005-146078A	1600-20x125 R IC	20	20	125	20	23.5	G 1/8"	1600 Series	4005-000111	4005-000104
7005-146098A	1600-3/8"x100 L IC	7005-146094A	1600-3/8"x100 R IC	.375"	.375"	100	15	13	M5	1600 Series	4005-000111	4005-000111
7005-146298A	1600-1/2"x100 L IC	7005-146095A	1600-1/2"x100 R IC	.500"	.500"	100	17	16.2	M5	1600 Series	4005-000111	4005-000111
7005-146299A	1600-5/8"x125 L IC	7005-146096A	1600-5/8"x125 R IC	.625"	.625"	125	17	19.4	G 1/8"	1600 Series	4005-000111	4005-000104
7005-146300A	1600-3/4"x125 L IC	7005-146097A	1600-3/4"x125 R IC	.750"	.750"	125	20	22.6	G 1/8"	1600 Series	4005-000111	4005-000104

Features (5) connection ports for simple connection to your oil delivery system. (4) Side ports and (1) one end port making connection possible on most machine tool positions.



4005-000111
 Connects to side ports on ALL Shank sizes
 0° Male Union - M5-0.8 to 1/4 JIC Flare Fitting
Included With All Coolant-Thru Shanks

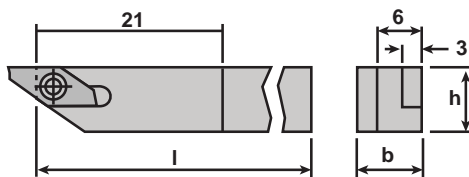
4005-000104
 Connects to end port on 5/8" and larger shanks
 0° Male Union - 1/8 BSPP to 1/4 JIC Flare Fitting
Fits Position (d) On Tool Holders
Sold Separately.

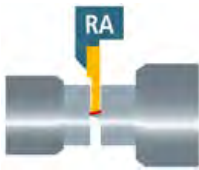


1600 Holder
 Type: Offset Shank
 Coolant-Thru: None

Repeatability <20µm

Left Hand		Right Hand		Dimensions & Features			
Item No.	Description	Item No.	Description	h	b	l	Inserts
7005-147555	1600-08x80 LAV	7005-147553	1600-08x80 RAV	8	8	80	1600 Series
7005-139238	1600-08x100 LAV	7005-139232	1600-08x100 RAV	8	8	100	1600 Series
7005-147556	1600-10x80 LAV	7005-147554	1600-10x80 RAV	10	10	80	1600 Series
7005-139240	1600-10x100 LAV	7005-139234	1600-10x100 RAV	10	10	100	1600 Series
7005-139242	1600-12x100 LAV	7005-139236	1600-12x100 RAV	12	12	100	1600 Series
7005-113706	1600-16x125 LAV	7005-113707	1600-16x125 RAV	16	16	125	1600 Series
7005-147558	1600-3/8"x80 LAV	7005-139252	1600-3/8"x100 RAV	.375"	.375"	80	1600 Series
7005-139253	1600-3/8"x100 LAV	7005-139252	1600-3/8"x100 RAV	.375"	.375"	100	1600 Series
7005-139255	1600-1/2"x100 LAV	7005-139254	1600-1/2"x100 RAV	.500"	.500"	100	1600 Series
7005-139774	1600-5/8"x125 LAV	7005-139773	1600-5/8"x125 RAV	.625"	.625"	125	1600 Series

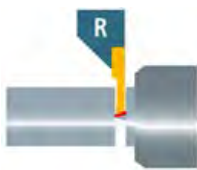
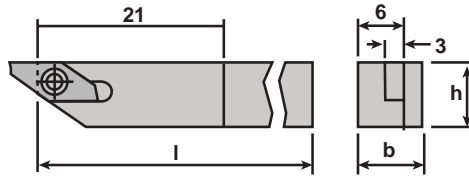




1600 Holder
 Type: Offset Shank & Insert
 Coolant-Thru: None

Repeatability <20µm

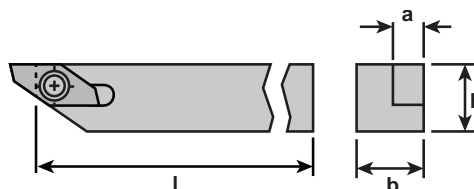
Left Hand		Right Hand		Dimensions & Features			
Item No.	Description	Item No.	Description	h	b	l	Inserts
7005-147546	1600-08x80 LA	7005-147544	1600-08x80 RA	8	8	80	1600 Series
7005-139226	1600-08x100 LA	7005-139220	1600-08x100 RA	8	8	100	1600 Series
7005-147547	1600-10x80 LA	7005-147545	1600-10x80 RA	10	10	80	1600 Series
7005-139228	1600-10x100 LA	7005-124007	1600-10x100 RA	10	10	100	1600 Series
7005-139230	1600-12x100 LA	7005-139224	1600-12x100 RA	12	12	100	1600 Series
7005-113704	1600-16x125 LA	7005-113705	1600-16x125 RA	16	16	125	1600 Series
7005-147552	1600-3/8"x80 LA	7005-139248	1600-3/8"x100 RA	.375"	.375"	80	1600 Series
7005-139249	1600-3/8"x100 LA	7005-139248	1600-3/8"x100 RA	.375"	.375"	100	1600 Series
7005-139251	1600-1/2"x100 LA	7005-139250	1600-1/2"x100 RA	.500"	.500"	100	1600 Series
7005-139772	1600-5/8"x125 LA	7005-139771	1600-5/8"x125 RA	.625"	.625"	125	1600 Series



1600 Holder (4, 6, & 8mm Width Inserts)
 Type: Standard
 Coolant-Thru: None

Repeatability <20µm

Insert Width	Left Hand		Right Hand		Dimensions & Features			
	Item No.	Description	Item No.	Description	h	b	l	Inserts
4mm	7005-147540	1600-08x80-4 L	7005-147538	1600-08x80-4 R	8	8	80	1694...
	7005-139699	1600-08x100-4 L	7005-139700	1600-08x100-4 R	8	8	100	1694...
	7005-147541	1600-10x80-4 L	7005-147539	1600-10x80-4 R	10	10	80	1694...
	7005-139701	1600-10x100-4 L	7005-139702	1600-10x100-4 R	10	10	100	1694...
	7005-139703	1600-12x100-4 L	7005-139704	1600-12x100-4 R	12	12	100	1694...
	7005-139705	1600-16x125-4 L	7005-139706	1600-16x125-4 R	16	16	125	1694...
	7005-139707	1600-20x125-4 L	7005-139708	1600-20x125-4 R	20	20	125	1694...
Call For Details	1600-25x150-4 L	Call For Details	1600-25x150-4 R	25	25	150	1694...	
6mm	7005-147543	1600-10x80-6 L	7005-147542	1600-10x80-6 R	10	10	80	1696...
	7005-139711	1600-10x100-6 L	7005-139712	1600-10x100-6 R	10	10	100	1696...
	7005-139713	1600-12x100-6 L	7005-139714	1600-12x100-6 R	12	12	100	1696...
	7005-139715	1600-16x125-6 L	7005-139716	1600-16x125-6 R	16	16	125	1696...
	7005-139717	1600-20x125-6 L	7005-139718	1600-20x125-6 R	20	20	125	1696...
	Call For Details	1600-25x150-6 L	Call For Details	1600-25x150-6 R	25	25	150	1696...
8mm	7005-139721	1600-12x100-8 L	7005-139722	1600-12x100-8 R	12	12	100	1698...
	7005-139723	1600-16x125-8 L	7005-139724	1600-16x125-8 R	16	16	125	1698...
	7005-139725	1600-20x125-8 L	7005-139726	1600-20x125-8 R	20	20	125	1698...
	Call For Details	1600-25x150-8 L	Call For Details	1600-25x150-8 R	25	25	150	1698...





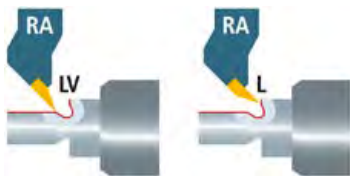
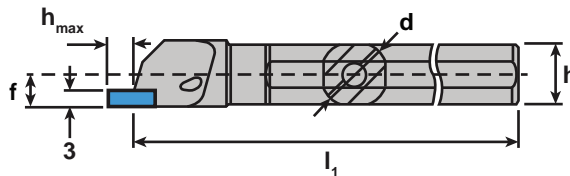
1600 Holder

Type: Round Shank

Coolant-Thru: Rear Coolant Port

Repeatability <20µm

Left Hand		Right Hand		Dimensions & Features					
Item No.	Description	Item No.	Description	d	l ₁	h _{max}	h	f	Inserts
Call For Details	1600-12x125 00 RD L IC	Call For Details	1600-12x125 00 RD R IC	12	125	5	11	6	1600 Series
Call For Details	1600-16x125 00 RD L IC	Call For Details	1600-16x125 00 RD R IC	16	125	5	15	8	1600 Series
Call For Details	1600-20x125 00 RD L IC	Call For Details	1600-20x125 00 RD R IC	20	125	5	19	10	1600 Series
Call For Details	1600-22x125 00 RD L IC	Call For Details	1600-22x125 00 RD R IC	22	125	5	21	11	1600 Series
Call For Details	1600-3/4"x125 00 RD L IC	Call For Details	1600-3/4"x125 00 RD R IC	19.05	125	5	18	9.53	1600 Series



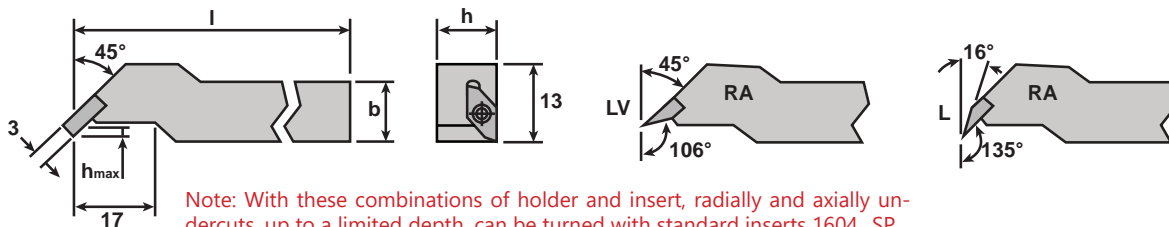
1600 Holder (Angled 45°)

Type: Offset Shank & Insert

Coolant-Thru: Rear Coolant Port

Repeatability <20µm

Left Hand		Right Hand		Dimensions & Features				
Item No.	Description	Item No.	Description	h	b	l	hmax	Inserts
7005-113113	1600-08x100 45 ST LA	7005-113109	1600-08x100 45 ST RA	8	8	100	2	1604...SP 1611-45 1699...
7005-147568	1600-10x80 45 ST LA	7005-147566	1600-10x80 45 ST RA	10	10	80	2	
7005-113114	1600-10x100 45 ST LA	7005-113110	1600-10x100 45 ST RA	10	10	100	2	
7005-113115	1600-12x100 45 ST LA	7005-113111	1600-12x100 45 ST RA	12	12	100	2	
7005-113116	1600-16x125 45 ST LA	7005-113112	1600-16x125 45 ST RA	16	16	125	2	
7005-147570	1600-3/8"x80 45 ST LA	7005-147569	1600-3/8"x80 45 ST RA	9.525	9.525	80	2	
7005-113121	1600-3/8"x100 45 ST LA	7005-113117	1600-3/8"x100 45 ST RA	9.525	9.525	100	2	
7005-113122	1600-1/2"x100 45 ST LA	7005-113118	1600-1/2"x100 45 ST RA	12.7	12.7	100	2	
7005-113123	1600-5/8"x125 45 ST LA	7005-113120	1600-5/8"x125 45 ST RA	15.875	15.875	125	2	



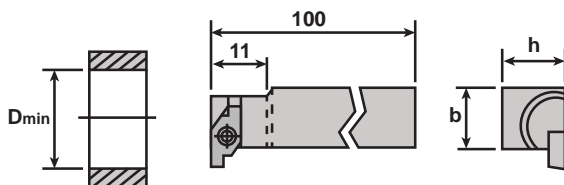
1600 Holder (Angled 90°)

Type: Standard

Coolant-Thru: None

Repeatability <20µm

Left Hand		Right Hand		Dimensions & Features				
Item No.	Description	Item No.	Description	h	b	l	Dmin	Inserts
7005-043220	1600-10x100 90 L	7005-043221	1600-10x100 90 R	10	10	100	17	1699
7005-043222	1600-12x100 90 L	7005-043223	1600-12x100 90 R	12	12	100	17	1699



Note: These holders require opposite insert (ie: Right hand holder uses left hand insert) These holders require 1699 series inserts - refer to the full multidec® catalog for details



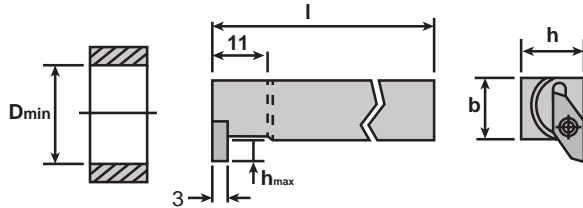


1600 Strengthened Holder (Angled 90°)


Type: Standard
Coolant-Thru: None

Repeatability <20µm

Left Hand		Right Hand		Dimensions & Features					
Item No.	Description	Item No.	Description	h	b	l	hmax	Dmin	Inserts
7005-043224	1600-10x100 90 ST L	7005-043225	1600-10x100 90 ST R	10	10	100	4	21	1600 Series
7005-043226	1600-12x100 90 ST L	7005-043227	1600-12x100 90 ST R	12	12	100	4	21	1600 Series
7005-113138	1600-16x125 90 ST L	7005-113137	1600-16x125 90 ST R	16	16	125	4	21	1600 Series



Note: These holders require opposite insert
(ie: Right hand holder uses left hand insert)

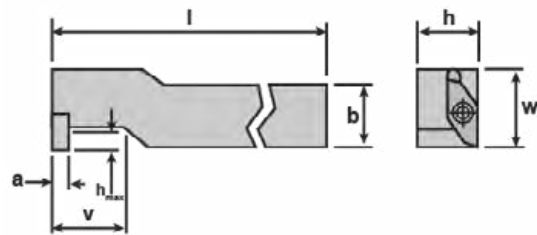


1600 Strengthened Holder (Angled 90°)

Type: Offset Shank & Insert
Coolant-Thru: None

Repeatability <20µm

Left Hand		Right Hand		Dimensions & Features						
Item No.	Description	Item No.	Description	h	b	l	v	w	hmax	Inserts
7005-147561	1600-08x80 90 ST LA	7005-147559	1600-08x80 90 ST RA	8	8	80	17	15	4	1611...
7005-113611	1600-08x100 90 ST LA	7005-113610	1600-08x100 90 ST RA	8	8	100	17	15	4	1611...
7005-147562	1600-10x80 90 ST LA	7005-147560	1600-10x80 90 ST RA	10	10	80	17	15	4	1611...
7005-139244	1600-10x100 90 ST LA	7005-139245	1600-10x100 90 ST RA	10	10	100	17	15	4	1611...
7005-139246	1600-12x100 90 ST LA	7005-139247	1600-12x100 90 ST RA	12	12	100	17	15	4	1611...
7005-113092	1600-16x125 90 ST LA	7005-113091	1600-16x125 90 ST RA	16	16	125	17	16	4	1611...
7005-113613	1600-20x125 90 ST LA	7005-113612	1600-20x125 90 ST RA	20	20	125	17	20	4	1611...
7005-147564	1600-3/8"x80 90 ST LA	7005-147563	1600-3/8"x80 90 ST RA	9.525	9.525	80	17	15	4	1611...
7005-139509	1600-3/8"x100 90 ST LA	7005-139510	1600-3/8"x100 90 ST RA	9.525	9.525	100	17	15	4	1611...
7005-139511	1600-1/2"x100 90 ST LA	7005-139512	1600-1/2"x100 90 ST RA	12.7	12.7	100	17	15	4	1611...
7005-139776	1600-5/8"x125 90 ST LA	7005-139775	1600-5/8"x125 90 ST RA	15.875	15.875	125	17	15.875	4	1611...
7005-113615	1600-3/4"x125 90 ST LA	7005-113614	1600-3/4"x125 90 ST RA	19.05	19.05	125	17	19.05	4	1611...



Note: These holders require opposite insert
(ie: Right hand holder uses left hand insert)

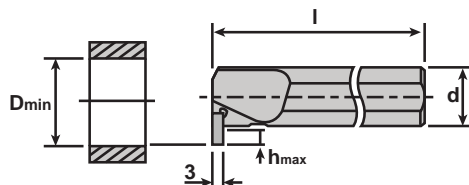


1600 Holder (Angled 90°)

Type: Round Shank
Coolant-Thru: Rear Coolant Port

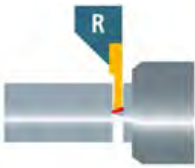
Repeatability <20µm

Left Hand		Right Hand		Dimensions & Features				
Item No.	Description	Item No.	Description	d	l	hmax	Dmin	Inserts
Call For Details	1600-12x125 90 RD L IC	Call For Details	1600-12x125 90 RD R IC	12	125	3	17	1600 Series
Call For Details	1600-16x150 90 RD L IC	Call For Details	1600-16x150 90 RD R IC	16	150	3.5	21	1600 Series
Call For Details	1600-20x180 90 RD L IC	Call For Details	1600-20x180 90 RD R IC	20	180	4	25	1600 Series



Note: These holders require opposite insert
(ie: Right hand holder uses left hand insert)



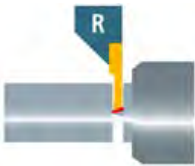
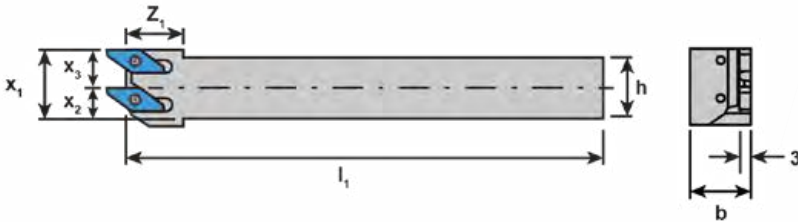


1600 Twin Holder

Type: Two Operations/Inserts
Coolant-Thru: None

Repeatability <20µm

Left Hand		Right Hand		Dimensions & Features								
Item No.	Description	Item No.	Description	h	b	l	z ₁	x ₁	x ₂	x ₃	Inserts	Max Ø
Call For Details	1600L/1600L-0810x100 Twin	Call For Details	1600R/1600R-0810x100 Twin	8	10	100	20	16	4	8	1600 Series	11.5
Call For Details	1600L/1600L-10x100 Twin	7005-150758	1600R/1600R-10x100 Twin	10	10	100	20	16	5	8	1600 Series	11.5
Call For Details	1600L/1600L-12x100 Twin	Call For Details	1600R/1600R-12x100 Twin	12	12	100	20	16	6	8	1600 Series	11.5
Call For Details	1600L/1600L-16x125 Twin	Call For Details	1600R/1600R-16x125 Twin	16	16	125	20	20	8	10	1600 Series	19
Call For Details	1600L/1600L-20x125 Twin	Call For Details	1600R/1600R-20x125 Twin	20	20	125	20	24	8	14	1600 Series	34
Call For Details	1600L/1600L-3/8"x100 Twin	Call For Details	1600R/1600R-3/8"x100 Twin	3/8"	3/8"	100	20	16	5	8	1600 Series	11.5
Call For Details	1600L/1600L-1/2"x100 Twin	Call For Details	1600R/1600R-1/2"x100 Twin	1/2"	1/2"	100	20	16	6	8	1600 Series	11.5
Call For Details	1600L/1600L-5/8"x125 Twin	Call For Details	1600R/1600R-5/8"x125 Twin	5/8"	5/8"	125	20	20	8	10	1600 Series	19
Call For Details	1600L/1600L-3/4"x125 Twin	Call For Details	1600R/1600R-3/4"x125 Twin	3/4"	3/4"	125	20	24	7	14	1600 Series	34



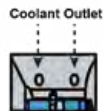
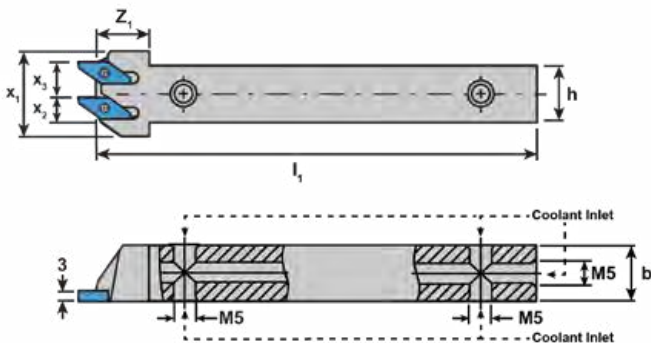
1600 Twin Holder Coolant-Thru

Type: Two Operations/Inserts
Coolant-Thru: Side & Rear Coolant Ports

Repeatability <10µm

Left Hand		Right Hand		Dimensions & Features									
Item No.	Description	Item No.	Description	h	b	l	z ₁	x ₁	x ₂	x ₃	d	Inserts	Max Ø
Call For Details	1600L/1600L-0812x100 Twin IC	Call For Details	1600R/1600R-0812x100 Twin IC	8	12	100	20	20	3	8	M5	1600 Series	11.5
Call For Details	1600L/1600L-1012x100 Twin IC	Call For Details	1600R/1600R-1012x100 Twin IC	10	12	100	20	20	4	8	M5	1600 Series	11.5
Call For Details	1600L/1600L-12x100 Twin IC	7005-150353	1600R/1600R-12x100 Twin IC	12	12	100	20	20	5	8	M5	1600 Series	11.5
Call For Details	1600L/1600L-16x125 Twin IC	Call For Details	1600R/1600R-16x125 Twin IC	16	16	125	20	24	7	10	G1/8	1600 Series	19
Call For Details	1600L/1600L-20x125 Twin IC	Call For Details	1600R/1600R-20x125 Twin IC	20	20	125	20	28	7	14	G1/8	1600 Series	34
Call For Details	1600L/1600L-3/8"12x100 Twin IC	Call For Details	1600R/1600R-3/8"12x100 Twin IC	3/8"	3/8"	100	20	20	4	8	M5	1600 Series	11.5
Call For Details	1600L/1600L-1/2"x100 Twin IC	Call For Details	1600R/1600R-1/2"x100 Twin IC	1/2"	1/2"	100	20	20	6	8	M5	1600 Series	11.5
Call For Details	1600L/1600L-5/8"x125 Twin IC	Call For Details	1600R/1600R-5/8"x125 Twin IC	5/8"	5/8"	125	20	24	7	10	G1/8	1600 Series	19
Call For Details	1600L/1600L-3/4"x125 Twin IC	Call For Details	1600R/1600R-3/4"x125 Twin IC	3/4"	3/4"	125	20	28	6	14	G1/8	1600 Series	34

Features (5) connection ports for simple connection to your oil delivery system. (4) Side ports and (1) one end port making connection possible on most machine tool positions



4005-000111

Connects to side ports on ALL Shank sizes
0° Male Union - M5-0.8 to 1/4 JIC Flare Fitting
Included With All Coolant-Thru Shanks.

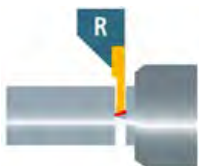


4005-000104

Connects to end port on 5/8" and larger shanks
0° Male Union - 1/8 BSPP to 1/4 JIC Flare Fitting
Fits Position (d) On Tool Holders
Sold Separately.



Superb Chip Control On Stringy Materials



1600 Y-Axis Holder

Type: Standard

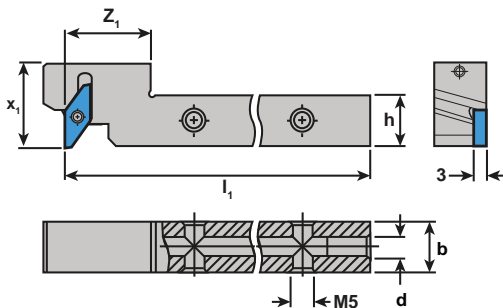
Coolant-Thru: Side & Rear Coolant Ports



Repeatability <10µm

Right Hand		Dimensions & Features							Coolant Fittings	
Item No.	Description	h	b	l	z ₁	x ₁	d	Inserts	Side	Rear
Call For Details	1600 YA-12x100-20 R IC	12	12	100	20	19.5	M5	1600 Series	4005-000111	4005-000111
Call For Details	1600 YA-12x100-25 R IC	12	12	100	25	19.5	M5	1600 Series	4005-000111	4005-000111
Call For Details	1600 YA-12x100-30 R IC	12	12	100	30	19.5	M5	1600 Series	4005-000111	4005-000111
Call For Details	1600 YA-16x125-20 R IC	16	16	125	20	19.5	G1/8	1600 Series	4005-000111	4005-000104
Call For Details	1600 YA-16x125-25 R IC	16	16	125	25	19.5	G1/8	1600 Series	4005-000111	4005-000104
Call For Details	1600 YA-16x125-30 R IC	16	16	125	30	19.5	G1/8	1600 Series	4005-000111	4005-000104
Call For Details	1600 YA-1/2"x100-20 R IC	1/2"	1/2"	100	20	19.5	M5	1600 Series	4005-000111	4005-000111
Call For Details	1600 YA-1/2"x100-25 R IC	1/2"	1/2"	100	25	19.5	M5	1600 Series	4005-000111	4005-000111
Call For Details	1600 YA-1/2"x100-30 R IC	1/2"	1/2"	100	30	19.5	M5	1600 Series	4005-000111	4005-000111
Call For Details	1600 YA-5/8"x125-20 R IC	5/8"	5/8"	125	20	19.5	G1/8	1600 Series	4005-000111	4005-000104
Call For Details	1600 YA-5/8"x125-25 R IC	5/8"	5/8"	125	25	19.5	G1/8	1600 Series	4005-000111	4005-000104
Call For Details	1600 YA-5/8"x125-30 R IC	5/8"	5/8"	125	30	19.5	G1/8	1600 Series	4005-000111	4005-000104

Features (5) connection ports for simple connection to your oil delivery system: (4) Side ports and (1) one end port making connection possible on most machine tool positions.



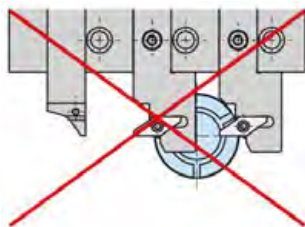
4005-000111

Connects to side ports on ALL Shank sizes
0° Male Union - M5-0.8 to 1/4 JIC Flare Fitting
Included With All Coolant-Thru Shanks.

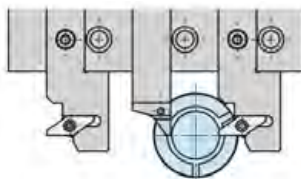


4005-000104

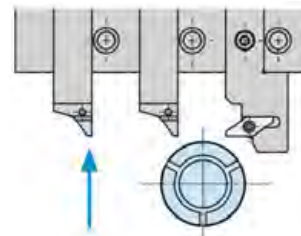
Connects to end port on 5/8" and larger shanks
0° Male Union - 1/8 BSPP to 1/4 JIC Flare Fitting
**Fits Position (d) On Tool Holders
Sold Separately.**



To avoid problems, two Y-Axis holders must not be mounted directly next to each other.



Mount a standard tool holder between the Y-Axis holders.



To prevent collisions, move back the holder in accordance with the overhanging length before changing the tool position.

multidec® SHORT

multidec® SHORT coolant-thru holders enable the use of multidec® turning inserts on commonly available quick change tooling systems. **multidec® 1600, 3000, ISO VC, & ISO VP** series inserts are currently available.

See Pg. 237
For Full Details




3000 Series Insert Shown

UTILIS
multidec[®]
swiss type tools
ISO Series



- Highly focused ISO style insert range collected specifically for Swiss applications
- Holders especially designed for Swiss-type machines
- Large choice of carbide grades cover a wide range of materials
- Vast assortment of chip breaker styles and geometries




**80° ISO
Inserts & Holders**



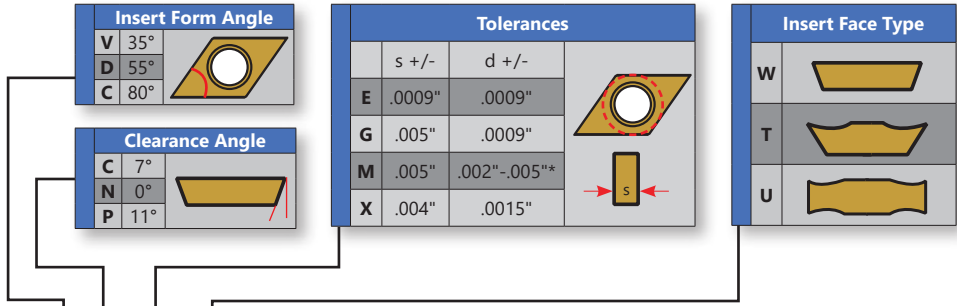
**55° ISO
Inserts & Holders**




**35° ISO
Inserts & Holders**



Works Great On Stringy Materials



DCGT 0702015 FN -A3 UHM 30 HX



Chip Breaker Type

Carbide Grade

Coating

Edge Condition	
F	SHARP
E	HONED

Hand	
L	Left
N	Neutral
R	Right

Edge Length / Inscribed Circle		
	l	d
80°	06	.251" .250"
	09	.381" .375"
	12	.507" .500"
55°	07	.305" .250"
	11	.456" .375"
35°	07	.305" .250"
	10	.394" .250"
	11	.437" .250"
	16	.653" .375"

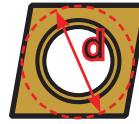
Insert Thickness	
02	.093"
03	.125"
T3	.156"
04	.187"

Nose Radius	
00	ZZ Zero
003	.0011"
006	.0023"
008	.0031"
01	.0039"
015	.0059"
02	.0078"
035	.0137"
04	.0157"
075	.0295"
08	.0314"


Coatings vs Material Type

Carbide										Cermet	Diamond	Materials		
-	-	■	■	■	□	□	■	□	■	■	-	-	-	Steel
-	■	-	■	□	□	■	■	■	□	■	-	-	-	Stainless Steel
□	■	-	□	-	□	■	-	-	-	-	-	-	-	Titanium & Ti-Alloys
■	□	-	-	-	□	□	-	□	-	■	■	■	■	Non Ferrous Metals
UHM 10	UHM 10 HX	UHM 10 MZ	UHM 20 HPX	UHM 20 MZ	UHM 30	UHM 30 HX	UHM 30 MZ	UHM 30 SX	UCM 10	UCM 10 HX	UCVD 08	UPCD 15	UPCD 20	

Material Class								
I	II	III	IV	V	VI	VII	VIII	IX
Steel Non-Alloyed	Steel Low-Alloyed	Steel High-Alloyed	Titanium	Stainless Steel (HB < 220)	Stainless Steel (HB ≥ 220)	Aluminum	Brass	Synthetics / Composites



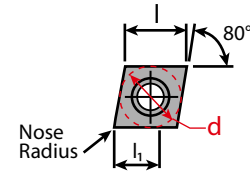
CC...06 inserts: d = .250"
 CC...09 inserts: d = .375"
 CC...12 inserts: d = .500"



CCGT Carbide PA3

Cut: Neutral

Chip Breaker: PA3, Polished Rake, Sharp Cutting Edge

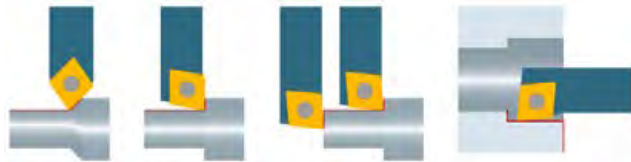


Repeatability < 20µm

Dimensions & Features

Item No.	Description	Edge	l	l ₁	Nose Radius	Holder	Coating
7005-123554	CCGT 060202 FN PA3 UHM10 HX	Sharp	6.4	4	.20mm/.0079in	SC...06	UHM 10 HX
7005-123560	CCGT 060204 FN PA3 UHM10 HX	Sharp	6.4	4	.40mm/.0157in	SC...06	UHM 10 HX
7005-123578	CCGT 09T304 FN PA3 UHM10 HX	Sharp	9.7	4	.40mm/.0157in	SC...09	UHM 10 HX
7005-123258	CCGT 09T308 FN PA3 UHM10 HX	Sharp	9.7	4	.80mm/.0315in	SC...09	UHM 10 HX

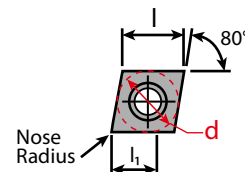
Application	Material Class								
	I	II	III	IV	V	VI	VII	VIII	IX
Roughing	-	-	-	-	-	-	□	-	□
Finishing	□	□	□	□	■	■	■	-	■
Micro Finishing	■	■	■	■	■	■	■	-	■



CCGT Carbide PA5

Cut: Neutral

Chip Breaker: PA5, Polished Rake, Sharp Cutting Edge




Repeatability < 20µm

Dimensions & Features

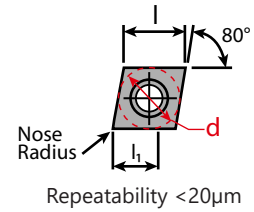
Item No.	Description	Edge	l	l ₁	Nose Radius	Holder	Coating
7005-123441	CCGT 060202 FN PA5 UHM10 HX	Sharp	6.4	4	.20mm/.0079in	SC...06	UHM 10 HX
7005-123443	CCGT 060204 FN PA5 UHM10 HX	Sharp	6.4	4	.40mm/.0157in	SC...06	UHM 10 HX
Call For Details	CCGT 09T302 FN PA5 UHM10 HX	Sharp	9.7	6	.20mm/.0079in	SC...09	UHM 10 HX
7005-123445	CCGT 09T304 FN PA5 UHM10 HX	Sharp	9.7	6	.40mm/.0157in	SC...09	UHM 10 HX
Call For Details	CCGT 09T308 FN PA5 UHM10 HX	Sharp	9.7	6	.80mm/.0315in	SC...09	UHM 10 HX
Call For Details	CCGT 120402 FN PA5 UHM10 HX	Sharp	12.9	8	.20mm/.0079in	SC...12	UHM 10 HX
7005-123447	CCGT 120404 FN PA5 UHM10 HX	Sharp	12.9	8	.40mm/.0157in	SC...12	UHM 10 HX
7005-123448	CCGT 120408 FN PA5 UHM10 HX	Sharp	12.9	8	.80mm/.0315in	SC...12	UHM 10 HX

Application	Material Class								
	I	II	III	IV	V	VI	VII	VIII	IX
Roughing	-	-	-	-	-	-	□	-	□
Finishing	■	■	■	□	■	■	■	-	■
Micro Finishing	■	■	■	□	■	■	■	-	■



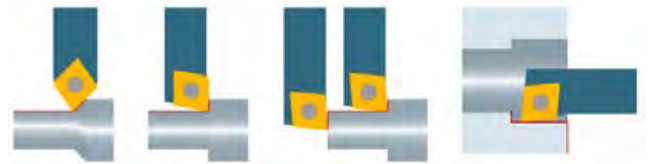


CCGT Carbide PA7
 Cut: Neutral
 Chip Breaker: PA7, Sharp Cutting Edge

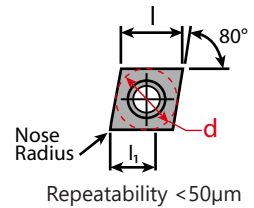


Item No.	Description	Dimensions & Features						
		Edge	I	I ₁	Nose Radius	Holder	Coating	
7005-123442	CCGT 060202 FN PA7 UHM10 HX	Sharp	6.4	4	.20mm/.0079in	SC...06	UHM 10 HX	
7005-123444	CCGT 060204 FN PA7 UHM10 HX	Sharp	6.4	4	.40mm/.0157in	SC...06	UHM 10 HX	
Call For Details	CCGT 09T305 FN PA7 UHM10 HX	Sharp	9.7	6	.05mm/.0019in	SC...09	UHM 10 HX	
7005-114379	CCGT 09T301 FN PA7 UHM10 HX	Sharp	9.7	6	.10mm/.0039in	SC...09	UHM 10 HX	
7005-123572	CCGT 09T302 FN PA7 UHM10 HX	Sharp	9.7	6	.20mm/.0079in	SC...09	UHM 10 HX	
7005-123446	CCGT 09T304 FN PA7 UHM10 HX	Sharp	9.7	6	.40mm/.0157in	SC...09	UHM 10 HX	
7005-123260	CCGT 09T308 FN PA7 UHM10 HX	Sharp	9.7	6	.80mm/.0315in	SC...09	UHM 10 HX	
7005-123579	CCGT 120402 FN PA7 UHM10 HX	Sharp	12.9	8	.20mm/.0079in	SC...12	UHM 10 HX	
7005-123315	CCGT 120404 FN PA7 UHM10 HX	Sharp	12.9	8	.40mm/.0157in	SC...12	UHM 10 HX	
7005-123449	CCGT 120408 FN PA7 UHM10 HX	Sharp	12.9	8	.80mm/.0315in	SC...12	UHM 10 HX	

Application	Material Class								
	I	II	III	IV	V	VI	VII	VIII	IX
Roughing	-	-	-	-	-	-	□	-	□
Finishing	□	□	□	□	□	□	■	-	■
Micro Finishing	■	■	■	□	■	■	■	-	■




CCXT Carbide PA9
 Cut: Neutral
 Chip Breaker: PA9, Honed Cutting Edge



Item No.	Description	Dimensions & Features						
		Edge	I	I ₁	Nose Radius	Holder	Coating	
7005-138582	CCXT 060204 EN PA9 UHM10 HX	Round	6.4	4	.40mm/.0157in	SC...06	UHM 10 HX	
7005-138584	CCXT 09T304 EN PA9 UHM10 HX	Round	9.7	6	.40mm/.0157in	SC...09	UHM 10 HX	
7005-138586	CCXT 09T308 EN PA9 UHM10 HX	Round	9.7	6	.80mm/.0315in	SC...09	UHM 10 HX	

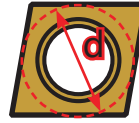
Application	Material Class								
	I	II	III	IV	V	VI	VII	VIII	IX
Roughing	□	□	□	□	□	□	■	-	-
Finishing	■	■	■	■	■	■	□	-	-
Micro Finishing	□	□	□	-	□	□	-	-	-



Coatings vs Material Type

Carbide										Cermet	Diamond	Materials		
-	-	■	■	■	□	□	■	□	■	■	-	-	-	Steel
-	■	-	■	□	□	■	■	■	□	■	-	-	-	Stainless Steel
□	■	-	□	-	□	■	-	-	-	-	-	-	-	Titanium & Ti-Alloys
■	□	-	-	-	□	□	-	□	-	■	■	■	■	Non Ferrous Metals
UHM 10	UHM 10 HX	UHM 10 MZ	UHM 20 HPX	UHM 20 MZ	UHM 30	UHM 30 HX	UHM 30 MZ	UHM 30 SX	UCM 10	UCM 10 HX	UCVD 08	UPCD 15	UPCD 20	

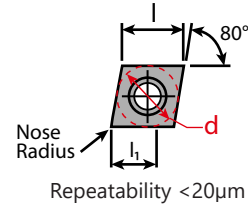
Material Class								
I	II	III	IV	V	VI	VII	VIII	IX
Steel Non-Alloyed	Steel Low-Alloyed	Steel High-Alloyed	Titanium	Stainless Steel (HB<220)	Stainless Steel (HB≥220)	Aluminum	Brass	Synthetics / Composites



CC...06 inserts: d =.250"
 CC...09 inserts: d =.375"
 CC...12 inserts: d =.500"



CCGT Carbide PF
 Cut: Neutral
 Chip Breaker: PF, Honed Cutting Edge

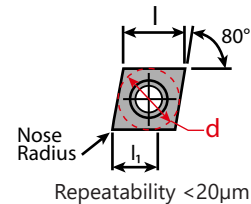


Item No.	Description	Dimensions & Features						Coating
		Edge	l	l ₁	Nose Radius	Holder		
7005-123321	CCGT 060202 EN PF UHM20 MZ	Round	6.4	1.5	.20mm/.0079in	SC...06	UHM 20 MZ	
7005-123323	CCGT 060202 EN PF UHM30 MZ	Round	6.4	1.5	.20mm/.0079in	SC...06	UHM 30 MZ	
Call For Details	CCGT 060202 EN PF UHM10 HX	Round	6.4	1.5	.20mm/.0079in	SC...06	UHM 10 HX	
Call For Details	CCGT 060202 EN PF UHM10 MZ	Round	6.4	1.5	.20mm/.0079in	SC...06	UHM 10 MZ	
Call For Details	CCGT 060204 EN PF UHM10 HX	Round	6.4	1.5	.40mm/.0157in	SC...06	UHM 10 HX	
Call For Details	CCGT 060204 EN PF UHM10 MZ	Round	6.4	1.5	.40mm/.0157in	SC...06	UHM 10 MZ	
Call For Details	CCGT 09T302 EN PF UHM10 HX	Round	9.7	2	.20mm/.0079in	SC...09	UHM 10 HX	
Call For Details	CCGT 09T302 EN PF UHM10 MZ	Round	9.7	2	.20mm/.0079in	SC...09	UHM 10 MZ	
Call For Details	CCGT 09T304 EN PF UHM10 HX	Round	9.7	2	.40mm/.0157in	SC...09	UHM 10 HX	
Call For Details	CCGT 09T304 EN PF UHM10 MZ	Round	9.7	2	.40mm/.0157in	SC...09	UHM 10 MZ	
Call For Details	CCGT 09T308 EN PF UHM10 MZ	Round	9.7	2	.80mm/.0315in	SC...09	UHM 10 MZ	
Call For Details	CCGT 120404 EN PF UHM10 HX	Round	12.9	3.2	.40mm/.0157in	SC...12	UHM 10 HX	

Application	Material Class								
	I	II	III	IV	V	VI	VII	VIII	IX
Roughing	□	□	□	-	□	□	-	-	-
Finishing	■	■	■	-	■	■	-	-	-
Micro Finishing	■	■	■	-	■	■	-	-	-



CCGT Carbide PF23
 Cut: Neutral
 Chip Breaker: PF23, Polished Rake, Sharp Cutting Edge



Item No.	Description	Dimensions & Features						Coating
		Edge	l	l ₁	Nose Radius	Holder		
Call For Details	CCGT 0602005 FN PF23 UHM30 HX	Sharp	6.4	2	.05mm/.0019in	SC...06	UHM 30 HX	
Call For Details	CCGT 060201 FN PF23 UHM30 HX	Sharp	6.4	2	.10mm/.0039in	SC...06	UHM 30 HX	
Call For Details	CCGT 060202 FN PF23 UHM30 HX	Sharp	6.4	2	.20mm/.0079in	SC...06	UHM 30 HX	
Call For Details	CCGT 09T3005 FN PF23 UHM30 HX	Sharp	9.7	3	.05mm/.0019in	SC...09	UHM 30 HX	
Call For Details	CCGT 09T301 FN PF23 UHM30 HX	Sharp	9.7	3	.10mm/.0039in	SC...09	UHM 30 HX	
Call For Details	CCGT 09T302 FN PF23 UHM30 HX	Sharp	9.7	3	.20mm/.0079in	SC...09	UHM 30 HX	

Application	Material Class								
	I	II	III	IV	V	VI	VII	VIII	IX
Roughing	-	-	-	-	-	-	-	-	-
Finishing	□	□	□	□	□	□	□	-	-
Micro Finishing	■	■	■	□	■	■	□	-	-

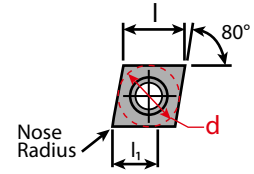




CCMT Carbide PF43

Cut: Neutral

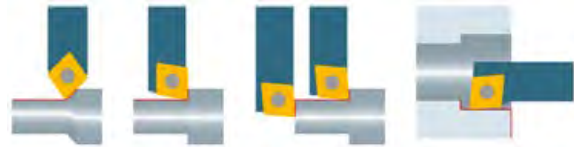
Chip Breaker: PF43, Honed Cutting Edge



Repeatability <50µm

		Dimensions & Features					
Item No.	Description	Edge	l	l ₁	Nose Radius	Holder	Coating
Call For Details	CCMT 060202 EN PF43 UHM30 HX	Round	6.4	2.6	.20mm/.0079in	SC...06	UHM 30 HX
Call For Details	CCMT 060204 EN PF43 UHM30 HX	Round	6.4	2.6	.40mm/.0157in	SC...06	UHM 30 HX
Call For Details	CCMT 09T302 EN PF43 UHM30 HX	Round	9.7	4	.20mm/.0079in	SC...09	UHM 30 HX
Call For Details	CCMT 09T304 EN PF43 UHM30 MZ	Round	9.7	4	.40mm/.0157in	SC...09	UHM 30 MZ
Call For Details	CCMT 09T308 EN PF43 UHM30 MZ	Round	9.7	4	.80mm/.0315in	SC...09	UHM 30 MZ

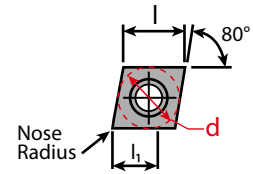
Application	Material Class								
	I	II	III	IV	V	VI	VII	VIII	IX
Roughing	■	■	■	-	■	■	-	-	-
Finishing	■	■	■	-	■	■	-	-	-
Micro Finishing	-	-	-	-	-	-	-	-	-



CCMT Carbide PM

Cut: Neutral

Chip Breaker: PM, Honed Cutting Edge



Repeatability <50µm

		Dimensions & Features					
Item No.	Description	Edge	l	l ₁	Nose Radius	Holder	Coating
7005-113683	CCMT 060204 EN PM UHM10 MZ	Round	6.4	2	.40mm/.0157in	SC...06	UHM 10 MZ
7005-123336	CCMT 060204 EN PM UHM20 MZ	Round	6.4	2	.40mm/.0157in	SC...06	UHM 20 MZ
7005-123337	CCMT 060204 EN PM UHM30 MZ	Round	6.4	2	.40mm/.0157in	SC...06	UHM 30 MZ
7005-113684	CCMT 060208 EN PM UHM10 MZ	Round	6.4	2	.80mm/.0315in	SC...06	UHM 10 MZ
7005-123338	CCMT 060208 EN PM UHM30 MZ	Round	6.4	2	.80mm/.0315in	SC...06	UHM 30 MZ
7005-113685	CCMT 09T304 EN PM UHM10 MZ	Round	9.7	3.2	.40mm/.0157in	SC...09	UHM 10 MZ
7005-123341	CCMT 09T304 EN PM UHM20 MZ	Round	9.7	3.2	.40mm/.0157in	SC...09	UHM 20 MZ
7005-123342	CCMT 09T304 EN PM UHM30 MZ	Round	9.7	3.2	.40mm/.0157in	SC...09	UHM 30 MZ
7005-113686	CCMT 09T308 EN PM UHM10 MZ	Round	9.7	3.2	.80mm/.0315in	SC...09	UHM 10 MZ
7005-123344	CCMT 09T308 EN PM UHM20 MZ	Round	9.7	3.2	.80mm/.0315in	SC...09	UHM 20 MZ
7005-123345	CCMT 09T308 EN PM UHM30 MZ	Round	9.7	3.2	.80mm/.0315in	SC...09	UHM 30 MZ
7005-113687	CCMT 120404 EN PM UHM10 MZ	Round	12.9	4.8	.40mm/.0157in	SC...12	UHM 10 MZ
7005-123347	CCMT 120404 EN PM UHM20 MZ	Round	12.9	4.8	.40mm/.0157in	SC...12	UHM 20 MZ
7005-123348	CCMT 120404 EN PM UHM30 MZ	Round	12.9	4.8	.40mm/.0157in	SC...12	UHM 30 MZ
7005-113688	CCMT 120408 EN PM UHM10 MZ	Round	12.9	4.8	.80mm/.0315in	SC...12	UHM 10 MZ
7005-123350	CCMT 120408 EN PM UHM20 MZ	Round	12.9	4.8	.80mm/.0315in	SC...12	UHM 20 MZ
7005-123351	CCMT 120408 EN PM UHM30 MZ	Round	12.9	4.8	.80mm/.0315in	SC...12	UHM 30 MZ

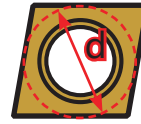
Application	Material Class								
	I	II	III	IV	V	VI	VII	VIII	IX
Roughing	■	■	■	-	■	■	-	-	-
Finishing	□	□	□	-	□	□	-	-	-
Micro Finishing	-	-	-	-	-	-	-	-	-



Coatings vs Material Type

Carbide										Cermet	Diamond	Materials		
-	-	■	■	■	□	□	■	□	■	■	-	-	-	Steel
-	■	-	■	□	□	■	■	■	□	■	-	-	-	Stainless Steel
□	■	-	□	-	□	■	-	-	-	-	-	-	-	Titanium & Ti-Alloys
■	□	-	-	-	□	□	-	-	-	■	■	■	Non Ferrous Metals	
UHM 10	UHM 10 HX	UHM 10 MZ	UHM 20 HPX	UHM 20 MZ	UHM 30	UHM 30 HX	UHM 30 MZ	UHM 30 SX	UCM 10	UCM 10 HX	UCVD 08	UPCD 15	UPCD 20	

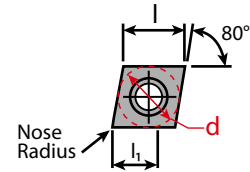
Material Class								
I	II	III	IV	V	VI	VII	VIII	IX
Steel Non-Alloyed	Steel Low-Alloyed	Steel High-Alloyed	Titanium	Stainless Steel (HB < 220)	Stainless Steel (HB ≥ 220)	Aluminum	Brass	Synthetics / Composites



CC...06 inserts: d = .250"
 CC...09 inserts: d = .375"
 CC...12 inserts: d = .500"




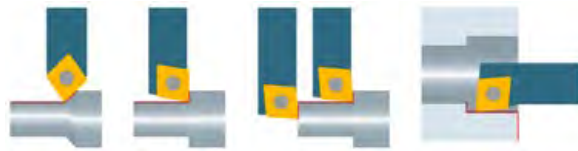
CCMT Cermet PMF
 Cut: Neutral
 Chip Breaker: PMF, Honed Cutting Edge



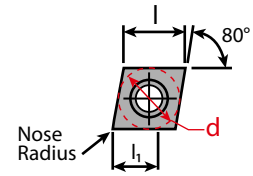
Repeatability < 50µm

Item No.	Description	Dimensions & Features						Holder	Coating
		Edge	l	l ₁	Nose Radius				
Call For Details 7005-126986	CCMT 060204 EN PMF UCM10 MZ	Round	6.4	2	.40mm/.0157in	SC...06	UCM 10 MZ		
	CCMT 09T304 EN PMF UCM10 MZ	Round	9.7	3.2	.40mm/.0157in	SC...09	UCM 10 MZ		
Call For Details 7005-126992	CCMT 09T308 EN PMF UCM10 MZ	Round	9.7	3.2	.80mm/.0315in	SC...09	UCM 10 MZ		
	CCMT 120404 EN PMF UCM10 MZ	Round	12.9	4.8	.40mm/.0157in	SC...12	UCM 10 MZ		

Application	Material Class								
	I	II	III	IV	V	VI	VII	VIII	IX
Roughing	■	■	■	-	■	■	-	-	-
Finishing	■	■	■	-	■	■	-	-	-
Micro Finishing	-	-	-	-	-	-	-	-	-



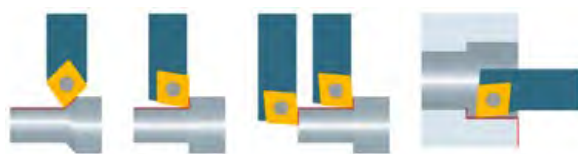
CCMT Carbide PM25
 Cut: Neutral
 Chip Breaker: PM25, Honed Cutting Edge



Repeatability < 50µm

Item No.	Description	Dimensions & Features						Holder	Coating
		Edge	l	l ₁	Nose Radius				
7005-112937	CCMT 060204 EN PM25 UHM20 HPX	Round	6.4	2	.40mm/.0157in	SC...06	UHM 20 HPX		
7005-112938	CCMT 09T304 EN PM25 UHM20 HPX	Round	9.7	2.2	.40mm/.0157in	SC...09	UHM 20 HPX		
7005-112939	CCMT 09T308 EN PM25 UHM20 HPX	Round	9.7	3.2	.80mm/.0315in	SC...09	UHM 20 HPX		

Application	Material Class								
	I	II	III	IV	V	VI	VII	VIII	IX
Roughing	-	-	-	-	-	-	-	-	-
Finishing	□	□	□	-	■	■	-	-	-
Micro Finishing	-	-	-	-	-	-	-	-	-

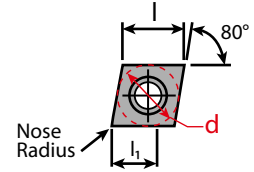




CCMT Carbide PM55

Cut: Neutral

Chip Breaker: PM55, Honed Cutting Edge



Repeatability <50µm

Item No.	Description	Dimensions & Features					
		Edge	I	I ₁	Nose Radius	Holder	Coating
7005-112940	CCMT 060204 EN PM55 UHM20 HPX	Round	6.4	2.6	.40mm/.0157in	SC...06	UHM 20 HPX
7005-112721	CCMT 09T304 EN PM55 UHM20 HPX	Round	9.7	3	.40mm/.0157in	SC...09	UHM 20 HPX
7005-112941	CCMT 09T308 EN PM55 UHM20 HPX	Round	9.7	4	.80mm/.0315in	SC...09	UHM 20 HPX
Call For Details	CCMT 120404 EN PM55 UHM20 HPX	Round	12.9	4	.40mm/.0157in	SC...12	UHM 20 HPX
Call For Details	CCMT 120408 EN PM55 UHM20 HPX	Round	12.9	4.8	.80mm/.0315in	SC...12	UHM 20 HPX

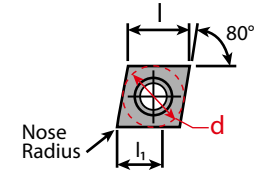
Application	Material Class								
	I	II	III	IV	V	VI	VII	VIII	IX
Roughing	□	□	□	-	■	■	-	-	-
Finishing	-	-	-	-	-	-	-	-	-
Micro Finishing	-	-	-	-	-	-	-	-	-



CCET Carbide -U

Cut: Neutral

Chip Breaker: -U, Ground Rake, Sharp Cutting Edge



Repeatability <10µm

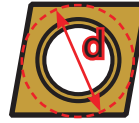
Item No.	Description	Dimensions & Features					
		Edge	I	I ₁	Nose Radius	Holder	Coating
7005-123190	CCET 0602003 FR U UHM10 HX	Sharp	6.4	2.5	.03mm/.0012in	SC...06	UHM 10 HX
7005-123551	CCET 060201 FR U UHM10 HX	Sharp	6.4	2.5	.10mm/.0039in	SC...06	UHM 10 HX
7005-123556	CCET 060202 FR U UHM10 HX	Sharp	6.4	2.5	.20mm/.0079in	SC...06	UHM 10 HX
7005-123565	CCET 09T3003 FR U UHM10 HX	Sharp	9.7	4	.03mm/.0012in	SC...09	UHM 10 HX
7005-123569	CCET 09T301 FR U UHM10 HX	Sharp	9.7	4	.10mm/.0039in	SC...09	UHM 10 HX
7005-123574	CCET 09T302 FR U UHM10 HX	Sharp	9.7	4	.20mm/.0079in	SC...09	UHM 10 HX

Application	Material Class								
	I	II	III	IV	V	VI	VII	VIII	IX
Roughing	-	-	-	-	-	-	-	-	-
Finishing	□	□	□	-	□	□	-	-	-
Micro Finishing	■	■	■	□	■	■	□	-	□




Coatings vs Material Type

Carbide										Cermet	Diamond	Materials		
-	-	■	■	■	□	□	■	□	■	■	-	-	-	Steel
-	■	-	■	□	□	■	■	■	□	■	-	-	-	Stainless Steel
□	■	-	□	-	□	■	-	-	-	-	-	-	-	Titanium & Ti-Alloys
■	□	-	-	-	□	-	-	-	-	■	■	■	Non Ferrous Metals	
UHM 10	UHM 10 HX	UHM 10 MZ	UHM 20 HPX	UHM 20 MZ	UHM 30	UHM 30 HX	UHM 30 MZ	UHM 30 SX	UCM 10	UCM 10 HX	UCVD 08	UPCD 15	UPCD 20	

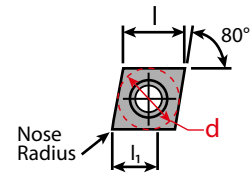


CC...06 inserts: d = .250"
 CC...09 inserts: d = .375"
 CC...12 inserts: d = .500"

Material Class								
I	II	III	IV	V	VI	VII	VIII	IX
Steel Non-Alloyed	Steel Low-Alloyed	Steel High-Alloyed	Titanium	Stainless Steel (HB < 220)	Stainless Steel (HB ≥ 220)	Aluminum	Brass	Synthetics / Composites



CCGT Diamond
 Cut: Neutral
 Chip Breaker: Sharp Cutting Edge




Repeatability < 20µm

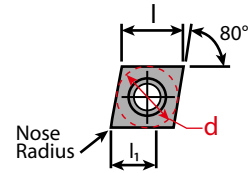
Item No.	Description	Dimensions & Features						Coating
		Edge	I	I ₁	Nose Radius	Holder	Coating	
7005-129021	CCGT 060201 FN UPCD15	Sharp	6.4	3.5	.10mm/.0039in	SC...06	UPCD 15	
7005-116078	CCGT 060201 FN UPCD20	Sharp	6.4	3.5	.10mm/.0039in	SC...06	UPCD 20	
7005-137707	CCGT 060202 FN UPCD15	Sharp	6.4	3.5	.20mm/.0079in	SC...06	UPCD 15	
7005-116081	CCGT 060202 FN UPCD20	Sharp	6.4	3.5	.20mm/.0079in	SC...06	UPCD 20	
7005-137708	CCGT 060204 FN UPCD15	Sharp	6.4	3.5	.40mm/.0157in	SC...06	UPCD 15	
7005-137709	CCGT 060208 FN UPCD15	Sharp	6.4	3	.80mm/.0315in	SC...06	UPCD 15	
7005-137710	CCGT 09T302 FN UPCD15	Sharp	9.7	4.5	.20mm/.0079in	SC...09	UPCD 15	
7005-116091	CCGT 09T302 FN UPCD20	Sharp	9.7	4.5	.20mm/.0079in	SC...09	UPCD 20	
7005-137711	CCGT 09T304 FN UPCD15	Sharp	9.7	4.3	.40mm/.0157in	SC...09	UPCD 15	
7005-137712	CCGT 09T308 FN UPCD15	Sharp	9.7	4.1	.80mm/.0315in	SC...09	UPCD 15	
7005-137713	CCGT 120404 FN UPCD15	Sharp	12.9	4.3	.40mm/.0157in	SC...12	UPCD 15	
7005-116101	CCGT 120404 FN UPCD20	Sharp	12.9	4.3	.40mm/.0157in	SC...12	UPCD 20	
7005-137714	CCGT 120408 FN UPCD15	Sharp	12.9	4.1	.80mm/.0315in	SC...12	UPCD 15	

Application	Material Class								
	I	II	III	IV	V	VI	VII	VIII	IX
Roughing	-	-	-	-	-	-	□	□	□
Finishing	-	-	-	-	-	-	■	■	■
Micro Finishing	-	-	-	-	-	-	■	■	■






CCGT Diamond TOP Wiper
 Cut: Neutral
 Chip Breaker: TOP Wiper, Sharp Cutting Edge



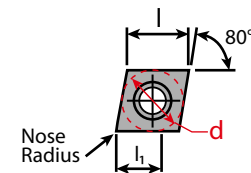
Repeatability <20µm

		Dimensions & Features					
Item No.	Description	Edge	I	I ₁	Nose Radius	Holder	Coating
7005-116079	CCGT 060201 FN TOP UPCD15	Sharp	6.4	3.5	.10mm/.0039in	SC...06	UPCD 15
7005-116080	CCGT 060201 FN TOP UPCD20	Sharp	6.4	3.5	.10mm/.0039in	SC...06	UPCD 20
7005-116082	CCGT 060202 FN TOP UPCD15	Sharp	6.4	3.5	.20mm/.0079in	SC...06	UPCD 15
7005-116083	CCGT 060202 FN TOP UPCD20	Sharp	6.4	3.5	.20mm/.0079in	SC...06	UPCD 20
7005-116086	CCGT 060204 FN TOP UPCD15	Sharp	6.4	3.5	.40mm/.0157in	SC...06	UPCD 15
7005-116092	CCGT 09T302 FN TOP UPCD15	Sharp	9.7	4.5	.20mm/.0079in	SC...09	UPCD 15
7005-116093	CCGT 09T302 FN TOP UPCD20	Sharp	9.7	4.5	.20mm/.0079in	SC...09	UPCD 20
7005-116095	CCGT 09T304 FN TOP UPCD15	Sharp	9.7	4.3	.40mm/.0157in	SC...09	UPCD 15
Call For Details	CCGT 09T304 FN TOP UPCD20	Sharp	9.7	4.3	.40mm/.0157in	SC...09	UPCD 20
Call For Details	CCGT 09T308 FN TOP UPCD15	Sharp	9.7	4.1	.80mm/.0315in	SC...09	UPCD 15
7005-116102	CCGT 120404 FN TOP UPCD15	Sharp	12.9	4.3	.40mm/.0157in	SC...12	UPCD 15
7005-116103	CCGT 120404 FN TOP UPCD20	Sharp	12.9	4.3	.40mm/.0157in	SC...12	UPCD 20
Call For Details	CCGT 120408 FN TOP UPCD15	Sharp	12.9	4.1	.80mm/.0315in	SC...12	UPCD 15
Call For Details	CCGT 120408 FN TOP UPCD20	Sharp	12.9	4.1	.80mm/.0315in	SC...12	UPCD 20

Application	Material Class								
	I	II	III	IV	V	VI	VII	VIII	IX
Roughing	-	-	-	-	-	-	□	□	□
Finishing	-	-	-	-	-	-	■	■	■
Micro Finishing	-	-	-	-	-	-	■	■	■



CCGT Diamond -UWS
 Cut: Neutral
 Chip Breaker: -UWS, Sharp Cutting Edge



Repeatability <20µm

		Dimensions & Features					
Item No.	Description	Edge	I	I ₁	Nose Radius	Holder	Coating
7005-116449	CCGT 060202 FN UWS UCVD08	Sharp	6.4	3	.20mm/.0079in	SC...06	UCVD 08
7005-116253	CCGT 060202 FN UWS UPCD15	Sharp	6.4	3	.20mm/.0079in	SC...06	UPCD 15
7005-116459	CCGT 060204 FN UWS UCVD08	Sharp	6.4	3	.40mm/.0157in	SC...06	UCVD 08
7005-116263	CCGT 060204 FN UWS UPCD15	Sharp	6.4	3	.40mm/.0157in	SC...06	UPCD 15
7005-116471	CCGT 060208 FN UWS UCVD08	Sharp	6.4	3	.80mm/.0315in	SC...06	UCVD 08
7005-116274	CCGT 060208 FN UWS UPCD15	Sharp	6.4	3	.80mm/.0315in	SC...06	UPCD 15
7005-116282	CCGT 09T302 FN UWS UPCD15	Sharp	9.7	3	.20mm/.0079in	SC...09	UPCD 15
7005-116489	CCGT 09T304 FN UWS UCVD08	Sharp	9.7	3	.40mm/.0157in	SC...09	UCVD 08
7005-116291	CCGT 09T304 FN UWS UPCD15	Sharp	9.7	3	.40mm/.0157in	SC...09	UPCD 15
7005-116316	CCGT 120404 FN UWS UPCD15	Sharp	12.9	3	.40mm/.0157in	SC...12	UPCD 15
7005-116327	CCGT 120408 FN UWS UPCD15	Sharp	12.9	3	.80mm/.0315in	SC...12	UPCD 15

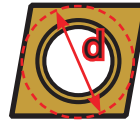
Application	Material Class								
	I	II	III	IV	V	VI	VII	VIII	IX
Roughing	-	-	-	-	-	-	□	□	□
Finishing	-	-	-	-	-	-	■	■	■
Micro Finishing	-	-	-	-	-	-	■	■	■



Coatings vs Material Type

Carbide										Cermet	Diamond	Materials		
-	-	■	■	■	□	□	■	□	■	■	-	-	-	Steel
-	■	-	■	□	□	■	■	■	□	■	-	-	-	Stainless Steel
□	■	-	□	-	□	■	-	-	-	-	-	-	-	Titanium & Ti-Alloys
■	□	-	-	-	□	□	-	□	-	■	■	■	■	Non Ferrous Metals
UHM 10	UHM 10 HX	UHM 10 MZ	UHM 20 HPX	UHM 20 MZ	UHM 30	UHM 30 HX	UHM 30 MZ	UHM 30 SX	UCM 10	UCM 10 HX	UCVD 08	UPCD 15	UPCD 20	

Material Class								
I	II	III	IV	V	VI	VII	VIII	IX
Steel Non-Alloyed	Steel Low-Alloyed	Steel High-Alloyed	Titanium	Stainless Steel (HB<220)	Stainless Steel (HB≥220)	Aluminum	Brass	Synthetics / Composites



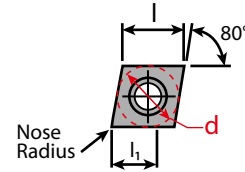
CC...06 inserts: d = .250"
 CC...09 inserts: d = .375"
 CC...12 inserts: d = .500"



CCGT Diamond -UWS TOP Wiper

Cut: Neutral

Chip Breaker: -UWS, TOP Wiper, Sharp Cutting Edge



Repeatability <20µm

		Dimensions & Features						
Item No.	Description	Edge	l	l ₁	Nose Radius	Holder	Coating	
7005-116453	CCGT 060202 FN TOP UWS UCVD08	Sharp	6.4	3	.20mm/.0079in	SC...06	UCVD 08	
7005-116463	CCGT 060204 FN TOP UWS UCVD08	Sharp	6.4	3	.40mm/.0157in	SC...06	UCVD 08	
7005-116267	CCGT 060204 FN TOP UWS UPCD15	Sharp	6.4	3	.40mm/.0157in	SC...06	UPCD 15	
Call For Details	CCGT 09T302 FN TOP UWS UCVD08	Sharp	9.7	3	.20mm/.0079in	SC...09	UCVD 08	
7005-116493	CCGT 09T304 FN TOP UWS UCVD08	Sharp	9.7	3	.40mm/.0157in	SC...09	UCVD 08	
7005-116295	CCGT 09T304 FN TOP UWS UPCD15	Sharp	9.7	3	.40mm/.0157in	SC...09	UPCD 15	
7005-116523	CCGT 120404 FN TOP UWS UCVD08	Sharp	12.9	3	.40mm/.0157in	SC...12	UCVD 08	
Call For Details	CCGT 120408 FN TOP UWS UCVD08	Sharp	12.9	3	.80mm/.0315in	SC...12	UCVD 08	
Call For Details	CCGT 120408 FN TOP UWS UPCD15	Sharp	12.9	3	.80mm/.0315in	SC...12	UPCD 15	

Application	Material Class								
	I	II	III	IV	V	VI	VII	VIII	IX
Roughing	-	-	-	-	-	-	-	-	-
Finishing	-	-	-	-	-	-	□	□	□
Micro Finishing	-	-	-	-	-	-	■	■	■

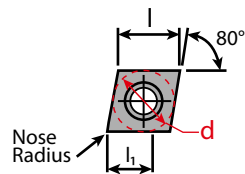




CCGT Diamond -UWN

Cut: Neutral


Chip Breaker: -UWN, Sharp Cutting Edge



Repeatability <20µm

		Dimensions & Features						
Item No.	Description	Edge	I	I ₁	Nose Radius	Holder	Coating	
7005-116448	CCGT 060202 FN UWN UCVD08	Sharp	6.4	3	.20mm/.0079in	SC...06	UCVD 08	
7005-116252	CCGT 060202 FN UWN UPCD20	Sharp	6.4	3	.20mm/.0079in	SC...06	UPCD 20	
7005-116458	CCGT 060204 FN UWN UCVD08	Sharp	6.4	3	.40mm/.0157in	SC...06	UCVD 08	
Call For Details	CCGT 060204 FN UWN UPCD15	Sharp	6.4	3	.40mm/.0157in	SC...06	UPCD 15	
7005-116262	CCGT 060204 FN UWN UPCD20	Sharp	6.4	3	.40mm/.0157in	SC...06	UPCD 20	
7005-116470	CCGT 060208 FN UWN UCVD08	Sharp	6.4	3	.80mm/.0315in	SC...06	UCVD 08	
7005-116273	CCGT 060208 FN UWN UPCD20	Sharp	6.4	3	.80mm/.0315in	SC...06	UPCD 20	
7005-116478	CCGT 09T302 FN UWN UCVD08	Sharp	9.7	3	.20mm/.0079in	SC...09	UCVD 08	
7005-116281	CCGT 09T302 FN UWN UPCD20	Sharp	9.7	3	.20mm/.0079in	SC...09	UPCD 20	
7005-116488	CCGT 09T304 FN UWN UCVD08	Sharp	9.7	3	.40mm/.0157in	SC...09	UCVD 08	
7005-116290	CCGT 09T304 FN UWN UPCD20	Sharp	9.7	3	.40mm/.0157in	SC...09	UPCD 20	
7005-116500	CCGT 09T308 FN UWN UCVD08	Sharp	9.7	3	.80mm/.0315in	SC...09	UCVD 08	
Call For Details	CCGT 09T308 FN UWN UPCD20	Sharp	9.7	3	.80mm/.0315in	SC...09	UPCD 20	
7005-116518	CCGT 120404 FN UWN UCVD08	Sharp	12.9	3	.40mm/.0157in	SC...12	UCVD 08	
7005-116315	CCGT 120404 FN UWN UPCD20	Sharp	12.9	3	.40mm/.0157in	SC...12	UPCD 20	
Call For Details	CCGT 120408 FN UWN UCVD08	Sharp	12.9	3	.80mm/.0315in	SC...12	UCVD 08	
7005-116326	CCGT 120408 FN UWN UPCD20	Sharp	12.9	3	.80mm/.0315in	SC...12	UPCD 20	

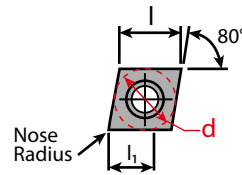
Application	Material Class								
	I	II	III	IV	V	VI	VII	VIII	IX
Roughing	-	-	-	-	-	-	□	□	□
Finishing	-	-	-	-	-	-	■	■	■
Micro Finishing	-	-	-	-	-	-	-	-	-



CCGT Diamond -UWN TOP Wiper

Cut: Neutral

Chip Breaker: -UWN, TOP Wiper, Sharp Cutting Edge



Repeatability <20µm

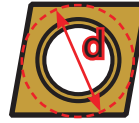
		Dimensions & Features						
Item No.	Description	Edge	I	I ₁	Nose Radius	Holder	Coating	
7005-116452	CCGT 060202 FN TOP UWN UCVD08	Sharp	6.4	3	.20mm/.0079in	SC...06	UCVD 08	
7005-116256	CCGT 060202 FN TOP UWN UPCD15	Sharp	6.4	3	.20mm/.0079in	SC...06	UPCD 15	
Call For Details	CCGT 060202 FN TOP UWN UPCD20	Sharp	6.4	3	.20mm/.0079in	SC...06	UPCD 20	
Call For Details	CCGT 060204 FN TOP UWN UCVD08	Sharp	6.4	3	.40mm/.0157in	SC...06	UCVD 08	
7005-116266	CCGT 060204 FN TOP UWN UPCD15	Sharp	6.4	3	.40mm/.0157in	SC...06	UPCD 15	
Call For Details	CCGT 060204 FN TOP UWN UPCD20	Sharp	6.4	3	.40mm/.0157in	SC...06	UPCD 20	
7005-116482	CCGT 09T302 FN TOP UWN UCVD08	Sharp	9.7	3	.20mm/.0079in	SC...09	UCVD 08	
7005-116285	CCGT 09T302 FN TOP UWN UPCD15	Sharp	9.7	3	.20mm/.0079in	SC...09	UPCD 15	
Call For Details	CCGT 09T302 FN TOP UWN UPCD20	Sharp	9.7	3	.20mm/.0079in	SC...09	UPCD 20	
7005-116492	CCGT 09T304 FN TOP UWN UCVD08	Sharp	9.7	3	.40mm/.0157in	SC...09	UCVD 08	
7005-116294	CCGT 09T304 FN TOP UWN UPCD15	Sharp	9.7	3	.40mm/.0157in	SC...09	UPCD 15	
Call For Details	CCGT 09T304 FN TOP UWN UPCD20	Sharp	9.7	3	.40mm/.0157in	SC...09	UPCD 20	
7005-116522	CCGT 120404 FN TOP UWN UCVD08	Sharp	12.9	3	.40mm/.0157in	SC...12	UCVD 08	
Call For Details	CCGT 120404 FN TOP UWN UPCD15	Sharp	12.9	3	.40mm/.0157in	SC...12	UPCD 15	
Call For Details	CCGT 120404 FN TOP UWN UPCD20	Sharp	12.9	3	.40mm/.0157in	SC...12	UPCD 20	
Call For Details	CCGT 120408 FN TOP UWN UCVD08	Sharp	12.9	3	.80mm/.0315in	SC...12	UCVD 08	
Call For Details	CCGT 120408 FN TOP UWN UPCD15	Sharp	12.9	3	.80mm/.0315in	SC...12	UPCD 15	
Call For Details	CCGT 120408 FN TOP UWN UPCD20	Sharp	12.9	3	.80mm/.0315in	SC...12	UPCD 20	

Application	Material Class								
	I	II	III	IV	V	VI	VII	VIII	IX
Roughing	-	-	-	-	-	-	□	□	□
Finishing	-	-	-	-	-	-	■	■	■
Micro Finishing	-	-	-	-	-	-	-	-	-




Coatings vs Material Type

Carbide										Cermet	Diamond	Materials		
-	-	■	■	■	□	□	■	□	■	■	-	-	-	Steel
-	■	-	■	□	□	■	■	■	□	■	-	-	-	Stainless Steel
□	■	-	□	-	□	■	-	-	-	-	-	-	-	Titanium & Ti-Alloys
■	□	-	-	-	□	-	-	-	-	■	■	■	Non Ferrous Metals	
UHM 10	UHM 10 HX	UHM 10 MZ	UHM 20 HPX	UHM 20 MZ	UHM 30	UHM 30 HX	UHM 30 MZ	UHM 30 SX	UCM 10	UCM 10 HX	UCVD 08	UPCD 15	UPCD 20	



CC...06 inserts: d = .250"
 CC...09 inserts: d = .375"
 CC...12 inserts: d = .500"

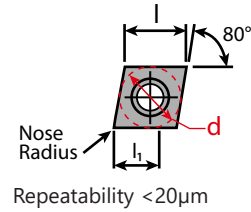
Material Class								
I	II	III	IV	V	VI	VII	VIII	IX
Steel Non-Alloyed	Steel Low-Alloyed	Steel High-Alloyed	Titanium	Stainless Steel (HB < 220)	Stainless Steel (HB ≥ 220)	Aluminum	Brass	Synthetics / Composites



CCGT Diamond -UWR

Cut: Neutral


Chip Breaker: -UWR, Sharp Cutting Edge



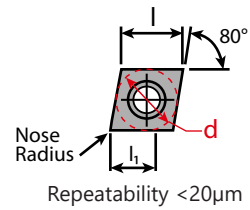
Item No.	Description	Dimensions & Features						Coating
		Edge	I	I ₁	Nose Radius	Holder		
Call For Details	CCGT 060204 FN UWR UPCD20	Sharp	6.4	3	.40mm/.0157in	SC...06	UPCD 20	
Call For Details	CCGT 09T304 FN UWR UPCD20	Sharp	9.7	3	.40mm/.0157in	SC...09	UPCD 20	
Call For Details	CCGT 09T308 FN UWR UPCD20	Sharp	9.7	3	.80mm/.0315in	SC...09	UPCD 20	

Application	Material Class								
	I	II	III	IV	V	VI	VII	VIII	IX
Roughing	-	-	-	-	-	-	□	□	□
Finishing	-	-	-	-	-	-	■	■	■
Micro Finishing	-	-	-	-	-	-	-	-	-



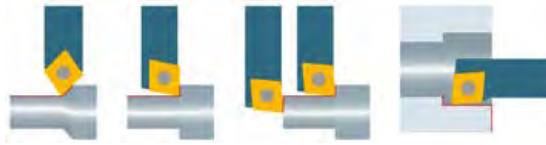


CCGW Diamond
 Cut: Neutral
 Chip Breaker: Sharp Cutting Edge

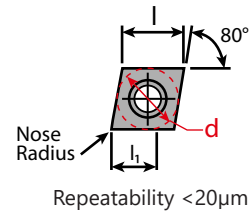


Dimensions & Features							
Item No.	Description	Edge	I	I ₁	Nose Radius	Holder	Coating
Call For Details	CCGW 060201 FN UPCD15	Sharp	6.4	3.4	.10mm/.0039in	SC...06	UPCD 15
Call For Details	CCGW 060201 FN UPCD20	Sharp	6.4	3.4	.10mm/.0039in	SC...06	UPCD 20
7005-116871	CCGW 060202 FN UCVD08	Sharp	6.4	3.4	.20mm/.0079in	SC...06	UCVD 08
7005-129020	CCGW 060202 FN UPCD15	Sharp	6.4	3.4	.20mm/.0079in	SC...06	UPCD 15
7005-116108	CCGW 060202 FN UPCD20	Sharp	6.4	3.4	.20mm/.0079in	SC...06	UPCD 20
7005-116872	CCGW 060204 FN UCVD08	Sharp	6.4	3.2	.40mm/.0157in	SC...06	UCVD 08
7005-120638	CCGW 060204 FN UPCD15	Sharp	6.4	3.2	.40mm/.0157in	SC...06	UPCD 15
7005-116112	CCGW 060204 FN UPCD20	Sharp	6.4	3.2	.40mm/.0157in	SC...06	UPCD 20
7005-120640	CCGW 060208 FN UPCD15	Sharp	6.4	3	.80mm/.0315in	SC...06	UPCD 15
Call For Details	CCGW 09T302 FN UCVD08	Sharp	9.7	4.5	.20mm/.0079in	SC...09	UCVD 08
7005-120641	CCGW 09T302 FN UPCD15	Sharp	9.7	4.5	.20mm/.0079in	SC...09	UPCD 15
7005-116119	CCGW 09T302 FN UPCD20	Sharp	9.7	4.5	.20mm/.0079in	SC...09	UPCD 20
7005-116876	CCGW 09T304 FN UCVD08	Sharp	9.7	4.3	.40mm/.0157in	SC...09	UCVD 08
7005-120643	CCGW 09T304 FN UPCD15	Sharp	9.7	4.3	.40mm/.0157in	SC...09	UPCD 15
7005-116122	CCGW 09T304 FN UPCD20	Sharp	9.7	4.3	.40mm/.0157in	SC...09	UPCD 20
7005-116877	CCGW 09T308 FN UCVD08	Sharp	9.7	4.1	.80mm/.0315in	SC...09	UCVD 08
7005-137715	CCGW 09T308 FN UPCD15	Sharp	9.7	4.1	.80mm/.0315in	SC...09	UPCD 15
7005-129044	CCGW 120404 FN UPCD15	Sharp	12.9	4.3	.40mm/.0157in	SC...12	UPCD 15
7005-116130	CCGW 120404 FN UPCD20	Sharp	12.9	4.3	.40mm/.0157in	SC...12	UPCD 20
7005-137716	CCGW 120408 FN UPCD15	Sharp	12.9	4.1	.80mm/.0315in	SC...12	UPCD 15

Application	Material Class								
	I	II	III	IV	V	VI	VII	VIII	IX
Roughing	-	-	-	-	-	-	□	□	□
Finishing	-	-	-	-	-	-	■	■	■
Micro Finishing	-	-	-	-	-	-	-	-	-

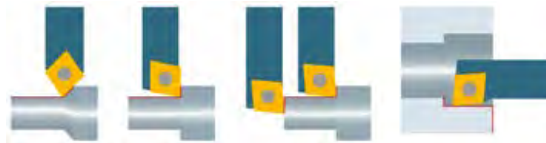


CCGW Diamond TOP Wiper
 Cut: Neutral
 Chip Breaker: TOP Wiper, Sharp Cutting Edge



Dimensions & Features							
Item No.	Description	Edge	I	I ₁	Nose Radius	Holder	Coating
7005-116106	CCGW 060201 FN TOP UPCD15	Sharp	6.4	3.4	.10mm/.0039in	SC...06	UPCD 15
7005-116107	CCGW 060201 FN TOP UPCD20	Sharp	6.4	3.4	.10mm/.0039in	SC...06	UPCD 20
7005-116109	CCGW 060202 FN TOP UPCD15	Sharp	6.4	3.4	.20mm/.0079in	SC...06	UPCD 15
7005-116110	CCGW 060202 FN TOP UPCD20	Sharp	6.4	3.4	.20mm/.0079in	SC...06	UPCD 20
Call For Details	CCGW 060204 FN TOP UPCD15	Sharp	6.4	3.2	.40mm/.0157in	SC...06	UPCD 15
7005-116117	CCGW 09T301 FN TOP UPCD15	Sharp	9.7	4.5	.10mm/.0039in	SC...09	UPCD 15
7005-116118	CCGW 09T301 FN TOP UPCD20	Sharp	9.7	4.5	.10mm/.0039in	SC...09	UPCD 20
7005-116120	CCGW 09T302 FN TOP UPCD15	Sharp	9.7	4.5	.20mm/.0079in	SC...09	UPCD 15
7005-116121	CCGW 09T302 FN TOP UPCD20	Sharp	9.7	4.5	.20mm/.0079in	SC...09	UPCD 20
7005-116123	CCGW 09T304 FN TOP UPCD15	Sharp	9.7	4.3	.40mm/.0157in	SC...09	UPCD 15
7005-116128	CCGW 120402 FN TOP UPCD15	Sharp	12.9	4.3	.20mm/.0079in	SC...12	UPCD 15
7005-116129	CCGW 120402 FN TOP UPCD20	Sharp	12.9	4.3	.20mm/.0079in	SC...12	UPCD 20
7005-116131	CCGW 120404 FN TOP UPCD15	Sharp	12.9	4.3	.40mm/.0157in	SC...12	UPCD 15
7005-116132	CCGW 120404 FN TOP UPCD20	Sharp	12.9	4.3	.40mm/.0157in	SC...12	UPCD 20

Application	Material Class								
	I	II	III	IV	V	VI	VII	VIII	IX
Roughing	-	-	-	-	-	-	□	□	□
Finishing	-	-	-	-	-	-	■	■	■
Micro Finishing	-	-	-	-	-	-	■	■	■





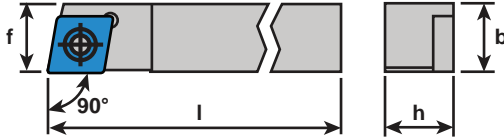
ISO Holder SCAC...U

Type: 90°

Coolant-Thru: None

Repeatability <20µm

Left Hand		Right Hand		Dimensions & Features				
Item No.	Description	Item No.	Description	h	b	l	f	Inserts
7005-045072	SCACL 0808 K06 U	7005-045078	SCACR 0808 K06 U	8	8	125	8	CC 0602
7005-045073	SCACL 1010 M06 U	7005-045079	SCACR 1010 M06 U	10	10	150	10	CC 0602
7005-045074	SCACL 1212 M09 U	7005-045080	SCACR 1212 M09 U	12	12	150	12	CC 09T3
7005-045076	SCACL 1616 H09 U	7005-045082	SCACR 1616 H09 U	16	16	100	16	CC 09T3
7005-045077	SCACL 2020 K12 U	7005-045083	SCACR 2020 K12 U	20	20	125	20	CC 1204



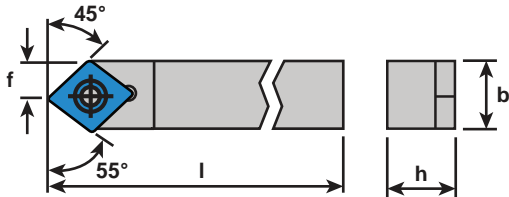
ISO Holder SCDC...U

Type: 45°

Coolant-Thru: None

Repeatability <20µm

Left Hand		Dimensions & Features				
Item No.	Description	h	b	l	f	Inserts
7005-045084	SCDCL 0808 K06 U	8	8	125	8	CC 0602
7005-045085	SCDCL 1010 M06 U	10	10	150	10	CC 0602
7005-045086	SCDCL 1212 M09 U	12	12	150	12	CC 09T3



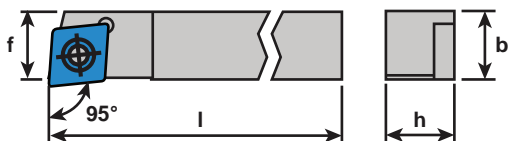
ISO Holder SCLC...U


Type: 95°

Coolant-Thru: None

Repeatability <20µm

Left Hand		Right Hand		Dimensions & Features				
Item No.	Description	Item No.	Description	h	b	l	f	Inserts
7005-148792	SCLCL 0808 F06 U	7005-148790	SCLCR 0808 F06 U	8	8	80	8	CC 0602
7005-045176	SCLCL 0808 H06 U	7005-045179	SCLCR 0808 H06 U	8	8	100	8	CC 0602
7005-148793	SCLCL 1010 F06 U	7005-148791	SCLCR 1010 F06 U	10	10	80	10	CC 0602
Call For Details	SCLCL 1010 H06 U	7005-045182	SCLCR 1010 H06 U	10	10	100	10	CC 0602
7005-045178	SCLCL 1212 H09 U	7005-045180	SCLCR 1212 H09 U	12	12	100	12	CC 09T3
Call For Details	SCLCL 1616 K09 U	Call For Details	SCLCR 1616 K09 U	16	16	125	16	CC 09T3
Call For Details	SCLCL 3/8" H06 U	Call For Details	SCLCR 3/8" H06 U	3/8"	3/8"	100	3/8"	CC 09T3
Call For Details	SCLCL 1/2" H09 U	7005-144711	SCLCR 1/2" H09 U	1/2"	1/2"	100	1/2"	CC 09T3
Call For Details	SCLCL 5/8" K09 U	Call For Details	SCLCR 5/8" K09 U	5/8"	5/8"	125	5/8"	CC 09T3





ISO Coolant-Thru Holder SCLC...U

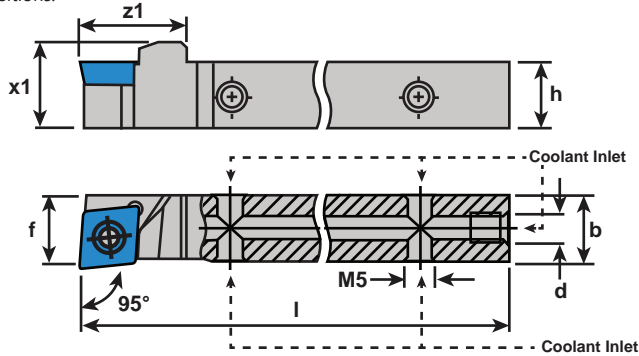
Type: 95°

Coolant-Thru: Rear & Side Ports

Repeatability <10µm

Left Hand		Right Hand		Dimensions & Features								Coolant Fittings		
Item No.	Description	Item No.	Description	h	b	l	z ¹	x ¹	f	(d)	Side	Rear	Inserts	
7005-146351	SCLCL 0808 H06 U IC	7005-146348	SCLCR 0808 H06 U IC	8	8	100	16	11.5	8	M5	4005-000111	4005-000111	CC 0602	
7005-146352	SCLCL 1010 H06 U IC	7005-146349	SCLCR 1010 H06 U IC	10	10	100	16	13.5	10	M5	4005-000111	4005-000111	CC 0602	
7005-146353	SCLCL 1212 H09 U IC	7005-146350	SCLCR 1212 H09 U IC	12	12	100	19	15.5	12	M5	4005-000111	4005-000111	CC 09T3	
7005-169189	SCLCL 1616 K09 U IC	7005-169188	SCLCR 1616 K09 U IC	16	16	125	19	19.5	16	G1/8"	4005-000111	4005-000104	CC 09T3	
Call For Details	SCLCL 3/8" H06 U IC	Call For Details	SCLCR 3/8" H06 U IC	3/8"	3/8"	100	16	13	3/8"	M5	4005-000111	4005-000111	CC 0602	
Call For Details	SCLCL 1/2" H09 U IC	Call For Details	SCLCR 1/2" H09 U IC	1/2"	1/2"	100	19	16.2	1/2"	M5	4005-000111	4005-000111	CC 09T3	
Call For Details	SCLCL 5/8" K09 U IC	7005-144716	SCLCR 5/8" K09 U IC	5/8"	5/8"	125	19	19.4	5/8"	G1/8"	4005-000111	4005-000104	CC 09T3	

Features (5) connection ports for simple connection to your oil delivery system. (4) Side ports and (1) one end port making connection possible on most machine tool positions.



4005-000111

Connects to side ports on ALL Shank sizes
0° Male Union - M5-0.8 to 1/4 JIC Flare Fitting
Included With All Coolant-Thru Shanks

4005-000104

Connects to end port on 5/8" and larger shanks
0° Male Union - 1/8 BSPP to 1/4 JIC Flare Fitting
Fits Position (d) On Tool Holders Sold Separately.



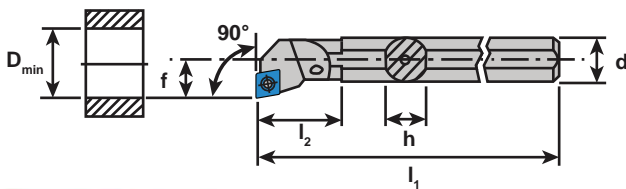
ISO Round Shank Holder SCFC

Type: 90°

Coolant-Thru: None

Repeatability <20µm

Left Hand		Right Hand		Dimensions & Features						
Item No.	Description	Item No.	Description	h	d	l ₁	l ₂	f	D _{min}	Inserts
7005-045209	A08F SCFCL 06	7005-045213	A08F SCFCR 06	7.6	8	80	17	5	11	CC 0602
7005-045211	A10H SCFCL 06	7005-045214	A10H SCFCR 06	9.5	10	100	19	7	13	CC 0602
7005-045212	A12K SCFCL 06	7005-045215	A12K SCFCR 06	11.5	12	125	22	9	16	CC 0602



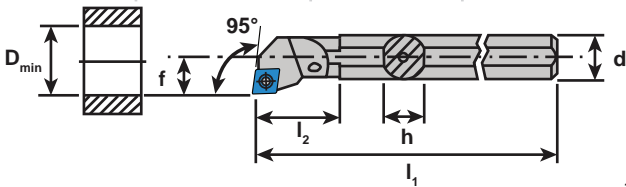
ISO Round Shank Holder SCLC

Type: 95°

Coolant-Thru: None

Repeatability <20µm

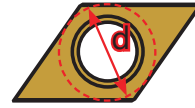
Left Hand		Right Hand		Dimensions & Features						
Item No.	Description	Item No.	Description	h	d	l ₁	l ₂	f	D _{min}	Inserts
7005-045216	A08F SCLCL 06	7005-045217	A08F SCLCR 06	7.6	8	80	17	5	11	CC 0602
7005-045218	A10H SCLCL 06	7005-045219	A10H SCLCR 06	9.5	10	100	19	7	13	CC 0602
7005-045220	A12K SCLCL 06	7005-045221	A12K SCLCR 06	11.5	12	125	22	9	16	CC 0602
7005-045222	A16M SCLCL 09	7005-045223	A16M SCLCR 09	15	16	150	29	11	20	CC 09T3
7005-045224	A20Q SCLCL 09	7005-045225	A20Q SCLCR 09	18.5	20	180	32	13	25	CC 09T3




Coatings vs Material Type

Carbide										Cermet	Diamond	Materials		
-	-	■	■	■	□	□	■	□	■	■	-	-	-	Steel
-	■	-	■	□	□	■	■	■	□	■	-	-	-	Stainless Steel
□	■	-	□	-	□	■	-	-	-	-	-	-	-	Titanium & Ti-Alloys
■	□	-	-	-	□	□	-	□	-	-	■	■	■	Non Ferrous Metals
UHM 10	UHM 10 HX	UHM 10 MZ	UHM 20 HPX	UHM 20 MZ	UHM 30	UHM 30 HX	UHM 30 MZ	UHM 30 SX	UCM 10	UCM 10 HX	UCVD 08	UPCD 15	UPCD 20	

Material Class								
I	II	III	IV	V	VI	VII	VIII	IX
Steel Non-Alloyed	Steel Low-Alloyed	Steel High-Alloyed	Titanium	Stainless Steel (HB < 220)	Stainless Steel (HB ≥ 220)	Aluminum	Brass	Synthetics / Composites



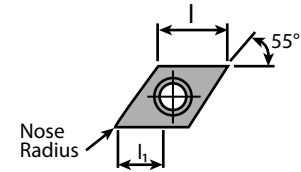
DC...07 inserts: d = .250"
DC...11 inserts: d = .375"



DCGT Carbide A3

Cut: Neutral

Chip Breaker: A3, Polished Rake, Sharp Cutting Edge



Repeatability <20µm

		Dimensions & Features						
Item No.	Description	Edge	l	l ₁	Nose Radius	Holder	Coating	
7005-123090	DCGT 0702006 FN A3 UHM10 HX	Sharp	7.75	4.1	.06mm/.0023in	SD...07	UHM 10 HX	
Call For Details	DCGT 0702006 FN A3 UHM20 HPX	Sharp	7.75	4.1	.06mm/.0023in	SD...07	UHM 20 HPX	
7005-123092	DCGT 0702015 FN A3 UHM10 HX	Sharp	7.75	4.1	.15mm/.0059in	SD...07	UHM 10 HX	
Call For Details	DCGT 0702015 FN A3 UHM20 HPX	Sharp	7.75	4.1	.15mm/.0059in	SD...07	UHM 20 HPX	
7005-137043	DCGT 0702035 FN A3 UHM10 HX	Sharp	7.75	4.1	.35mm/.0137in	SD...07	UHM 10 HX	
7005-116985	DCGT 0702035 FN A3 UHM20 HPX	Sharp	7.75	4.1	.35mm/.0137in	SD...07	UHM 20 HPX	
7005-123094	DCGT 11T3008 FN A3 UHM10 HX	Sharp	11.6	7.2	.08mm/.0031in	SD...11	UHM 10 HX	
Call For Details	DCGT 11T3008 FN A3 UHM20 HPX	Sharp	11.6	7.2	.08mm/.0031in	SD...11	UHM 20 HPX	
7005-123096	DCGT 11T3015 FN A3 UHM10 HX	Sharp	11.6	7.2	.15mm/.0059in	SD...11	UHM 10 HX	
Call For Details	DCGT 11T3015 FN A3 UHM20 HPX	Sharp	11.6	7.2	.15mm/.0059in	SD...11	UHM 20 HPX	
7005-123947	DCGT 11T3035 FN A3 UHM10 HX	Sharp	11.6	7.2	.35mm/.0137in	SD...11	UHM 10 HX	
Call For Details	DCGT 11T3035 FN A3 UHM20 HPX	Sharp	11.6	7.2	.35mm/.0137in	SD...11	UHM 20 HPX	

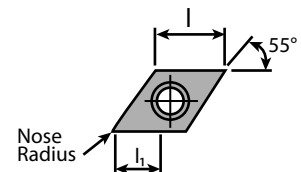
Application	Material Class								
	I	II	III	IV	V	VI	VII	VIII	IX
Roughing	-	-	-	-	-	-	-	-	-
Finishing	□	□	□	□	□	□	■	-	■
Micro Finishing	■	■	■	■	■	■	■	-	■



DCGT Carbide PA3

Cut: Neutral

Chip Breaker: PA3, Polished Rake, Sharp Cutting Edge




Repeatability <20µm

		Dimensions & Features						
Item No.	Description	Edge	l	l ₁	Nose Radius	Holder	Coating	
7005-123606	DCGT 070204 FN PA3 UHM10 HX	Sharp	7.75	4	0.4mm/.0157in	SD...07	UHM 10 HX	
7005-123632	DCGT 11T304 FN PA3 UHM10 HX	Sharp	11.6	6.2	0.4mm/.0157in	SD...11	UHM 10 HX	
7005-013474	DCGT 11T308 FN PA3 UHM10 HX	Sharp	11.6	6.2	0.8mm/.0314in	SD...11	UHM 10 HX	

Application	Material Class								
	I	II	III	IV	V	VI	VII	VIII	IX
Roughing	-	-	-	-	-	-	□	-	□
Finishing	□	□	□	□	□	□	■	-	■
Micro Finishing	■	■	■	■	■	■	■	-	■

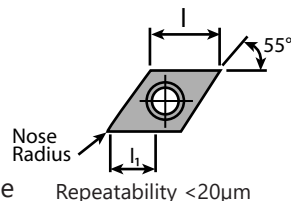




DCGT Carbide PA5

Cut: Neutral

Chip Breaker: PA5, Polished Rake, Sharp Cutting Edge



Item No.	Description	Dimensions & Features					
		Edge	I	I ₁	Nose Radius	Holder	Coating
7005-123450	DCGT 070202 FN PA5 UHM10 HX	Sharp	7.75	4.1	.2mm/.0078in	SD...07	UHM 10 HX
7005-123452	DCGT 070204 FN PA5 UHM10 HX	Sharp	7.75	4.1	.4mm/.0157in	SD...07	UHM 10 HX
7005-125738	DCGT 11T302 FN PA5 UHM10 HX	Sharp	11.6	7.2	.2mm/.0078in	SD...11	UHM 10 HX
7005-123453	DCGT 11T304 FN PA5 UHM10 HX	Sharp	11.6	7.2	.4mm/.0157in	SD...11	UHM 10 HX
7005-123769	DCGT 11T308 FN PA5 UHM10 HX	Sharp	11.6	7.2	.8mm/.0314in	SD...11	UHM 10 HX

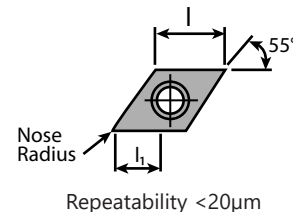
Application	Material Class								
	I	II	III	IV	V	VI	VII	VIII	IX
Roughing	-	-	-	-	-	-	□	-	□
Finishing	■	■	■	□	■	■	■	-	■
Micro Finishing	■	■	■	□	■	■	■	-	■



DCGT Carbide TOP5

Cut: Neutral

Chip Breaker: TOP5, Polished Rake, Sharp Cutting Edge



Item No.	Description	Dimensions & Features							
		Hand	Edge	I	I ₁	Nose Radius	Holder	Coating	
7005-126913	DCGT 11T304 FL TOP5 UHM10 HX	Left	Sharp	11.6	7.2	.4mm/.0157in	SD...11	UHM 10 HX	
7005-126917	DCGT 11T308 FL TOP5 UHM10 HX	Left	Sharp	11.6	7.2	.8mm/.0314in	SD...11	UHM 10 HX	
7005-126904	DCGT 11T304 FR TOP5 UHM10 HX	Right	Sharp	11.6	7.2	.4mm/.0157in	SD...11	UHM 10 HX	
7005-126905	DCGT 11T308 FR TOP5 UHM10 HX	Right	Sharp	11.6	7.2	.8mm/.0314in	SD...11	UHM 10 HX	
7005-126924	DCGT 11T304 FN TOP5 UHM10 HX	Neutral	Sharp	11.6	7.2	.4mm/.0157in	SD...11	UHM 10 HX	
7005-126927	DCGT 11T308 FN TOP5 UHM10 HX	Neutral	Sharp	11.6	7.2	.8mm/.0314in	SD...11	UHM 10 HX	

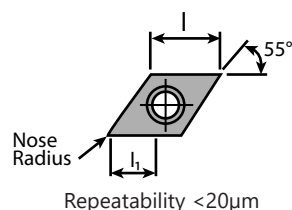
Application	Material Class								
	I	II	III	IV	V	VI	VII	VIII	IX
Roughing	□	□	□	□	□	□	□	-	□
Finishing	■	■	■	□	■	■	■	-	■
Micro Finishing	□	□	□	□	□	□	□	-	□



DCGT Carbide PA7

Cut: Neutral

Chip Breaker: PA7, Sharp Cutting Edge



Item No.	Description	Dimensions & Features					
		Edge	I	I ₁	Nose Radius	Holder	Coating
7005-114381	DCGT 0702005 FN PA7 UHM10 HX	Sharp	7.75	4	.05mm/.0019in	SD...07	UHM 10 HX
7005-113032	DCGT 070201 FN PA7 UHM10 HX	Sharp	7.75	4	.1mm/.0039in	SD...07	UHM 10 HX
7005-123451	DCGT 070202 FN PA7 UHM10 HX	Sharp	7.75	4	.2mm/.0078in	SD...07	UHM 10 HX
7005-012952	DCGT 070204 FN PA7 UHM10 HX	Sharp	7.75	4	.4mm/.0157in	SD...07	UHM 10 HX
7005-114383	DCGT 11T3005 FN PA7 UHM10 HX	Sharp	11.6	7.2	.05mm/.0019in	SD...11	UHM 10 HX
7005-114385	DCGT 11T301 FN PA7 UHM10 HX	Sharp	11.6	7.2	.1mm/.0039in	SD...11	UHM 10 HX
7005-013265	DCGT 11T302 FN PA7 UHM10 HX	Sharp	11.6	7.2	.2mm/.0078in	SD...11	UHM 10 HX
7005-123454	DCGT 11T304 FN PA7 UHM10 HX	Sharp	11.6	7.2	.4mm/.0157in	SD...11	UHM 10 HX
7005-123455	DCGT 11T308 FN PA7 UHM10 HX	Sharp	11.6	7.2	.8mm/.0314in	SD...11	UHM 10 HX

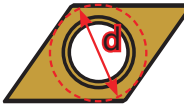
Application	Material Class								
	I	II	III	IV	V	VI	VII	VIII	IX
Roughing	-	-	-	-	-	-	□	-	□
Finishing	□	□	□	□	□	□	■	-	■
Micro Finishing	■	■	■	□	■	■	■	-	■



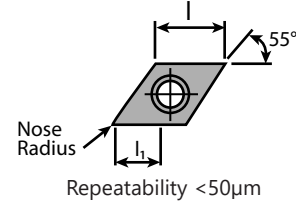
Coatings vs Material Type

Carbide										Cermet	Diamond	Materials		
-	-	■	■	■	□	□	■	□	■	■	-	-	-	Steel
-	■	-	■	□	□	■	■	■	□	■	-	-	-	Stainless Steel
□	■	-	□	-	□	■	-	-	-	-	-	-	-	Titanium & Ti-Alloys
■	□	-	-	-	□	□	-	□	-	■	■	■	Non Ferrous Metals	
UHM 10	UHM 10 HX	UHM 10 MZ	UHM 20 HPX	UHM 20 MZ	UHM 30	UHM 30 HX	UHM 30 MZ	UHM 30 SX	UCM 10	UCM 10 HX	UCVD 08	UPCD 15	UPCD 20	

Material Class								
I	II	III	IV	V	VI	VII	VIII	IX
Steel Non-Alloyed	Steel Low-Alloyed	Steel High-Alloyed	Titanium	Stainless Steel (HB < 220)	Stainless Steel (HB ≥ 220)	Aluminum	Brass	Synthetics / Composites



DC...07 inserts: d = .250"
DC...11 inserts: d = .375"

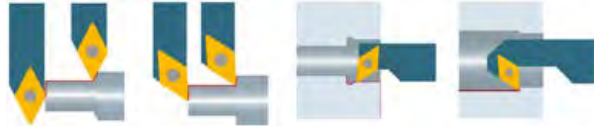


DCXT Carbide PA9

Cut: Neutral
Chip Breaker: PA9, Honed Cutting Edge

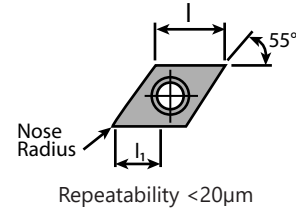
Dimensions & Features								
Item No.	Description	Edge	l	l ₁	Nose Radius	Holder	Coating	
7005-138588	DCXT 070204 EN PA9 UHM10 HX	Honed	7.75	4	.4mm/.0157in	SD...11	UHM 10 HX	
7005-138590	DCXT 11T304 EN PA9 UHM10 HX	Honed	11.6	7.2	.4mm/.0157in	SD...11	UHM 10 HX	
7005-138592	DCXT 11T308 EN PA9 UHM10 HX	Honed	11.6	7.2	.8mm/.0314in	SD...16	UHM 10 HX	

Application	Material Class								
	I	II	III	IV	V	VI	VII	VIII	IX
Roughing	□	□	□	□	□	□	■	-	-
Finishing	■	■	■	■	■	■	□	-	-
Micro Finishing	□	□	□	-	□	□	-	-	-




DCGT Carbide/Cermet PF

Cut: Neutral
Chip Breaker: PF, Sharp Or Honed Cutting Edge



Dimensions & Features								
Item No.	Description	Edge	l	l ₁	Nose Radius	Holder	Coating	
7005-138962	DCGT 070201 EN PF UCM10 HX	Honed	7.75	2.8	.1mm/.0039in	SD...07	UCM 10 HX	
7005-123353	DCGT 070202 EN PF UHM20 MZ	Honed	7.75	2.8	.2mm/.0078in	SD...07	UHM 20 MZ	
7005-123354	DCGT 070202 EN PF UHM30 MZ	Honed	7.75	2.8	.2mm/.0078in	SD...07	UHM 30 MZ	
7005-123839	DCGT 070202 EN PF UCM10 HX	Honed	7.75	2.8	.2mm/.0078in	SD...07	UCM 10 HX	
Call For Details	DCGT 070202 EN PF UCM10 MZ	Honed	7.75	2.8	.2mm/.0078in	SD...07	UCM 10 MZ	
7005-123604	DCGT 070204 EN PF UCM10 HX	Honed	7.75	2.8	.4mm/.0157in	SD...07	UCM 10 HX	
Call For Details	DCGT 070204 EN PF UCM10 MZ	Honed	7.75	2.8	.4mm/.0157in	SD...07	UCM 10 MZ	
7005-013460	DCGT 11T302 EN PF UCM10 HX	Honed	11.6	3.9	.2mm/.0078in	SD...11	UCM 10 HX	
7005-127009	DCGT 11T302 EN PF UCM10 MZ	Honed	11.6	3.9	.2mm/.0078in	SD...11	UCM 10 MZ	
7005-013274	DCGT 11T304 EN PF UCM10 HX	Honed	11.6	3.9	.4mm/.0157in	SD...11	UCM 10 HX	
Call For Details	DCGT 11T304 EN PF UCM10 MZ	Honed	11.6	3.9	.4mm/.0157in	SD...11	UCM 10 MZ	
7005-123635	DCGT 11T308 EN PF UCM10 HX	Honed	11.6	3.9	.8mm/.0314in	SD...11	UCM 10 HX	
Call For Details	DCGT 11T308 EN PF UCM10 MZ	Honed	11.6	3.9	.8mm/.0314in	SD...11	UCM 10 MZ	
7005-121943	DCGT 070201 FN PF UHM30 HX	Sharp	7.75	2.8	.1mm/.0039in	SD...07	UHM 30 HX	
Call For Details	DCGT 070201 FN PF UHM30 SX	Sharp	7.75	2.8	.1mm/.0039in	SD...07	UHM 30 SX	
7005-121841	DCGT 070202 FN PF UHM30 HX	Sharp	7.75	2.8	.2mm/.0078in	SD...07	UHM 30 HX	
Call For Details	DCGT 070202 FN PF UHM30 SX	Sharp	7.75	2.8	.2mm/.0078in	SD...07	UHM 30 SX	
7005-013518	DCGT 11T302 FN PF UHM30 HX	Sharp	11.6	3.9	.2mm/.0078in	SD...11	UHM 30 HX	
Call For Details	DCGT 11T302 FN PF UHM30 SX	Sharp	11.6	3.9	.2mm/.0078in	SD...11	UHM 30 SX	
7005-125251	DCGT 11T304 FN PF UHM30 HX	Sharp	11.6	3.9	.4mm/.0157in	SD...11	UHM 30 HX	
Call For Details	DCGT 11T304 FN PF UHM30 SX	Sharp	11.6	3.9	.4mm/.0157in	SD...11	UHM 30 SX	

Application	Material Class								
	I	II	III	IV	V	VI	VII	VIII	IX
Roughing	□	□	□	-	□	□	-	-	-
Finishing	■	■	■	-	■	■	-	-	-
Micro Finishing	■	■	■	-	■	■	-	-	-

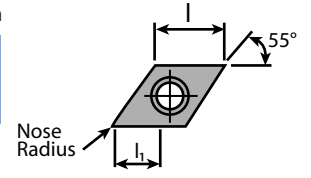




DCMT Carbide PF
 Cut: Neutral
 Chip Breaker: PF, Honed Cutting Edge

Repeatability <50µm

		Dimensions & Features						
Item No.	Description	Edge	I	I ₁	Nose Radius	Holder	Coating	
Call For Details	DCMT 070204 EN -PF UHM10 HX	Honed	7.75	2.9	.4mm/.0157in	SD...07	UHM 10 HX	
7005-123361	DCMT 070204 EN -PF UHM20 MZ	Honed	7.75	2.9	.4mm/.0157in	SD...07	UHM 20 MZ	
7005-123362	DCMT 070204 EN -PF UHM30 MZ	Honed	7.75	2.9	.4mm/.0157in	SD...07	UHM 30 MZ	
Call For Details	DCMT 11T304 EN -PF UHM10 HX	Honed	11.6	4.4	.4mm/.0157in	SD...11	UHM 10 HX	
7005-123366	DCMT 11T304 EN -PF UHM20 MZ	Honed	11.6	4.4	.4mm/.0157in	SD...11	UHM 20 MZ	
7005-123367	DCMT 11T304 EN -PF UHM30 MZ	Honed	11.6	4.4	.4mm/.0157in	SD...11	UHM 30 MZ	
Call For Details	DCMT 11T308 EN -PF UHM10 HX	Honed	11.6	4.4	.8mm/.0314in	SD...11	UHM 10 HX	
7005-123370	DCMT 11T308 EN -PF UHM20 MZ	Honed	11.6	4.4	.8mm/.0314in	SD...11	UHM 20 MZ	
7005-123371	DCMT 11T308 EN -PF UHM30 MZ	Honed	11.6	4.4	.8mm/.0314in	SD...11	UHM 30 MZ	



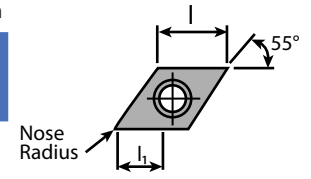
Application	Material Class								
	I	II	III	IV	V	VI	VII	VIII	IX
Roughing	■	■	■	-	■	■	-	-	-
Finishing	□	□	□	-	□	□	-	-	-
Micro Finishing	-	-	-	-	-	-	-	-	-



DCGT Carbide PF23
 Cut: Neutral
 Chip Breaker: PF23, Polished Rake, Sharp Cutting Edge

Repeatability <20µm

		Dimensions & Features						
Item No.	Description	Edge	I	I ₁	Nose Radius	Holder	Coating	
Call For Details	DCGT 0702003 EN PF23 UHM30 HX	Honed	7.75	3.6	.03mm/.0012in	SD...07	UHM 30 HX	
7005-127747	DCGT 0702005 FN PF23 UHM30 HX	Sharp	7.75	3.6	.05mm/.0019in	SD...07	UHM 30 HX	
7005-126998	DCGT 070201 FN PF23 UHM30 HX	Sharp	7.75	3.6	.1mm/.0039in	SD...07	UHM 30 HX	
7005-127752	DCGT 070202 FN PF23 UHM30 HX	Sharp	7.75	3.6	.2mm/.0078in	SD...07	UHM 30 HX	
7005-127755	DCGT 11T3005 FN PF23 UHM30 HX	Sharp	11.6	5.2	.05mm/.0019in	SD...11	UHM 30 HX	
7005-127006	DCGT 11T301 FN PF23 UHM30 HX	Sharp	11.6	5.2	.1mm/.0039in	SD...11	UHM 30 HX	
7005-127760	DCGT 11T302 FN PF23 UHM30 HX	Sharp	11.6	5.2	.2mm/.0078in	SD...11	UHM 30 HX	



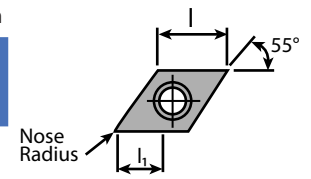
Application	Material Class								
	I	II	III	IV	V	VI	VII	VIII	IX
Roughing	-	-	-	-	-	-	-	-	-
Finishing	□	□	□	□	□	□	□	-	-
Micro Finishing	■	■	■	□	■	■	□	-	□



DCGT Carbide PF33
 Cut: Neutral
 Chip Breaker: PF33, Polished Rake, Sharp Cutting Edge

Repeatability <20µm

		Dimensions & Features						
Item No.	Description	Edge	I	I ₁	Nose Radius	Holder	Coating	
7005-114398	DCGT 0702005 FN PF33 UHM30 HX	Sharp	7.75	3.6	.05mm/.0019in	SD...07	UHM 30 HX	
7005-114400	DCGT 070201 FN PF33 UHM30 HX	Sharp	7.75	3.6	.1mm/.0039in	SD...07	UHM 30 HX	
7005-114402	DCGT 070202 FN PF33 UHM30 HX	Sharp	7.75	3.6	.2mm/.0078in	SD...07	UHM 30 HX	
7005-114404	DCGT 070204 FN PF33 UHM30 HX	Sharp	7.75	3.6	.4mm/.0157in	SD...07	UHM 30 HX	
7005-114373	DCGT 11T3005 FN PF33 UHM30 HX	Sharp	11.6	5.2	.05mm/.0019in	SD...11	UHM 30 HX	
7005-114407	DCGT 11T301 FN PF33 UHM30 HX	Sharp	11.6	5.2	.1mm/.0039in	SD...11	UHM 30 HX	
7005-114409	DCGT 11T302 FN PF33 UHM30 HX	Sharp	11.6	5.2	.2mm/.0078in	SD...11	UHM 30 HX	
7005-114411	DCGT 11T304 FN PF33 UHM30 HX	Sharp	11.6	5.2	.4mm/.0157in	SD...11	UHM 30 HX	



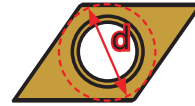
Application	Material Class								
	I	II	III	IV	V	VI	VII	VIII	IX
Roughing	□	□	□	-	□	□	-	-	-
Finishing	■	■	■	-	■	■	-	-	-
Micro Finishing	■	■	■	-	■	■	-	-	-



Coatings vs Material Type

Carbide										Cermet	Diamond	Materials		
-	-	■	■	■	□	□	■	□	■	■	-	-	-	Steel
-	■	-	■	□	□	■	■	■	□	■	-	-	-	Stainless Steel
□	■	-	□	-	□	■	-	-	-	-	-	-	-	Titanium & Ti-Alloys
■	□	-	-	-	□	□	-	□	-	-	■	■	■	Non Ferrous Metals
UHM 10	UHM 10 HX	UHM 10 MZ	UHM 20 HPX	UHM 20 MZ	UHM 30	UHM 30 HX	UHM 30 MZ	UHM 30 SX	UCM 10	UCM 10 HX	UCVD 08	UPCD 15	UPCD 20	

Material Class								
I	II	III	IV	V	VI	VII	VIII	IX
Steel Non-Alloyed	Steel Low-Alloyed	Steel High-Alloyed	Titanium	Stainless Steel (HB<220)	Stainless Steel (HB≥220)	Aluminum	Brass	Synthetics / Composites



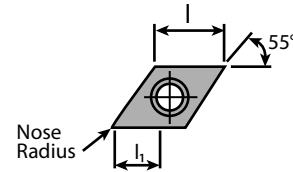
DC...07 inserts: d = .250"
DC...11 inserts: d = .375"



DCMT Carbide PF43

Cut: Neutral

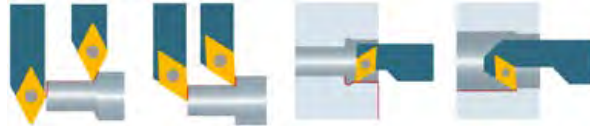
Chip Breaker: PF43, Honed Cutting Edge



Repeatability <50µm

Dimensions & Features								
Item No.	Description	Edge	l	l ₁	Nose Radius	Holder	Coating	
7005-114727	DCMT 070202 EN PF43 UHM20 MZ	Honed	7.75	3.8	.2mm/.0078in	SD...07	UHM 20 MZ	
7005-127209	DCMT 070202 EN PF43 UHM30 MZ	Honed	7.75	3.8	.2mm/.0078in	SD...07	UHM 30 MZ	
7005-127210	DCMT 070204 EN PF43 UHM30 MZ	Honed	7.75	3.8	.4mm/.0157in	SD...07	UHM 30 MZ	
7005-127211	DCMT 11T302 EN PF43 UHM30 MZ	Honed	11.6	5.5	.2mm/.0078in	SD...11	UHM 30 MZ	
7005-127212	DCMT 11T304 EN PF43 UHM30 MZ	Honed	11.6	5.5	.4mm/.0157in	SD...11	UHM 30 MZ	
7005-127213	DCMT 11T308 EN PF43 UHM30 MZ	Honed	11.6	5.5	.8mm/.0314in	SD...11	UHM 30 MZ	

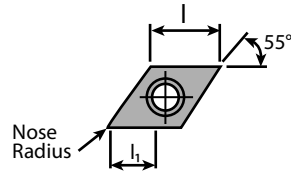
Application	Material Class								
	I	II	III	IV	V	VI	VII	VIII	IX
Roughing	■	■	■	-	■	■	-	-	-
Finishing	■	■	■	-	■	■	-	-	-
Micro Finishing	-	-	-	-	-	-	-	-	-



DCMT Carbide PM Roughing

Cut: Neutral

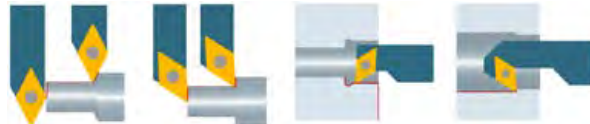
Chip Breaker: PM, Honed Cutting Edge



Repeatability <50µm

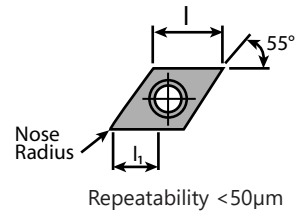
Dimensions & Features								
Item No.	Description	Edge	l	l ₁	Nose Radius	Holder	Coating	
7005-113692	DCMT 070204 EN PM UHM10 MZ	Honed	7.75	2.6	.4mm/.0157in	SD...07	UHM 10 MZ	
7005-123363	DCMT 070204 EN PM UHM20 MZ	Honed	7.75	2.6	.4mm/.0157in	SD...07	UHM 20 MZ	
7005-123291	DCMT 070204 EN PM UHM30 MZ	Honed	7.75	2.6	.4mm/.0157in	SD...07	UHM 30 MZ	
7005-123365	DCMT 070208 EN PM UHM30 MZ	Honed	7.75	2.6	.8mm/.0314in	SD...07	UHM 30 MZ	
7005-113693	DCMT 11T304 EN PM UHM10 MZ	Honed	11.6	4.1	.4mm/.0157in	SD...11	UHM 10 MZ	
7005-123368	DCMT 11T304 EN PM UHM20 MZ	Honed	11.6	4.1	.4mm/.0157in	SD...11	UHM 20 MZ	
7005-123369	DCMT 11T304 EN PM UHM30 MZ	Honed	11.6	4.1	.4mm/.0157in	SD...11	UHM 30 MZ	
7005-113694	DCMT 11T308 EN PM UHM10 MZ	Honed	11.6	4.1	.8mm/.0314in	SD...11	UHM 10 MZ	
7005-123372	DCMT 11T308 EN PM UHM20 MZ	Honed	11.6	4.1	.8mm/.0314in	SD...11	UHM 20 MZ	
7005-123373	DCMT 11T308 EN PM UHM30 MZ	Honed	11.6	4.1	.8mm/.0314in	SD...11	UHM 30 MZ	

Application	Material Class								
	I	II	III	IV	V	VI	VII	VIII	IX
Roughing	■	■	■	-	■	■	-	-	-
Finishing	□	□	□	-	□	□	-	-	-
Micro Finishing	-	-	-	-	-	-	-	-	-






DCMT Cermet PMF
 Cut: Neutral
 Chip Breaker: PMF, Honed Cutting Edge

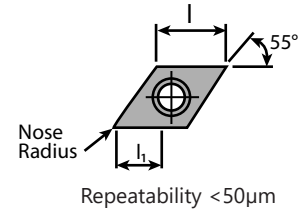


		Dimensions & Features						
Item No.	Description	Edge	I	I ₁	Nose Radius	Holder	Coating	
Call For Details	DCMT 070202 EN PMF UCM10 MZ	Honed	7.75	2.6	.2mm/.0078in	SD...07	UCM 10 MZ	
Call For Details	DCMT 070204 EN PMF UCM10 MZ	Honed	7.75	2.6	.4mm/.0157in	SD...07	UCM 10 MZ	
Call For Details	DCMT 11T304 EN PMF UCM10 MZ	Honed	11.6	4.1	.4mm/.0157in	SD...11	UCM 10 MZ	
Call For Details	DCMT 11T308 EN PMF UCM10 MZ	Honed	11.6	4.1	.8mm/.0314in	SD...11	UCM 10 MZ	

Application	Material Class								
	I	II	III	IV	V	VI	VII	VIII	IX
Roughing	■	■	■	-	■	■	-	-	-
Finishing	■	■	■	-	■	■	-	-	-
Micro Finishing	-	-	-	-	-	-	-	-	-




DCMT Carbide PM25
 Cut: Neutral
 Chip Breaker: PM25, Honed Cutting Edge

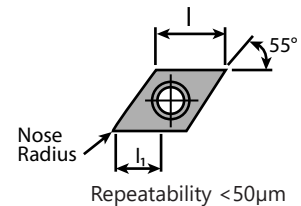


		Dimensions & Features						
Item No.	Description	Edge	I	I ₁	Nose Radius	Holder	Coating	
7005-112944	DCMT 070202 EN PM25 UHM20 HPX	Honed	7.75	1.6	.2mm/.0078in	SD...07	UHM 20 HPX	
7005-112945	DCMT 070204 EN PM25 UHM20 HPX	Honed	7.75	2	.4mm/.0157in	SD...07	UHM 20 HPX	
7005-147276	DCMT 11T302 EN PM25 UHM20 HPX	Honed	11.6	2	.2mm/.0078in	SD...11	UHM 20 HPX	
7005-147277	DCMT 11T304 EN PM25 UHM20 HPX	Honed	11.6	2.2	.4mm/.0157in	SD...11	UHM 20 HPX	
Call For Details	DCMT 11T308 EN PM25 UHM20 HPX	Honed	11.6	3.2	.8mm/.0314in	SD...11	UHM 20 HPX	

Application	Material Class								
	I	II	III	IV	V	VI	VII	VIII	IX
Roughing	-	-	-	-	-	-	-	-	-
Finishing	□	□	□	-	■	■	-	-	-
Micro Finishing	-	-	-	-	-	-	-	-	-



DCMT Carbide PM55
 Cut: Neutral
 Chip Breaker: PM55, Honed Cutting Edge



		Dimensions & Features						
Item No.	Description	Edge	I	I ₁	Nose Radius	Holder	Coating	
7005-112946	DCMT 070204 EN PM55 UHM20 HPX	Honed	7.75	2.2	.4mm/.0157in	SD...07	UHM 20 HPX	
7005-112947	DCMT 070208 EN PM55 UHM20 HPX	Honed	7.75	2.4	.8mm/.0314in	SD...07	UHM 20 HPX	
7005-112948	DCMT 11T304 EN PM55 UHM20 HPX	Honed	11.6	3	.4mm/.0157in	SD...11	UHM 20 HPX	
7005-112949	DCMT 11T308 EN PM55 UHM20 HPX	Honed	11.6	4	.8mm/.0314in	SD...11	UHM 20 HPX	

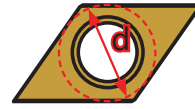
Application	Material Class								
	I	II	III	IV	V	VI	VII	VIII	IX
Roughing	□	□	□	-	■	■	-	-	-
Finishing	-	-	-	-	-	-	-	-	-
Micro Finishing	-	-	-	-	-	-	-	-	-



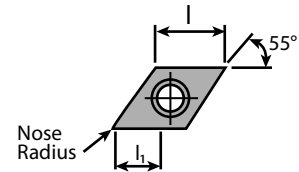
Coatings vs Material Type

Carbide													Cermet	Diamond	Materials				
-	-	■	■	■	□	□	■	□	■	■	-	-	-	■	■	-	-	-	Steel
-	■	-	■	□	□	■	■	□	■	-	-	-	-	-	-	-	-	-	Stainless Steel
□	■	-	□	-	□	■	-	-	-	-	-	-	-	-	-	-	-	-	Titanium & Ti-Alloys
■	□	-	-	-	□	□	-	□	-	-	-	-	-	■	■	■	-	-	Non Ferrous Metals
UHM 10	UHM 10 HX	UHM 10 MZ	UHM 20 HPX	UHM 20 MZ	UHM 30	UHM 30 HX	UHM 30 MZ	UHM 30 SX	UCM 10	UCM 10 HX	UCVD 08	UPCD 15	UPCD 20						

Material Class								
I	II	III	IV	V	VI	VII	VIII	IX
Steel Non-Alloyed	Steel Low-Alloyed	Steel High-Alloyed	Titanium	Stainless Steel (HB < 220)	Stainless Steel (HB ≥ 220)	Aluminum	Brass	Synthetics / Composites



DC...07 inserts: d = .250"
DC...11 inserts: d = .375"



DCET Carbide/Cermet U

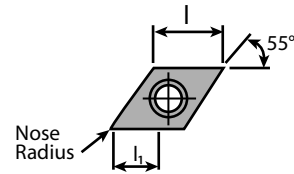

Cut: Neutral

Chip Breaker: U, Ground Rake, Sharp Cutting Edge

Repeatability < 10µm

Dimensions & Features								
Item No.	Description	Edge	l	l ₁	Nose Radius	Holder	Coating	
7005-123590	DCET 0702003 FR U UHM10 HX	Sharp	7.75	2.5	.03mm/.0012in	SD...07	UHM 10 HX	
7005-123595	DCET 070201 FR U UHM10 HX	Sharp	7.75	2.5	.1mm/.0039in	SD...07	UHM 10 HX	
7005-123594	DCET 070201 FR U UCM10 HX	Sharp	7.75	2.5	.1mm/.0039in	SD...07	UCM 10 HX	
7005-121955	DCET 070202 FR U UHM10 HX	Sharp	7.75	2.5	.2mm/.0078in	SD...07	UHM 10 HX	
7005-123602	DCET 070202 FR U UCM10 HX	Sharp	7.75	2.5	.2mm/.0078in	SD...07	UCM 10 HX	
7005-123622	DCET 11T301 FR U UHM10 HX	Sharp	11.6	4	.1mm/.0039in	SD...11	UHM 10 HX	
7005-123621	DCET 11T301 FR U UCM10 HX	Sharp	11.6	4	.1mm/.0039in	SD...11	UCM 10 HX	
7005-123629	DCET 11T302 FR U UHM10 HX	Sharp	11.6	4	.2mm/.0078in	SD...11	UHM 10 HX	
7005-123628	DCET 11T302 FR U UCM10 HX	Sharp	11.6	4	.2mm/.0078in	SD...11	UCM 10 HX	
7005-123634	DCET 11T304 FR U UHM10 HX	Sharp	11.6	4	.4mm/.0157in	SD...11	UHM 10 HX	

Application	Material Class								
	I	II	III	IV	V	VI	VII	VIII	IX
Roughing	-	-	-	-	-	-	-	-	-
Finishing	□	□	□	-	□	□	-	-	-
Micro Finishing	■	■	■	□	■	■	□	-	□



DCGT Diamond

Cut: Neutral

Chip Breaker: Sharp Cutting Edge

Repeatability < 20µm

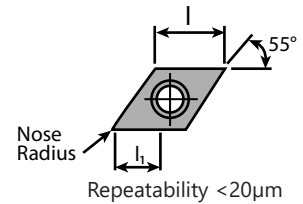
Dimensions & Features								
Item No.	Description	Edge	l	l ₁	Nose Radius	Holder	Coating	
7005-116136	DCGT 070201 FN UPCD20	Sharp	7.75	3.8	.1mm/.0039in	SD...07	UPCD 20	
7005-137717	DCGT 070202 FN UPCD15	Sharp	7.75	3.7	.2mm/.0078in	SD...07	UPCD 15	
7005-116139	DCGT 070202 FN UPCD20	Sharp	7.75	3.7	.2mm/.0078in	SD...07	UPCD 20	
7005-137718	DCGT 070204 FN UPCD15	Sharp	7.75	3.4	.4mm/.0157in	SD...07	UPCD 15	
7005-137719	DCGT 070208 FN UPCD15	Sharp	7.75	3	.8mm/.0314in	SD...07	UPCD 15	
7005-116152	DCGT 11T301 FN UPCD20	Sharp	11.6	4.8	.1mm/.0039in	SD...11	UPCD 20	
7005-129055	DCGT 11T302 FN UPCD15	Sharp	11.6	4.7	.2mm/.0078in	SD...11	UPCD 15	
7005-116155	DCGT 11T302 FN UPCD20	Sharp	11.6	4.7	.2mm/.0078in	SD...11	UPCD 20	
7005-137720	DCGT 11T304 FN UPCD15	Sharp	11.6	4.3	.4mm/.0157in	SD...11	UPCD 15	
7005-137721	DCGT 11T308 FN UPCD15	Sharp	11.6	4	.8mm/.0314in	SD...11	UPCD 15	
7005-137722	DCGT 11T312 FN UPCD15	Sharp	11.6	3.5	1.2mm/.0472in	SD...11	UPCD 15	

Application	Material Class								
	I	II	III	IV	V	VI	VII	VIII	IX
Roughing	-	-	-	-	-	-	□	□	□
Finishing	-	-	-	-	-	-	■	■	■
Micro Finishing	-	-	-	-	-	-	■	■	■





DCMT Diamond TOP
Cut: Neutral
Chip Breaker: TOP, Sharp Cutting Edge

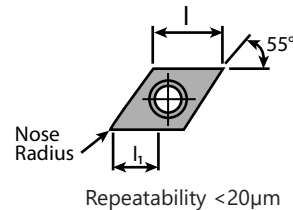


Item No.	Description	Dimensions & Features						
		Hand	Edge	I	I ₁	Nose Radius	Holder	Coating
7005-116135	DCGT 070201 FL TOP UP2D20	Left	7.75	3.8	Sharp	.1mm/.0039in	SD...07	UPCD 20
7005-116138	DCGT 070202 FL TOP UP2D20	Left	7.75	3.7	Sharp	.2mm/.0078in	SD...07	UPCD 20
7005-116151	DCGT 11T301 FL TOP UP2D20	Left	11.6	4.8	Sharp	.1mm/.0039in	SD...11	UPCD 20
7005-116154	DCGT 11T302 FL TOP UP2D20	Left	11.6	4.7	Sharp	.2mm/.0078in	SD...11	UPCD 20
7005-116137	DCGT 070201 FR TOP UP2D20	Right	7.75	3.8	Sharp	.1mm/.0039in	SD...07	UPCD 20
7005-116140	DCGT 070202 FR TOP UP2D20	Right	7.75	3.7	Sharp	.2mm/.0078in	SD...07	UPCD 20
7005-116153	DCGT 11T301 FR TOP UP2D20	Right	11.6	4.8	Sharp	.1mm/.0039in	SD...11	UPCD 20
7005-129056	DCGT 11T302 FR TOP UP2D20	Right	11.6	4.7	Sharp	.2mm/.0078in	SD...11	UPCD 20

Application	Material Class								
	I	II	III	IV	V	VI	VII	VIII	IX
Roughing	-	-	-	-	-	-	□	□	□
Finishing	-	-	-	-	-	-	■	■	■
Micro Finishing	-	-	-	-	-	-	■	■	■



DCMT Diamond UWS Micro Finishing
Cut: Neutral
Chip Breaker: UWS, Sharp Cutting Edge



Item No.	Description	Dimensions & Features						
		Edge	I	I ₁	Nose Radius	Holder	Coating	
7005-116334	DCGT 070201 FN UWS UP2D15	Sharp	7.75	3	.1mm/.0039in	SD...07	UPCD 15	
7005-147206	DCGT 070201 FN UWS UP2D20	Sharp	7.75	3	.1mm/.0039in	SD...07	UPCD 20	
7005-116537	DCGT 070202 FN UWS UCVD08	Sharp	7.75	3	.2mm/.0078in	SD...07	UCVD 08	
7005-116341	DCGT 070202 FN UWS UP2D15	Sharp	7.75	3	.2mm/.0078in	SD...07	UPCD 15	
Call For Details	DCGT 070202 FN UWS UP2D20	Sharp	7.75	3	.2mm/.0078in	SD...07	UPCD 20	
7005-116549	DCGT 070204 FN UWS UCVD08	Sharp	7.75	3	.4mm/.0157in	SD...07	UCVD 08	
7005-116352	DCGT 070204 FN UWS UP2D15	Sharp	7.75	3	.4mm/.0157in	SD...07	UPCD 15	
Call For Details	DCGT 070204 FN UWS UP2D20	Sharp	7.75	3	.4mm/.0157in	SD...07	UPCD 20	
7005-116557	DCGT 070208 FN UWS UCVD08	Sharp	7.75	3	.8mm/.0314in	SD...07	UCVD 08	
7005-116358	DCGT 070208 FN UWS UP2D15	Sharp	7.75	3	.8mm/.0314in	SD...07	UPCD 15	
7005-116360	DCGT 11T301 FN UWS UP2D15	Sharp	11.6	3	.1mm/.0039in	SD...11	UPCD 15	
Call For Details	DCGT 11T301 FN UWS UP2D20	Sharp	11.6	3	.1mm/.0039in	SD...11	UPCD 20	
7005-116568	DCGT 11T302 FN UWS UCVD08	Sharp	11.6	3	.2mm/.0078in	SD...11	UCVD 08	
7005-116367	DCGT 11T302 FN UWS UP2D15	Sharp	11.6	3	.2mm/.0078in	SD...11	UPCD 15	
Call For Details	DCGT 11T302 FN UWS UP2D20	Sharp	11.6	3	.2mm/.0078in	SD...11	UPCD 20	
7005-116579	DCGT 11T304 FN UWS UCVD08	Sharp	11.6	3	.4mm/.0157in	SD...11	UCVD 08	
7005-116380	DCGT 11T304 FN UWS UP2D15	Sharp	11.6	3	.4mm/.0157in	SD...11	UPCD 15	
Call For Details	DCGT 11T304 FN UWS UP2D20	Sharp	11.6	3	.4mm/.0157in	SD...11	UPCD 20	
7005-116587	DCGT 11T308 FN UWS UCVD08	Sharp	11.6	3	.8mm/.0314in	SD...11	UCVD 08	
7005-116387	DCGT 11T308 FN UWS UP2D15	Sharp	11.6	3	.8mm/.0314in	SD...11	UPCD 15	
Call For Details	DCGT 11T308 FN UWS UP2D20	Sharp	11.6	3	.8mm/.0314in	SD...11	UPCD 20	
Call For Details	DCGT 11T312 FN UWS UP2D15	Sharp	11.6	3.6	1.2mm/.0472in	SD...11	UPCD 15	

Application	Material Class								
	I	II	III	IV	V	VI	VII	VIII	IX
Roughing	-	-	-	-	-	-	-	-	-
Finishing	-	-	-	-	-	-	□	□	□
Micro Finishing	-	-	-	-	-	-	■	■	■



**Great For Unstable
or Thin-walled Parts**

Coatings vs Material Type

Carbide										Cermet	Diamond	Materials		
-	-	■	■	■	□	□	■	□	■	■	-	-	-	Steel
-	■	-	■	□	□	■	■	■	□	■	-	-	-	Stainless Steel
□	■	-	□	-	□	■	-	-	-	-	-	-	-	Titanium & Ti-Alloys
■	□	-	-	-	□	□	-	□	-	■	■	■	Non Ferrous Metals	
UHM 10	UHM 10 HX	UHM 10 MZ	UHM 20 HPX	UHM 20 MZ	UHM 30	UHM 30 HX	UHM 30 MZ	UHM 30 SX	UCM 10	UCM 10 HX	UCVD 08	UPCD 15	UPCD 20	

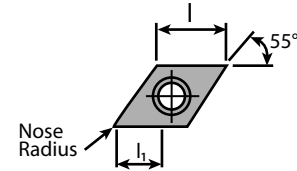
Material Class								
I	II	III	IV	V	VI	VII	VIII	IX
Steel Non-Alloyed	Steel Low-Alloyed	Steel High-Alloyed	Titanium	Stainless Steel (HB < 220)	Stainless Steel (HB ≥ 220)	Aluminum	Brass	Synthetics / Composites



DC...07 inserts: d = .250"
DC...11 inserts: d = .375"



DCGT Diamond UWN Micro Finishing
Cut: Neutral
Chip Breaker: UWN, Sharp Cutting Edge



Repeatability <20µm

Item No.	Description	Dimensions & Features						Holder	Coating
		Edge	l	l ₁	Nose Radius				
Call For Details 7005-116536	DCGT 070201 FN UWN UPCD20	Sharp	7.75	3	.1mm/.0039in	SD..07	UPCD 20		
Call For Details 7005-116548	DCGT 070202 FN UWN UCVD08	Sharp	7.75	3	.2mm/.0078in	SD..07	UCVD 08		
Call For Details 7005-116556	DCGT 070204 FN UWN UPCD20	Sharp	7.75	3	.4mm/.0157in	SD..07	UPCD 20		
Call For Details 7005-116357	DCGT 070208 FN UWN UCVD08	Sharp	7.75	3	.8mm/.0314in	SD..07	UCVD 08		
Call For Details 7005-116366	DCGT 11T301 FN UWN UPCD20	Sharp	11.6	3	.1mm/.0039in	SD..11	UPCD 20		
Call For Details 7005-116379	DCGT 11T302 FN UWN UCVD08	Sharp	11.6	3	.2mm/.0078in	SD..11	UCVD 08		
Call For Details 7005-116578	DCGT 11T304 FN UWN UCVD08	Sharp	11.6	3	.4mm/.0157in	SD..11	UCVD 08		
Call For Details 7005-116586	DCGT 11T308 FN UWN UCVD08	Sharp	11.6	3	.8mm/.0314in	SD..11	UCVD 08		
Call For Details 7005-116386	DCGT 11T308 FN UWN UPCD20	Sharp	11.6	3	.8mm/.0314in	SD..11	UPCD 20		

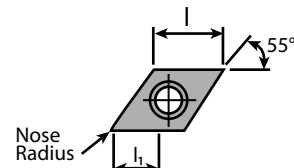
Application	Material Class								
	I	II	III	IV	V	VI	VII	VIII	IX
Roughing	-	-	-	-	-	-	□	□	□
Finishing	-	-	-	-	-	-	■	■	■
Micro Finishing	-	-	-	-	-	-	-	-	-



Great For Stable or Solid Parts



DCGT Diamond UWR
Cut: Neutral
Chip Breaker: UWR, Sharp Cutting Edge



Repeatability <20µm

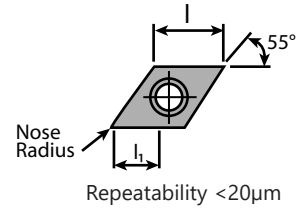
Item No.	Description	Dimensions & Features						Holder	Coating
		Edge	l	l ₁	Nose Radius				
Call For Details	DCGT 070204 FN UWR UPCD20	Sharp	7.75	3	.4mm/.0157in	SD..07	UPCD 20		
Call For Details	DCGT 11T304 FN UWR UPCD20	Sharp	11.6	3	.4mm/.0157in	SD..11	UPCD 20		
Call For Details	DCGT 11T308 FN UWR UPCD20	Sharp	11.6	3	.8mm/.0314in	SD..11	UPCD 20		

Application	Material Class								
	I	II	III	IV	V	VI	VII	VIII	IX
Roughing	-	-	-	-	-	-	□	□	□
Finishing	-	-	-	-	-	-	■	■	■
Micro Finishing	-	-	-	-	-	-	-	-	-





DCGW Diamond
 Cut: Neutral
 Chip Breaker: Sharp Cutting Edge

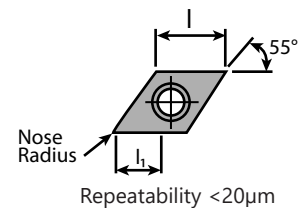


		Dimensions & Features					
Item No.	Description	Edge	I	I ₁	Nose Radius	Holder	Coating
Call For Details	DCGW 0702005 FN UPCD20	Sharp	7.75	3.5	.05mm/.0019in	SD...07	UPCD 20
7005-129023	DCGW 070201 FN UPCD20	Sharp	7.75	3.8	.1mm/.0039in	SD...07	UPCD 20
7005-138610	DCGW 070202 FN UCVD08	Sharp	7.75	3.7	.2mm/.0078in	SD...07	UCVD 08
7005-129022	DCGW 070202 FN UPCD15	Sharp	7.75	3.7	.2mm/.0078in	SD...07	UPCD 15
7005-116173	DCGW 070202 FN UPCD20	Sharp	7.75	3.7	.2mm/.0078in	SD...07	UPCD 20
7005-116888	DCGW 070204 FN UCVD08	Sharp	7.75	3.4	.4mm/.0157in	SD...07	UCVD 08
7005-012747	DCGW 070204 FN UPCD15	Sharp	7.75	3.4	.4mm/.0157in	SD...07	UPCD 15
7005-116176	DCGW 070204 FN UPCD20	Sharp	7.75	3.4	.4mm/.0157in	SD...07	UPCD 20
7005-116889	DCGW 070208 FN UCVD08	Sharp	7.75	3	.8mm/.0314in	SD...07	UCVD 08
7005-137723	DCGW 070208 FN UPCD15	Sharp	7.75	3	.8mm/.0314in	SD...07	UPCD 15
7005-116178	DCGW 070208 FN UPCD20	Sharp	7.75	3	.8mm/.0314in	SD...07	UPCD 20
7005-116183	DCGW 11T301 FN UPCD20	Sharp	11.6	4.8	.1mm/.0039in	SD...11	UPCD 20
7005-116891	DCGW 11T302 FN UCVD08	Sharp	11.6	4.7	.2mm/.0078in	SD...11	UCVD 08
7005-129057	DCGW 11T302 FN UPCD15	Sharp	11.6	4.7	.2mm/.0078in	SD...11	UPCD 15
7005-116186	DCGW 11T302 FN UPCD20	Sharp	11.6	4.7	.2mm/.0078in	SD...11	UPCD 20
7005-116892	DCGW 11T304 FN UCVD08	Sharp	11.6	4.3	.4mm/.0157in	SD...11	UCVD 08
7005-129054	DCGW 11T304 FN UPCD15	Sharp	11.6	4.3	.4mm/.0157in	SD...11	UPCD 15
7005-116188	DCGW 11T304 FN UPCD20	Sharp	11.6	4.3	.4mm/.0157in	SD...11	UPCD 20
7005-116893	DCGW 11T308 FN UCVD08	Sharp	11.6	4	.8mm/.0314in	SD...11	UCVD 08
7005-137724	DCGW 11T308 FN UPCD15	Sharp	11.6	4	.8mm/.0314in	SD...11	UPCD 15
7005-116190	DCGW 11T308 FN UPCD20	Sharp	11.6	4	.8mm/.0314in	SD...11	UPCD 20
7005-116191	DCGW 11T312 FN UPCD15	Sharp	11.6	3.6	1.2mm/.0472in	SD...11	UPCD 15
7005-116192	DCGW 11T312 FN UPCD20	Sharp	11.6	3.6	1.2mm/.0472in	SD...11	UPCD 20

Application	Material Class								
	I	II	III	IV	V	VI	VII	VIII	IX
Roughing	-	-	-	-	-	-	□	□	□
Finishing	-	-	-	-	-	-	■	■	■
Micro Finishing	-	-	-	-	-	-	■	■	■




DCGW Diamond TOP Wiper
 Cut: Neutral
 Chip Breaker: TOP Wiper, Sharp Cutting Edge



		Dimensions & Features						
Item No.	Description	Hand	Edge	I	I ₁	Nose Radius	Holder	Coating
Call For Details	DCGW 11T301 FL TOP UPCD20	Left	Sharp	11.6	4.8	.1mm/.0039in	SD...11	UPCD 20
7005-116185	DCGW 11T302 FL TOP UPCD20	Left	Sharp	11.6	4.7	.2mm/.0078in	SD...11	UPCD 20
Call For Details	DCGW 11T301 FR TOP UPCD20	Right	Sharp	11.6	4.7	.1mm/.0039in	SD...11	UPCD 20
7005-129045	DCGW 11T302 FR TOP UPCD20	Right	Sharp	11.6	4.8	.2mm/.0078in	SD...11	UPCD 20

Application	Material Class								
	I	II	III	IV	V	VI	VII	VIII	IX
Roughing	-	-	-	-	-	-	□	□	□
Finishing	-	-	-	-	-	-	■	■	■
Micro Finishing	-	-	-	-	-	-	■	■	■





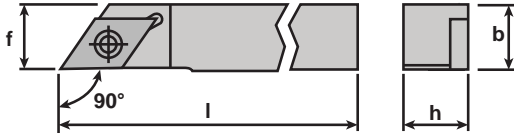
ISO Holder SDAC...U

Type: 90°

Coolant-Thru: None

Repeatability <20µm

Left Hand		Right Hand		Dimensions & Features				
Item No.	Description	Item No.	Description	b	h	l	f	Inserts
7005-045104	SDACL 0808 K07 U	7005-045109	SDACR 0808 K07 U	8	8	125	8	DC...0702
7005-045105	SDACL 1010 M07 U	7005-045110	SDACR 1010 M07 U	10	10	150	10	DC...0702
7005-045106	SDACL 1212 M07 U	7005-045111	SDACR 1212 M07 U	12	12	150	12	DC...0702
7005-045107	SDACL 1212 M11 U	7005-045112	SDACR 1212 M11 U	12	12	150	12	DC...11T3
7005-045181	SDACL 1616 K11 U	7005-043488	SDACR 1616 K11 U	16	16	125	16	DC...11T3



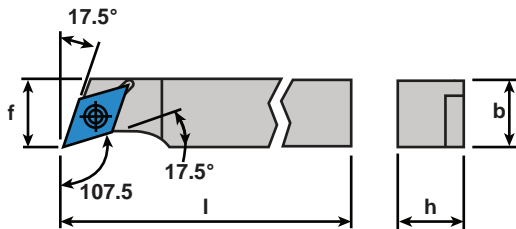
ISO Holder SDHC...U

Type: 107.5°

Coolant-Thru: None

Repeatability <20µm

Left Hand		Right Hand		Dimensions & Features				
Item No.	Description	Item No.	Description	b	h	l	f	Inserts
Call For Details	SDHCL 0808 H07 U	Call For Details	SDHCR 0808 H07 U	8	8	100	11	DC...0702
Call For Details	SDHCL 1010 H07 U	Call For Details	SDHCR 1010 H07 U	10	10	100	11	DC...0702
7005-114527	SDHCL 1212 H07 U	7005-114529	SDHCR 1212 H07 U	12	12	100	12	DC...0702
7005-114528	SDHCL 1616 K11 U	7005-114530	SDHCR 1616 K11 U	16	16	125	16	DC...11T3
Call For Details	SDHCL 3/8" H07 U	Call For Details	SDHCR 3/8" H07 U	3/8"	3/8"	100	11	DC...0702
Call For Details	SDHCL 1/2" H07 U	Call For Details	SDHCR 1/2" H07 U	1/2"	1/2"	100	1/2"	DC...0702
Call For Details	SDHCL 5/8" K11 U	Call For Details	SDHCR 5/8" K11 U	5/8"	5/8"	125	5/8"	DC...11T3





ISO Coolant-Thru Holder SDHC...U IC

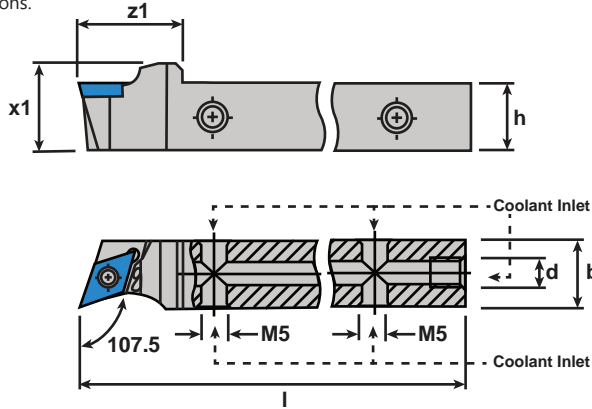
Type: 107.5°

Coolant-Thru: Rear & Side Ports

Repeatability <10µm

Left Hand Item No.	Description	Right Hand Item No.	Description	Dimensions & Features							Coolant Fittings		
				b	h	l	z ₁	x ₁	d	f	Inserts	Side	Rear
Call For Details	SDHCL 0808 H07 U IC	Call For Details	SDHCR 0808 H07 U IC	8	8	100	18	11.5	M5	11	DC...0702	4005-000111	4005-000111
Call For Details	SDHCL 1010 H07 U IC	Call For Details	SDHCR 1010 H07 U IC	10	10	100	18	13.5	M5	11	DC...0702	4005-000111	4005-000111
Call For Details	SDHCL 1212 H07 U IC	Call For Details	SDHCR 1212 H07 U IC	12	12	100	18	15.5	M5	12	DC...0702	4005-000111	4005-000111
Call For Details	SDHCL 1616 K11 U IC	Call For Details	SDHCR 1616 K11 U IC	16	16	125	21	19.5	G 1/8"	16	DC...11T3	4005-000111	4005-000104
Call For Details	SDHCL 3/8" H07 U IC	Call For Details	SDHCR 3/8" H07 U IC	3/8"	3/8"	100	18	13	M5	11	DC...0702	4005-000111	4005-000111
Call For Details	SDHCL 1/2" H07 U IC	Call For Details	SDHCR 1/2" H07 U IC	1/2"	1/2"	100	18	16.2	M5	1/2"	DC...0702	4005-000111	4005-000111
Call For Details	SDHCL 5/8" K11 U IC	Call For Details	SDHCR 5/8" K11 U IC	5/8"	5/8"	125	22	19.4	G 1/8"	5/8"	DC...11T3	4005-000111	4005-000104

Features (5) connection ports for simple connection to your oil delivery system. (4) Side ports and (1) one end port making connection possible on most machine tool positions.




4005-000111

Connects to side ports on ALL Shank sizes
0° Male Union - M5-0.8 to 1/4 JIC Flare Fitting
Included With All Coolant-Thru Shanks



4005-000104

Connects to end port on 5/8" and larger shanks
0° Male Union - 1/8 BSPP to 1/4 JIC Flare Fitting
Fits Position (d) On Tool Holders Sold Separately.



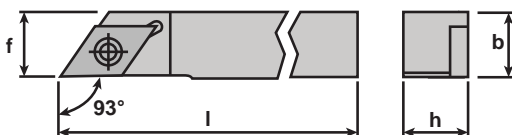
ISO Holder SDJC...U


Type: 93°

Coolant-Thru: None

Repeatability <20µm

Left Hand Item No.	Description	Right Hand Item No.	Description	Dimensions & Features				
				b	h	l	f	Inserts
7005-148796	SDJCL 0808 F07 U	7005-148794	SDJCR 0808 F07 U	8	8	80	8	DC...0702
7005-043320	SDJCL 0808 H07 U	7005-043321	SDJCR 0808 H07 U	8	8	100	8	DC...0702
7005-148797	SDJCL 1010 F07 U	7005-148795	SDJCR 1010 F07 U	10	10	80	10	DC...0702
7005-043322	SDJCL 1010 H07 U	7005-043323	SDJCR 1010 H07 U	10	10	100	10	DC...0702
Call For Details	SDJCL 1010 H11 U	7005-114544	SDJCR 1010 H11 U	10	10	100	10	DC...11T3
7005-043324	SDJCL 1212 H07 U	7005-043325	SDJCR 1212 H07 U	12	12	100	12	DC...0702
7005-044121	SDJCL 1212 H11 U	7005-044110	SDJCR 1212 H11 U	12	12	100	12	DC...11T3
7005-043328	SDJCL 1616 K07 U	7005-043329	SDJCR 1616 K07 U	16	16	125	16	DC...0702
7005-044148	SDJCL 1616 K11 U	7005-044148	SDJCL 1616 K11 U	16	16	125	16	DC...11T3
7005-045198	SDJCL 2020 K11 U	7005-045199	SDJCR 2020 K11 U	20	20	125	20	DC...11T3
7005-148800	SDJCL 3/8" F07 U	7005-148798	SDJCR 3/8" F07 U	9.525	9.525	80	9.525	DC...0702
Call For Details	SDJCL 3/8" H07 U	7005-138658	SDJCR 3/8" H07 U	9.525	9.525	100	9.525	DC...0702
7005-148801	SDJCL 3/8" F11 U	7005-148799	SDJCR 3/8" F11 U	9.525	9.525	80	9.525	DC...11T3
Call For Details	SDJCL 3/8" H11 U	7005-138417	SDJCR 3/8" H11 U	9.525	9.525	100	9.525	DC...11T3
7005-114045	SDJCL 1/2" H07 U	7005-127411	SDJCR 1/2" H07 U	12.7	12.7	100	12.7	DC...0702
Call For Details	SDJCL 1/2" H11 U	7005-138419	SDJCR 1/2" H11 U	12.7	12.7	100	12.7	DC...11T3
7005-113714	SDJCL 5/8" K11 U	7005-113715	SDJCR 5/8" K11 U	15.875	15.875	125	15.875	DC...11T3
7005-113716	SDJCL 3/4" K11 U	7005-113717	SDJCR 3/4" K11 U	19.05	19.05	125	19.05	DC...11T3





ISO Coolant-Thru Holder SDJC...U IC

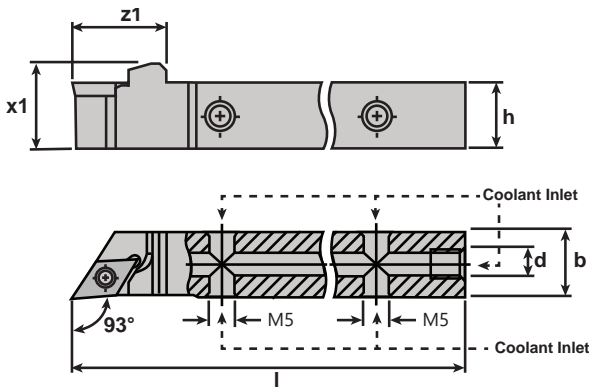
Type: 93°

Coolant-Thru: Side and Rear Ports

Repeatability <10µm

Left Hand		Right Hand		Dimensions & Features							Coolant Fittings	
Item No.	Description	Item No.	Description	b	h	l	z ₁	x ₁	d	Inserts	Side	Rear
Call For Details	SDJCL 0808 H07 U IC	Call For Details	SDJCR 0808 H07 U IC	8	8	100	17	11.5	M5	DC...0702	4005-000111	4005-000111
Call For Details	SDJCL 1010 H07 U IC	Call For Details	SDJCR 1010 H07 U IC	10	10	100	17	13.5	M5	DC...0702	4005-000111	4005-000111
Call For Details	SDJCL 1010 H11 U IC	Call For Details	SDJCR 1010 H11 U IC	10	10	100	22	13.5	M5	DC...11T3	4005-000111	4005-000111
Call For Details	SDJCL 1212 H07 U IC	Call For Details	SDJCR 1212 H07 U IC	12	12	100	17	15.5	M5	DC...0702	4005-000111	4005-000111
Call For Details	SDJCL 1212 H11 U IC	Call For Details	SDJCR 1212 H11 U IC	12	12	100	22	15.5	M5	DC...11T3	4005-000111	4005-000111
Call For Details	SDJCL 1616 K07 U IC	7005-146359A	SDJCR 1616 K07 U IC	16	16	125	17	15.5	G1/8"	DC...0702	4005-000111	4005-000104
7005-146368A	SDJCL 1616 K11 U IC	Call For Details	SDJCR 1616 K11 U IC	16	16	125	22	19.5	G1/8"	DC...11T3	4005-000111	4005-000104
Call For Details	SDJCL 2020 K11 U IC	Call For Details	SDJCR 2020 K11 U IC	20	20	125	22	23.5	G1/8"	DC...11T3	4005-000111	4005-000104
Call For Details	SDJCL 3/8" H07 U IC	Call For Details	SDJCR 3/8" H07 U IC	9.525	9.525	100	17	13	M5	DC...0702	4005-000111	4005-000111
Call For Details	SDJCL 3/8" H11 U IC	7005-146371A	SDJCR 3/8" H11 U IC	9.525	9.525	100	22	13	M5	DC...11T3	4005-000111	4005-000111
7005-146381A	SDJCL 1/2" H07 U IC	7005-146372A	SDJCR 1/2" H07 U IC	12.7	12.7	100	17	16.2	M5	DC...0702	4005-000111	4005-000111
7005-146382A	SDJCL 1/2" H11 U IC	7005-146373A	SDJCR 1/2" H11 U IC	12.7	12.7	100	22	16.2	M5	DC...11T3	4005-000111	4005-000111
Call For Details	SDJCL 5/8" K07 U IC	7005-146374A	SDJCR 5/8" K07 U IC	15.875	15.875	125	17	19.5	G1/8"	DC...0702	4005-000111	4005-000104
7005-146384A	SDJCL 5/8" K11 U IC	7005-146377A	SDJCR 5/8" K11 U IC	15.875	15.875	125	22	19.5	G1/8"	DC...11T3	4005-000111	4005-000104
Call For Details	SDJCL 3/4" K11 U IC	Call For Details	SDJCR 3/4" K11 U IC	19.05	19.05	125	22	22.6	G1/8"	DC...11T3	4005-000111	4005-000104

Features (5) connection ports for simple connection to your oil delivery system. (4) Side ports and (1) one end port making connection possible on most machine tool positions.



4005-000111

Connects to side ports on ALL Shank sizes
0° Male Union - M5-0.8 to 1/4 JIC Flare Fitting
Included With All Coolant-Thru Shanks


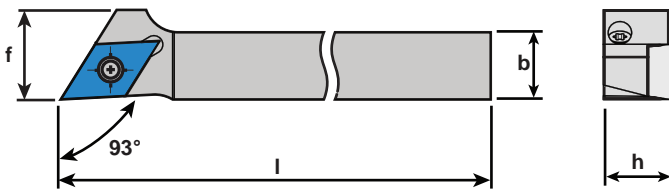


4005-000104

Connects to end port on 5/8" and larger shanks
0° Male Union - 1/8 BSPP to 1/4 JIC Flare Fitting
**Fits Position (d) On Tool Holders
Sold Separately.**

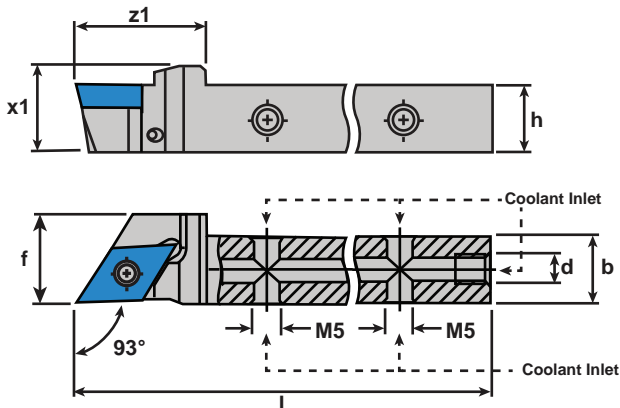


Left Hand		Right Hand		Dimensions & Features				
Item No.	Description	Item No.	Description	b	h	l	f	Inserts
Call For Details	SDJCL 1012 H11 U FC	Call For Details	SDJCR 1012 H11 U FC	12	10	100	16	DC...11T3
7005-153252	SDJCL 1212 H11 U FC	7005-153250	SDJCR 1212 H11 U FC	12	12	100	16	DC...11T3
Call For Details	SDJCL 1616 K11 U FC	7005-153251	SDJCR 1616 K11 U FC	16	16	125	16	DC...11T3
Call For Details	SDJCL 1/2" H11 U FC	Call For Details	SDJCR 1/2" H11 U FC	1/2"	1/2"	100	16	DC...11T3
Call For Details	SDJCL 5/8" K11 U FC	Call For Details	SDJCR 5/8" K11 U FC	5/8"	5/8"	125	15.875	DC...11T3



Left Hand		Right Hand		Dimensions & Features							Coolant Fittings		
Item No.	Description	Item No.	Description	b	h	l	z ₁	x ₁	d	f	Inserts	Side	Rear
Call For Details	SDJCL 1012 H11 U FC IC	Call For Details	SDJCR 1012 H11 U FC IC	12	10	100	23	13.5	M5	16	DC...11T3	4005-000111	4005-000111
Call For Details	SDJCL 1212 H11 U FC IC	Call For Details	SDJCR 1212 H11 U FC IC	12	12	100	23	15.5	M5	16	DC...11T3	4005-000111	4005-000111
Call For Details	SDJCL 1616 K11 U FC IC	Call For Details	SDJCR 1616 K11 U FC IC	16	16	125	23	19.5	G1/8"	16	DC...11T3	4005-000111	4005-000104
Call For Details	SDJCL 1/2" H11 U FC IC	Call For Details	SDJCR 1/2" H11 U FC IC	1/2"	1/2"	100	23	16.2	M5	16	DC...11T3	4005-000111	4005-000111
Call For Details	SDJCL 5/8" K11 U FC IC	Call For Details	SDJCR 5/8" K11 U FC IC	5/8"	5/8"	125	23	19.4	G1/8"	15.875	DC...11T3	4005-000111	4005-000104

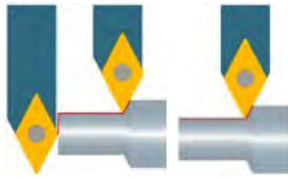
Features (5) connection ports for simple connection to your oil delivery system. (4) Side ports and (1) one end port making connection possible on most machine tool positions.



4005-000111
 Connects to side ports on ALL Shank sizes
 0° Male Union - M5-0.8 to 1/4 JIC Flare Fitting
Included With All Coolant-Thru Shanks



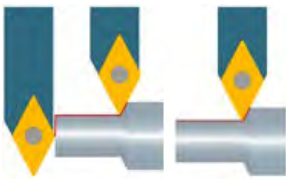
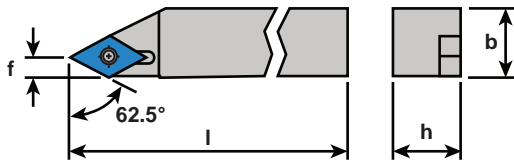
4005-000104
 Connects to end port on 5/8" and larger shanks
 0° Male Union - 1/8 BSPP to 1/4 JIC Flare Fitting
Fits Position (d) On Tool Holders
Sold Separately.



ISO Holder SDNC
Type: 62.5°
Coolant-Thru: None

Repeatability <20µm

Left Hand		Right Hand		Dimensions & Features				
Item No.	Description	Item No.	Description	b	h	l	f	Inserts
7005-148804	SDNCL 0808 F07 U	7005-148802	SDNCR 0808 F07 U	8	8	80	3.38	DC...0702
7005-113718	SDNCL 0808 H07 U	7005-113719	SDNCR 0808 H07 U	8	8	100	3.38	DC...0702
7005-148805	SDNCL 1010 F07 U	7005-148803	SDNCR 1010 F07 U	10	10	80	3.38	DC...0702
Call For Details	SDNCL 1010 H07 U	7005-045186	SDNCR 1010 H07 U	10	10	100	3.38	DC...0702
Call For Details	SDNCL 1212 H07 U	7005-045187	SDNCR 1212 H07 U	12	12	100	3.38	DC...0702
7005-113720	SDNCL 1212 H11 U	7005-113721	SDNCR 1212 H11 U	12	12	100	5.17	DC...11T3
7005-045203	SDNCL 1616 K11 U	7005-045204	SDNCR 1616 K11 U	16	16	125	5.17	DC...11T3
7005-045205	SDNCL 2020 K11 U	7005-045206	SDNCR 2020 K11 U	20	20	125	5.17	DC...11T3
Call For Details	SDNCL 3/8" H07 U	Call For Details	SDNCR 3/8" H07 U	9.525	9.525	100	3.38	DC...0702
Call For Details	SDNCL 1/2" H07 U	Call For Details	SDNCR 1/2" H07 U	12.7	12.7	100	3.38	DC...0702
Call For Details	SDNCL 1/2" H11 U	Call For Details	SDNCR 1/2" H11 U	12.7	12.7	100	5.17	DC...11T3
Call For Details	SDNCL 5/8" K11 U	Call For Details	SDNCR 5/8" K11 U	15.875	15.875	125	5.17	DC...11T3

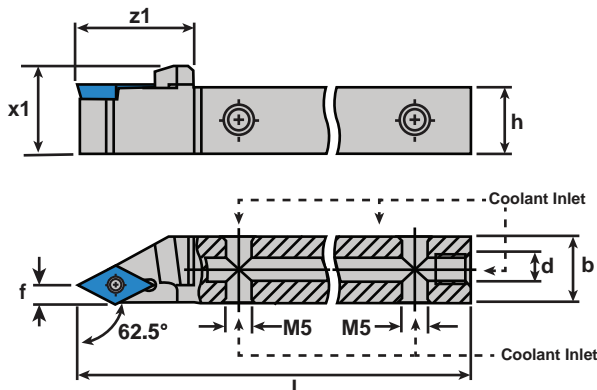


ISO Coolant-Thru Holder SDNC
Type: 62.5°
Coolant-Thru: Side and Rear Ports

Repeatability <10µm

Left Hand		Right Hand		Dimensions & Features							Coolant Fittings		
Item No.	Description	Item No.	Description	b	h	l	z ₁	x ₁	d	f	Inserts	Side	Rear
Call For Details	SDNCL 1010 H07 U IC	Call For Details	SDNCR 1010 H07 U IC	10	10	100	21	13.5	M5	3.38	DC...0702	4005-000111	4005-000111
Call For Details	SDNCL 1212 H07 U IC	Call For Details	SDNCR 1212 H07 U IC	12	12	100	21	13.5	M5	3.38	DC...0702	4005-000111	4005-000111
Call For Details	SDNCL 1212 H11 U IC	Call For Details	SDNCR 1212 H11 U IC	12	12	100	25	15.5	M5	5.17	DC...11T3	4005-000111	4005-000111
Call For Details	SDNCL 1616 K11 U IC	Call For Details	SDNCR 1616 K11 U IC	16	16	125	25	19.5	G1/8"	5.17	DC...11T3	4005-000111	4005-000104
Call For Details	SDNCL 3/8" H07 U IC	Call For Details	SDNCR 3/8" H07 U IC	9.525	9.525	100	21	13	M5	3.38	DC...0702	4005-000111	4005-000111
Call For Details	SDNCL 1/2" H07 U IC	Call For Details	SDNCR 1/2" H07 U IC	12.7	12.7	100	21	16.2	M5	3.38	DC...0702	4005-000111	4005-000111
Call For Details	SDNCL 1/2" H11 U IC	Call For Details	SDNCR 1/2" H11 U IC	12.7	12.7	100	25	16.2	M5	5.17	DC...11T3	4005-000111	4005-000111
Call For Details	SDNCL 5/8" K11 U IC	Call For Details	SDNCR 5/8" K11 U IC	15.875	15.875	125	25	19.5	G1/8"	5.17	DC...11T3	4005-000111	4005-000104

Features (5) connection ports for simple connection to your oil delivery system. (4) Side ports and (1) one end port making connection possible on most machine tool positions.

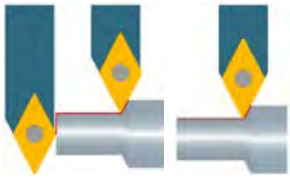


4005-000111

Connects to side ports on ALL Shank sizes
0° Male Union - M5-0.8 to 1/4 JIC Flare Fitting
Included With All Coolant-Thru Shanks

4005-000104

Connects to end port on 5/8" and larger shanks
0° Male Union - 1/8 BSPP to 1/4 JIC Flare Fitting
Fits Position (d) On Tool Holders
Sold Separately.



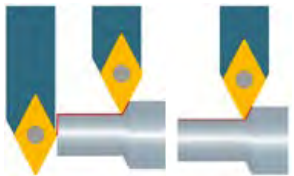
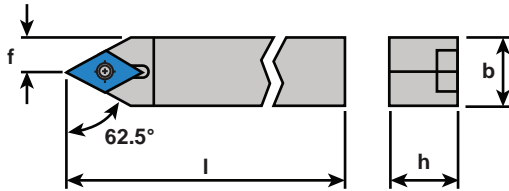
ISO Holder SDNCN

Type: 62.5°

Coolant-Thru: None

Repeatability <20µm

Neutral Hand		Dimensions & Features				
Item No.	Description	b	h	l	f	Inserts
7005-148806	SDNCN 0808 F07 U	8	8	80	3.38	DC...0702
7005-045136	SDNCN 0808 K07 U	8	8	125	3.38	DC...0702
7005-045137	SDNCN 1010 E07 U	10	10	70	3.38	DC...0702
7005-045138	SDNCN 1010 M07 U	10	10	150	3.38	DC...0702
7005-045139	SDNCN 1212 F07 U	12	12	80	3.38	DC...0702
7005-045140	SDNCN 1212 M07 U	12	12	150	3.38	DC...0702
7005-045141	SDNCN 1212 M11 U	12	12	150	5.17	DC...11T3
7005-045143	SDNCN 1616 H11 U	16	16	100	5.17	DC...11T3
7005-045144	SDNCN 2020 K11 U	20	20	125	5.17	DC...11T3
Call For Details	SDNCN 3/8" H07 U	9.525	9.525	100	3.38	DC...0702
Call For Details	SDNCN 1/2" H07 U	12.7	12.7	100	3.38	DC...0702
Call For Details	SDNCN 1/2" H11 U	12.7	12.7	100	5.17	DC...11T3
7005-144771	SDNCN 5/8" K11 U	15.875	15.875	125	5.17	DC...11T3



ISO Coolant-Thru Holder SDNCN

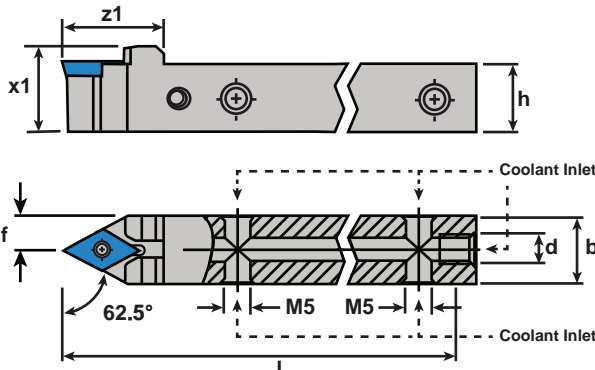
Type: 62.5°

Coolant-Thru: Side and Rear Ports

Repeatability <10µm

Neutral		Dimensions & Features								Coolant Fittings	
Item No.	Description	b	h	l	z ₁	x ₁	d	f	Inserts	Side	Rear
Call For Details	SDNCN 0808 H07 U IC	8	8	80	18	11.5	M5	3.38	DC...0702	4005-000111	4005-000111
Call For Details	SDNCN 1010 H07 U IC	10	10	70	18	13.5	M5	3.38	DC...0702	4005-000111	4005-000111
Call For Details	SDNCN 1212 H07 U IC	12	12	80	18	15.5	M5	3.38	DC...0702	4005-000111	4005-000111
Call For Details	SDNCN 1616 K11 U IC	16	16	100	22	19.5	G1/8"	5.17	DC...11T3	4005-000111	4005-000104
Call For Details	SDNCN 3/8" H07 U IC	9.525	9.525	100	18	13	M5	3.38	DC...0702	4005-000111	4005-000111
Call For Details	SDNCN 1/2" H07 U IC	12.7	12.7	100	18	16.2	M5	3.38	DC...0702	4005-000111	4005-000111
7005-144765A	SDNCN 1/2" H11 U IC	12.7	12.7	100	18	16.2	M5	5.17	DC...11T3	4005-000111	4005-000111
Call For Details	SDNCN 5/8" K11 U IC	15.875	15.875	125	22	19.4	G1/8"	5.17	DC...11T3	4005-000111	4005-000104

Features (5) connection ports for simple connection to your oil delivery system. (4) Side ports and (1) one end port making connection possible on most machine tool positions.




4005-000111

Connects to side ports on ALL Shank sizes
0° Male Union - M5-0.8 to 1/4 JIC Flare Fitting
Included With All Coolant-Thru Shanks



4005-000104

Connects to end port on 5/8" and larger shanks
0° Male Union - 1/8 BSPP to 1/4 JIC Flare Fitting
**Fits Position (d) On Tool Holders
Sold Separately.**


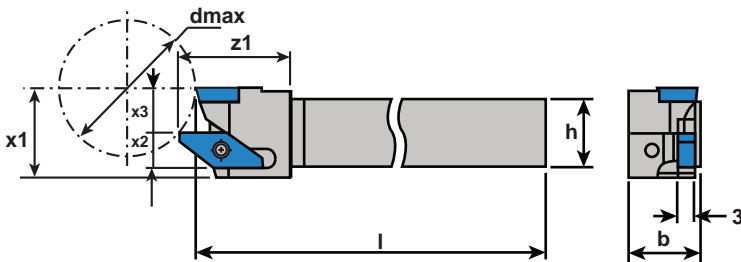


ISO TWIN Holder SDJC

Type: 93°, DC Inserts / 1600 Inserts
Coolant-Thru: None

Repeatability <20µm

Right Hand		Dimensions & Features								
Item No.	Description	b	h	l	z ₁	x ₁	x ₂	x ₃	d _{max}	Inserts
Call For Details	SDJCR/1600R-0810 H07 Twin	8	8	80	20	16	4	8	23	DC...0702
Call For Details	SDJCR/1600R-1010 H07 Twin	8	8	100	20	16	5	8	23	DC...0702
Call For Details	SDJCR/1600R-1212 H07 Twin	10	10	80	20	16	6	8	23	DC...0702
Call For Details	SDJCR/1600R-1616 K11 Twin	10	10	100	20	20	8	10	35	DC...11T3
Call For Details	SDJCR/1600R-2020 K11 Twin	12	12	100	20	24	8	14	68	DC...11T3
Call For Details	SDJCR/1600R-3/8" H07 Twin	9.525	9.525	100	20	16	4.76	8	23	DC...0702
Call For Details	SDJCR/1600R-1/2" H07 Twin	12.7	12.7	100	20	16	6.35	8	23	DC...0702
Call For Details	SDJCR/1600R-5/8" K11 Twin	15.875	15.875	125	20	20	7.94	10	35	DC...11T3
Call For Details	SDJCR/1600R-3/4" K11 Twin	19.05	19.05	125	20	24	7.53	14	68	DC...11T3



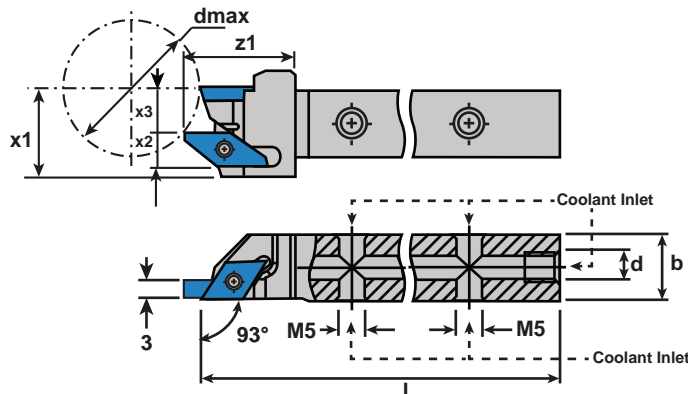
ISO TWIN Coolant-Thru Holder SDJC

Type: 93°, DC Inserts / 1600 Inserts
Coolant-Thru: Rear & Side Ports

Repeatability <10µm

Right Hand		Dimensions & Features									Coolant Fittings		
Item No.	Description	b	h	l	z ₁	x ₁	x ₂	x ₃	d	d _{max}	Inserts	Side	Rear
Call For Details	SDJCR/1600R-0810 H07 Twin IC	8	8	100	20	19	2.5	8	M5	23	DC...0702	4005-000111	4005-000111
Call For Details	SDJCR/1600R-1010 H07 Twin IC	8	8	100	20	19	3.5	8	M5	23	DC...0702	4005-000111	4005-000111
Call For Details	SDJCR/1600R-1212 H07 Twin IC	10	10	100	20	19	4.5	8	M5	23	DC...0702	4005-000111	4005-000111
Call For Details	SDJCR/1600R-1616 K11 Twin IC	10	10	125	26	23	6.5	10	G1/8"	35	DC...11T3	4005-000111	4005-000104
Call For Details	SDJCR/1600R-2020 K11 Twin IC	12	12	125	26	27	6.5	14	G1/8"	68	DC...11T3	4005-000111	4005-000104
Call For Details	SDJCR/1600R-3/8" H07 Twin IC	9.525	9.525	100	20	19	3.26	8	M5	23	DC...0702	4005-000111	4005-000111
Call For Details	SDJCR/1600R-1/2" H07 Twin IC	12.7	12.7	100	20	19	4.85	8	M5	23	DC...0702	4005-000111	4005-000111
Call For Details	SDJCR/1600R-5/8" K11 Twin IC	15.875	15.875	125	26	23	6.44	10	G1/8"	35	DC...11T3	4005-000111	4005-000104
Call For Details	SDJCR/1600R-3/4" K11 Twin IC	19.05	19.05	125	26	27	5.53	14	G1/8"	68	DC...11T3	4005-000111	4005-000104

Features (5) connection ports for simple connection to your oil delivery system: (4) Side ports and (1) one end port making connection possible on most machine tool positions.



4005-000111

Connects to side ports on ALL Shank sizes
0° Male Union - M5-0.8 to 1/4 JIC Flare Fitting
Included With All Coolant-Thru Shanks

4005-000104

Connects to end port on 5/8" and larger shanks
0° Male Union - 1/8 BSPP to 1/4 JIC Flare Fitting
Fits Position (d) On Tool Holders
Sold Separately.

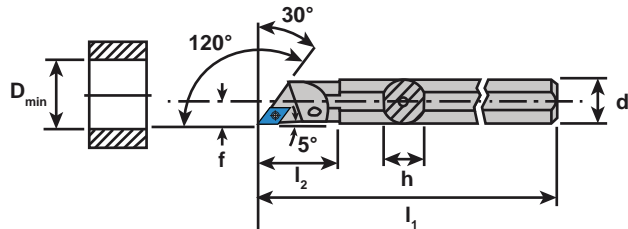


ISO Round Shank Holder SDOC

Type: 120°
Coolant-Thru: None

Repeatability <20µm

Left Hand		Right Hand		Dimensions & Features						
Item No.	Description	Item No.	Description	d	h	l	l ₂	f	d _{max}	Inserts
7005-114039	A12K SDOCL 07	7005-044339	A12K SDOCR 07	12	11.5	125	21	7	14	DC...0702

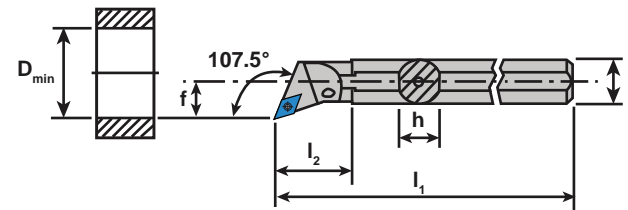


ISO Round Shank Holder SDQC

Type: 107.5°
Coolant-Thru: None

Repeatability <20µm

Left Hand		Right Hand		Dimensions & Features						
Item No.	Description	Item No.	Description	d	h	l	l ₂	f	d _{max}	Inserts
7005-045240	A12K SDQCL 07	7005-045241	A12K SDQCR 07	12	11.5	125	22	9	16	DC...0702
7005-045242	A16M SDQCL 07	7005-045243	A16M SDQCR 07	16	15	150	29	11	20	DC...0702
7005-045244	A20Q SDQCL 07	7005-045245	A20Q SDQCR 07	20	18.5	180	32	13	25	DC...0702

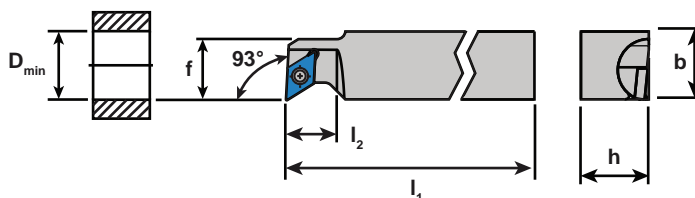


ISO Holder SDUC

Type: 93°
Coolant-Thru: None

Repeatability <20µm

Left Hand		Right Hand		Dimensions & Features						
Item No.	Description	Item No.	Description	b	h	l	l ₂	f	d _{max}	Inserts
Call For Details	SDUCL 0808 XH07	Call For Details	SDUCR 0808 XH07	8	8	100	12	14	16	DC...0702
Call For Details	SDUCL 1010 XH07	Call For Details	SDUCR 1010 XH07	10	10	100	12	14	16	DC...0702
7005-043318	SDUCL 1212 XH07	7005-043319	SDUCR 1212 XH07	12	12	100	12	14	16	DC...0702
7005-044107	SDUCL 1616 XK07	7005-044106	SDUCR 1616 XK07	16	16	125	12	14	16	DC...0702





ISO Coolant-Thru Holder SDUC

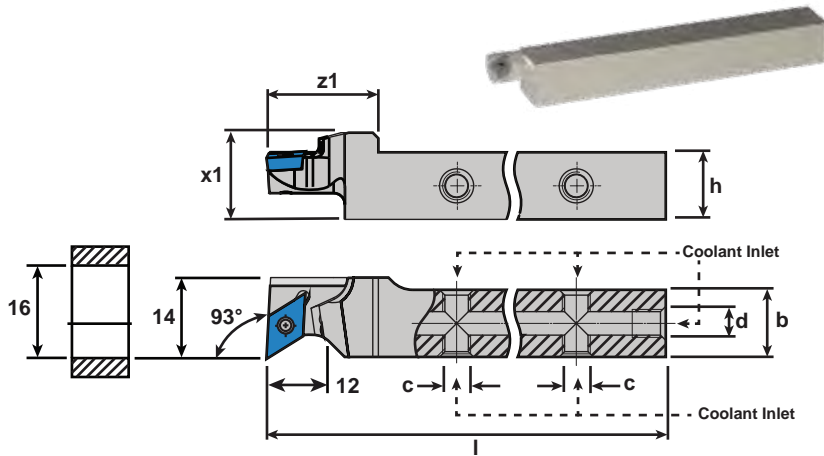
Type: 93°

Coolant-Thru: Rear & Side Ports

Repeatability <10µm

Left Hand		Right Hand		Dimensions & Features							Coolant Fittings	
Item No.	Description	Item No.	Description	b	h	l	z ₁	x ₁	d	Inserts	Side	Rear
Call For Details	SDUCL 0808 XH07 IC	Call For Details	SDUCR 0808 XH07 IC	10	8	100	20	11.5	M5	DC...0702	4005-000111	4005-000111
Call For Details	SDUCL 1010 XH07 IC	Call For Details	SDUCR 1010 XH07 IC	10	10	100	20	13.5	M5	DC...0702	4005-000111	4005-000111
Call For Details	SDUCL 1212 XH07 IC	Call For Details	SDUCR 1212 XH07 IC	12	12	100	20	15.5	M5	DC...0702	4005-000111	4005-000111
Call For Details	SDUCL 1616 XH07 IC	Call For Details	SDUCR 1616 XH07 IC	16	16	100	20	19.5	G1/8"	DC...0702	4005-000111	4005-000104
Call For Details	SDUCL 1616 XK07 IC	Call For Details	SDUCR 1616 XK07 IC	16	16	125	20	19.5	G1/8"	DC...0702	4005-000111	4005-000104

Features (5) connection ports for simple connection to your oil delivery system. (4) Side ports and (1) one end port making connection possible on most machine tool positions.



4005-000111

Connects to side ports on ALL Shank sizes
0° Male Union - M5-0.8 to 1/4 JIC Flare Fitting
Included With All Coolant-Thru Shanks



4005-000104

Connects to end port on 5/8" and larger shanks
0° Male Union - 1/8 BSPP to 1/4 JIC Flare Fitting
Fits Position (d) On Tool Holders
Sold Separately.



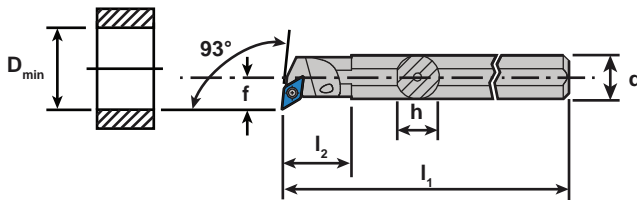
ISO Round Shank Holder SDUC

Type: 93°

Coolant-Thru: None

Repeatability <20µm

Left Hand		Right Hand		Dimensions & Features						
Item No.	Description	Item No.	Description	d	h	l	l ₂	f	d _{max}	Inserts
7005-045293	A10H SDUCL 07	7005-045292	A10H SDUCR 07	10	9	100	-	7	14	DC...0702
7005-045248	A12K SDUCL 07	7005-045249	A12K SDUCR 07	12	11.5	125	22	9	16	DC...0702
7005-045250	A16M SDUCL 07	7005-045251	A16M SDUCR 07	16	15	150	29	11	20	DC...0702
7005-045252	A20Q SDUCL 07	7005-045253	A20Q SDUCR 07	20	18.5	180	32	13	25	DC...0702
7005-045254	A20Q SDUCL 11	7005-045255	A20Q SDUCR 11	20	18.5	180	32	13	25	DC...11T3



DNGU carbide inserts are ideal for applications where chip control becomes an issue. The high positive geometry insert with negative tool holder creates an ideal situation for rolling chips in a controlled manner.

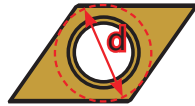


- Features 4 cutting edges per insert
- Ideal for stainless steels and materials that produce stringy chips
- Sharp tool nose radius intended to benefit Swiss-style applications



Coatings vs Material Type

Carbide												Cermet	Diamond	Materials	Material Class								
															I	II	III	IV	V	VI	VII	VIII	IX
-	-	■	■	■	□	□	■	□	■	■	-	-	-	Steel	Steel Non-Alloyed	Steel Low-Alloyed	Steel High-Alloyed	Titanium	Stainless Steel (HB<220)	Stainless Steel (HB>220)	Aluminum	Brass	Synthetics / Composites
-	■	-	■	□	□	■	■	■	□	■	-	-	-	Stainless Steel									
□	■	-	□	-	□	■	-	-	-	-	-	-	-	Titanium & Ti-Alloys									
■	□	-	-	-	□	□	-	□	-	-	■	■	■	Non Ferrous Metals									
UHM 10	UHM 10 HX	UHM 10 MZ	UHM 20 HPX	UHM 20 MZ	UHM 30	UHM 30 HX	UHM 30 MZ	UHM 30 SX	UCM 10	UCM 10 HX	UCVD 08	UPCD 15	UPCD 20										



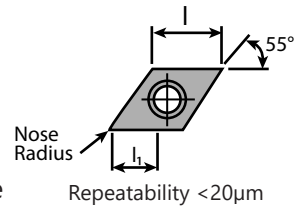
DC...07 inserts: d =.250"
DC...11 inserts: d =.375"



DNGU Carbide A4

Cut: Neutral

Chip Breaker: A4, Polished Rake, Sharp Cutting Edge



Item No.	Description	Dimensions & Features						
		Edge	l	l ₁	Nose Radius	Holder	Coating	
Call For Details	DNGU 1104008 FN A4 UHM20 HPX	Sharp	11.6	2.9	.08mm/.0031in	SDJN...11	UHM 20 HPX	
7005-126952	DNGU 1104008 FN A4 UHM30 HX	Sharp	11.6	2.9	.08mm/.0031in	SDJN...11	UHM 30 HX	
7005-126951	DNGU 1104008 FN A4 UHM30 SX	Sharp	11.6	2.9	.08mm/.0031in	SDJN...11	UHM 30 SX	
Call For Details	DNGU 1104015 FN A4 UHM20 HPX	Sharp	11.6	2.9	.15mm/.0059in	SDJN...11	UHM 20 HPX	
7005-126955	DNGU 1104015 FN A4 UHM30 HX	Sharp	11.6	2.9	.15mm/.0059in	SDJN...11	UHM 30 HX	
Call For Details	DNGU 1104015 FN A4 UHM30 SX	Sharp	11.6	2.9	.15mm/.0059in	SDJN...11	UHM 30 SX	

Application	Material Class								
	I	II	III	IV	V	VI	VII	VIII	IX
Roughing	-	-	-	-	-	-	-	-	-
Finishing	-	-	-	-	-	-	-	-	-
Micro Finishing	■	■	■	□	■	■	-	-	-

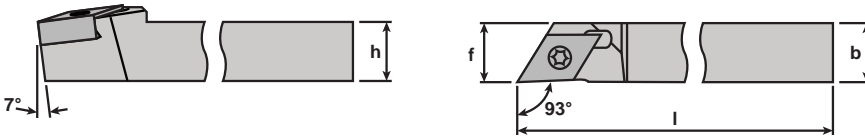




ISO Holder SDJN
 Type: 93°, DNGU A4 Inserts
 Coolant-Thru: None

Repeatability <20µm

Left Hand		Right Hand		Dimensions & Features				
Item No.	Description	Item No.	Description	b	h	l	f	Inserts
7005-148808	SDJNL 1012 F11	7005-148807	SDJNR 1012 F11	12	10	80	12	DN...11
7005-127479	SDJNL 1012 H11	7005-127476	SDJNR 1012 H11	12	10	100	12	DN...11
7005-127418	SDJNL 1212 H11	7005-126959	SDJNR 1212 H11	12	12	100	12	DN...11
7005-127419	SDJNL 1616 K11	7005-126960	SDJNR 1616 K11	16	16	125	16	DN...11
7005-127480	SDJNL 2020 K11	7005-127477	SDJNR 2020 K11	20	20	125	20	DN...11
7005-138578	SDJNL 2525 M11	7005-138580	SDJNR 2525 M11	25	25	150	25	DN...11
Call For Details	SDJNL 3/8" F11	7005-148809	SDJNR 3/8" F11	9.525	9.525	80	9.525	DN...11
7005-113722	SDJNL 3/8" H11	7005-113723	SDJNR 3/8" H11	9.525	9.525	100	9.525	DN...11
7005-113724	SDJNL 1/2" H11	7005-113725	SDJNR 1/2" H11	12.7	12.7	100	12.7	DN...11
7005-113726	SDJNL 5/8" K11	7005-113727	SDJNR 5/8" K11	15.875	15.875	125	15.875	DN...11
7005-113728	SDJNL 3/4" K11	7005-113729	SDJNR 3/4" K11	19.05	19.05	125	19.05	DN...11

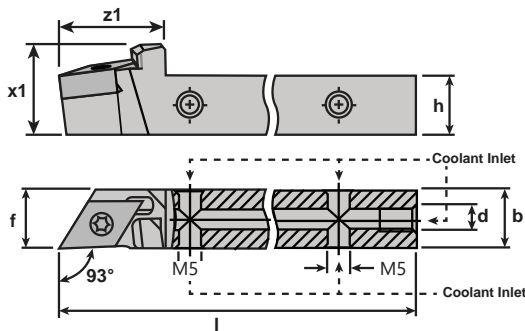


ISO Coolant-Thru Holder SDJN
 Type: 93°, DNGU A4 Inserts
 Coolant-Thru: Rear & Side Ports

Repeatability <10µm

Left Hand		Right Hand		Dimensions & Features								Coolant Fittings	
Item No.	Description	Item No.	Description	b	h	l	z ₁	x ₁	d	f	Inserts	Side	Rear
Call For Details	SDJNL 1012 F11 IC	Call For Details	SDJNR 1012 F11 IC	12	10	80	22	16.5	M5	8	DN...11	4005-000111	4005-000111
Call For Details	SDJNL 1012 H11 IC	Call For Details	SDJNR 1012 H11 IC	12	10	100	22	16.5	M5	12	DN...11	4005-000111	4005-000111
Call For Details	SDJNL 1212 H11 IC	Call For Details	SDJNR 1212 H11 IC	12	12	100	22	18.5	M5	12	DN...11	4005-000111	4005-000111
Call For Details	SDJNL 1616 K11 IC	Call For Details	SDJNR 1616 K11 IC	16	16	125	22	22.5	G1/8"	16	DN...11	4005-000111	4005-000104
Call For Details	SDJNL 2020 K11 IC	Call For Details	SDJNR 2020 K11 IC	20	20	125	22	26.5	G1/8"	20	DN...11	4005-000111	4005-000104
Call For Details	SDJNL 2525 M11 IC	Call For Details	SDJNR 2525 M11 IC	25	25	125	22	31.5	G1/8"	25	DN...11	4005-000111	4005-000104
Call For Details	SDJNL 3/8" H11 IC	Call For Details	SDJNR 3/8" H11 IC	12	9.525	100	22	16	M5	12	DN...11	4005-000111	4005-000111
Call For Details	SDJNL 1/2" H11 IC	Call For Details	SDJNR 1/2" H11 IC	12.7	12.7	100	22	19.2	M5	12.7	DN...11	4005-000111	4005-000111
Call For Details	SDJNL 5/8" K11 IC	Call For Details	SDJNR 5/8" K11 IC	15.875	15.875	125	22	22.4	G1/8"	15.875	DN...11	4005-000111	4005-000104
Call For Details	SDJNL 3/4" K11 IC	Call For Details	SDJNR 3/4" K11 IC	19.05	19.05	125	22	25.5	G1/8"	19.05	DN...11	4005-000111	4005-000104

Features (5) connection ports for simple connection to your oil delivery system. (4) Side ports and (1) one end port making connection possible on most machine tool positions.



4005-000111

Connects to side ports on ALL Shank sizes
 0° Male Union - M5-0.8 to 1/4 JIC Flare Fitting
Included With All Coolant-Thru Shanks.



4005-000104

Connects to end port on 5/8" and larger shanks
 0° Male Union - 1/8 BSPP to 1/4 JIC Flare Fitting
Fits Position (d) On Tool Holders Sold Separately.

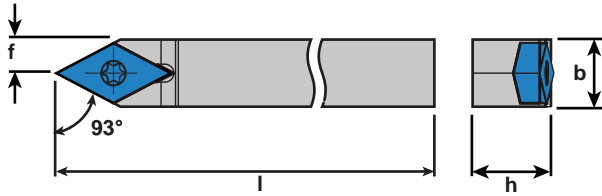


ISO Holder SDNNN

Type: 62.5°, DNGU A4 Inserts
Coolant-Thru: None

Repeatability <20µm

Left Hand		Right Hand		Dimensions & Features				
Item No.	Description	Item No.	Description	b	h	l	f	Inserts
Call For Details	SDNNN 1012 H11	Call For Details	SDNNN 1012 H11	12	10	100	12	DN...11
Call For Details	SDNNN 1212 H11	Call For Details	SDNNN 1212 H11	12	12	100	12	DN...11
Call For Details	SDNNN 1616 K11	Call For Details	SDNNN 1616 K11	16	16	125	16	DN...11
Call For Details	SDNNN 2020 K11	Call For Details	SDNNN 2020 K11	20	20	125	20	DN...11
Call For Details	SDNNN 2525 K11	Call For Details	SDNNN 2525 K11	25	25	150	25	DN...11
Call For Details	SDNNN 3/8" H11	Call For Details	SDNNN 3/8" H11	9.525	9.525	100	9.525	DN...11
Call For Details	SDNNN 1/2" H11	Call For Details	SDNNN 1/2" H11	12.7	12.7	100	12.7	DN...11
Call For Details	SDNNN 5/8" K11	Call For Details	SDNNN 5/8" K11	15.875	15.875	125	15.875	DN...11
Call For Details	SDNNN 3/4" K11	Call For Details	SDNNN 3/4" K11	19.05	19.05	125	19.05	DN...11



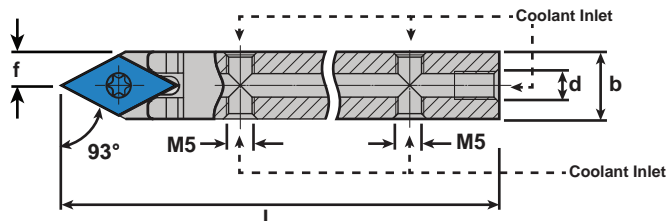
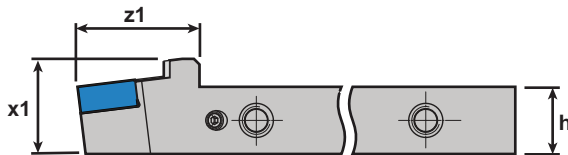
ISO Coolant-Thru Holder SDNNN

Type: 62.5°, DNGU A4 Inserts
Coolant-Thru: Rear & Side Ports

Repeatability <10µm

Left Hand		Right Hand		Dimensions & Features							Coolant Fittings		
Item No.	Description	Item No.	Description	b	h	l	z ₁	x ₁	d	f	Inserts	Side	Rear
Call For Details	SDNNN 1012 H11 IC	Call For Details	SDNNN 1012 H11 IC	12	10	100	22	15	M5	6	DN...11	4005-000111	4005-000111
Call For Details	SDNNN 1212 H11 IC	Call For Details	SDNNN 1212 H11 IC	12	12	100	22	17	M5	6	DN...11	4005-000111	4005-000111
Call For Details	SDNNN 1616 K11 IC	Call For Details	SDNNN 1616 K11 IC	16	16	125	22	21	G1/8"	8	DN...11	4005-000111	4005-000104
Call For Details	SDNNN 2020 K11 IC	Call For Details	SDNNN 2020 K11 IC	20	20	125	22	25	G1/8"	10	DN...11	4005-000111	4005-000104
Call For Details	SDNNN 2525 K11 IC	Call For Details	SDNNN 2525 K11 IC	25	25	125	25	30.5	G1/8"	12.5	DN...11	4005-000111	4005-000104
Call For Details	SDNNN 3/8" H11 IC	Call For Details	SDNNN 3/8" H11 IC	9.525	9.525	100	22	14.525	M5	4.76	DN...11	4005-000111	4005-000111
Call For Details	SDNNN 1/2" H11 IC	Call For Details	SDNNN 1/2" H11 IC	12.7	12.7	100	22	17.7	M5	6.35	DN...11	4005-000111	4005-000111
Call For Details	SDNNN 5/8" K11 IC	Call For Details	SDNNN 5/8" K11 IC	15.875	15.875	125	22	20.875	G1/8"	7.94	DN...11	4005-000111	4005-000104
Call For Details	SDNNN 3/4" K11 IC	Call For Details	SDNNN 3/4" K11 IC	19.05	19.05	125	22	24.05	G1/8"	9.525	DN...11	4005-000111	4005-000104

Features (5) connection ports for simple connection to your oil delivery system. (4) Side ports and (1) one end port making connection possible on most machine tool positions.



4005-000111

Connects to side ports on ALL Shank sizes
0° Male Union - M5-0.8 to 1/4 JIC Flare Fitting
Included With All Coolant-Thru Shanks.



4005-000104


Connects to end port on 5/8" and larger shanks
0° Male Union - 1/8 BSPP to 1/4 JIC Flare Fitting
Fits Position (d) On Tool Holders
Sold Separately.

Coatings vs Material Type

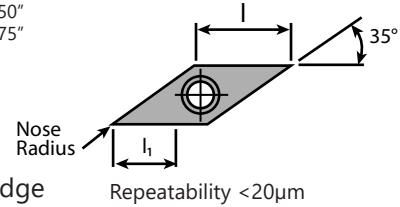
Carbide										Cermet	Diamond	Materials		
-	-	■	■	■	□	□	■	□	■	■	-	-	-	Steel
-	■	-	■	□	□	■	■	■	□	■	-	-	-	Stainless Steel
□	■	-	□	-	□	■	-	-	-	-	-	-	-	Titanium & Ti-Alloys
■	□	-	-	-	□	□	-	□	-	-	■	■	■	Non Ferrous Metals
UHM 10	UHM 10 HX	UHM 10 MZ	UHM 20 HPX	UHM 20 MZ	UHM 30	UHM 30 HX	UHM 30 MZ	UHM 30 SX	UCM 10	UCM 10 HX	UCVD 08	UPCD 15	UPCD 20	

Material Class								
I	II	III	IV	V	VI	VII	VIII	IX
Steel Non-Alloyed	Steel Low-Alloyed	Steel High-Alloyed	Titanium	Stainless Steel (HB<220)	Stainless Steel (HB≥220)	Aluminum	Brass	Synthetics / Composites

VC...07 inserts: d = .250"
 VC...10 inserts: d = .250"
 VC...11 inserts: d = .250"
 VC...16 inserts: d = .375"




VCGT Carbide A3
 Cut: Neutral
 Chip Breaker: A3, Polished Rake, Sharp Cutting Edge

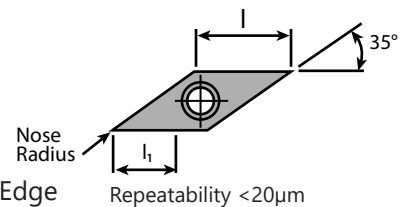


Item No.	Description	Dimensions & Features						
		Edge	l	l ₁	Nose Radius	Holder	Coating	
7005-153760	VCGT 0702006 FN A3 UHM10 HX	Sharp	6.8	3	.06mm/.0024in	SD...11	UHM 10 HX	
Call For Details	VCGT 0702006 FN A3 UHM20 HPX	Sharp	6.8	3	.06mm/.0024in	SD...11	UHM 20 HPX	
7005-123088	VCGT 1103008 FN A3 UHM10 HX	Sharp	11.1	6	.08mm/.0031in	SD...11	UHM 10 HX	
7005-116991	VCGT 1103008 FN A3 UHM20 HPX	Sharp	11.1	6	.08mm/.0031in	SD...11	UHM 20 HPX	
7005-121880	VCGT 1103015 FN A3 UHM10 HX	Sharp	11.1	6	.15mm/.0059in	SD...11	UHM 10 HX	
Call For Details	VCGT 1103015 FN A3 UHM20 HPX	Sharp	11.1	6	.15mm/.0059in	SD...11	UHM 20 HPX	
7005-121881	VCGT 1103035 FN A3 UHM10 HX	Sharp	11.1	6	.35mm/.0137in	SD...11	UHM 10 HX	
Call For Details	VCGT 1103035 FN A3 UHM20 HPX	Sharp	11.1	6	.35mm/.0137in	SD...11	UHM 20 HPX	

Application	Material Class								
	I	II	III	IV	V	VI	VII	VIII	IX
Roughing	-	-	-	-	-	-	-	-	-
Finishing	□	□	□	□	□	□	■	-	■
Micro Finishing	■	■	■	■	■	■	■	-	■




VCGT Carbide PA5
 Cut: Neutral
 Chip Breaker: PA5, Polished Rake, Sharp Cutting Edge



Item No.	Description	Dimensions & Features						
		Edge	l	l ₁	Nose Radius	Holder	Coating	
7005-126563	VCGT 110302 FN PA5 UHM10 HX	Sharp	11.1	6.8	.2mm/.0078in	SV...11	UHM 10 HX	
7005-126562	VCGT 110304 FN PA5 UHM10 HX	Sharp	11.1	6.8	.4mm/.0157in	SV...11	UHM 10 HX	
7005-123456	VCGT 160404 FN PA5 UHM10 HX	Sharp	16.6	8.9	.4mm/.0157in	SV...16	UHM 10 HX	
7005-123457	VCGT 160408 FN PA5 UHM10 HX	Sharp	16.6	8.9	.8mm/.0314in	SV...16	UHM 10 HX	

Application	Material Class								
	I	II	III	IV	V	VI	VII	VIII	IX
Roughing	-	-	-	-	-	-	□	-	□
Finishing	■	■	■	□	■	■	■	-	■
Micro Finishing	■	■	■	□	■	■	■	-	■



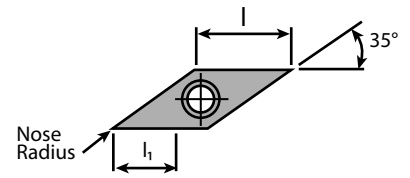


VCGT Carbide TOP5 Wiper

Cut: Right Hand, Left Hand

Chip Breaker: TOP5, Polished Rake, Sharp Cutting Edge

Repeatability <20µm



		Dimensions & Features						
Item No.	Description	Hand	Edge	I	I ₁	Nose Radius	Holder	Coating
7005-126920	VCGT 110304 FL TOP5 UHM10 HX	Left	Sharp	11.1	7	.4mm/.0157in	SV...11	UHM 10 HX
7005-126906	VCGT 110304 FR TOP5 UHM10 HX	Right	Sharp	11.1	7	.4mm/.0157in	SV...11	UHM 10 HX

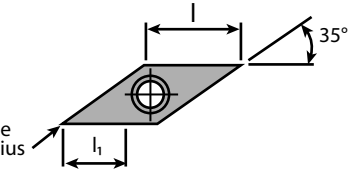
Application	Material Class								
	I	II	III	IV	V	VI	VII	VIII	IX
Roughing	□	□	□	□	□	□	□	-	□
Finishing	■	■	■	□	■	■	■	-	■
Micro Finishing	□	□	□	□	□	□	□	-	□



VCGT Carbide PA7

Cut: Neutral

Chip Breaker: PA7, Sharp Cutting Edge



Repeatability <20µm

		Dimensions & Features						
Item No.	Description	Edge	I	I ₁	Nose Radius	Holder	Coating	
7005-114387	VCGT 1103005 FN PA7 UHM10 HX	Sharp	11.1	5.5	.05mm/.0019in	SV...11	UHM 10 HX	
7005-114390	VCGT 110301 FN PA7 UHM10 HX	Sharp	11.1	5.5	.1mm/.0039in	SV...11	UHM 10 HX	
7005-123648	VCGT 110302 FN PA7 UHM10 HX	Sharp	11.1	5.5	.2mm/.0078in	SV...11	UHM 10 HX	
7005-012984	VCGT 110304 FN PA7 UHM10 HX	Sharp	11.1	5.5	.4mm/.0157in	SV...11	UHM 10 HX	
7005-123649	VCGT 110308 FN PA7 UHM10 HX	Sharp	11.1	5.5	.8mm/.0314in	SV...11	UHM 10 HX	
7005-114396	VCGT 160402 FN PA7 UHM10 HX	Sharp	16.6	8.9	.2mm/.0078in	SV...16	UHM 10 HX	
7005-123316	VCGT 160404 FN PA7 UHM10 HX	Sharp	16.6	8.9	.4mm/.0157in	SV...16	UHM 10 HX	
7005-123458	VCGT 160408 FN PA7 UHM10 HX	Sharp	16.6	8.9	.8mm/.0314in	SV...16	UHM 10 HX	

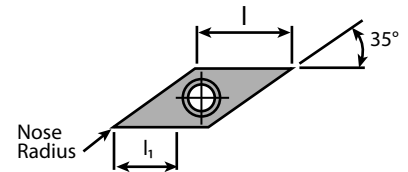
Application	Material Class								
	I	II	III	IV	V	VI	VII	VIII	IX
Roughing	-	-	-	-	-	-	□	-	□
Finishing	□	□	□	□	□	□	■	-	■
Micro Finishing	■	■	■	□	■	■	■	-	■



VCXT Carbide PA9

Cut: Neutral

Chip Breaker: PA9, Honed Cutting Edge



Repeatability <50µm

		Dimensions & Features						
Item No.	Description	Edge	I	I ₁	Nose Radius	Holder	Coating	
Call For Details	VCXT 160404 FN PA9 UHM10 HX	Sharp	16.6	8.9	.4mm/.0157in	SV...16	UHM 10 HX	
Call For Details	VCXT 160408 FN PA9 UHM10 HX	Sharp	16.6	8.9	.8mm/.0314in	SV...16	UHM 10 HX	

Application	Material Class								
	I	II	III	IV	V	VI	VII	VIII	IX
Roughing	□	□	□	□	□	□	■	-	-
Finishing	■	■	■	■	■	■	□	-	-
Micro Finishing	□	□	□	-	□	□	-	-	-



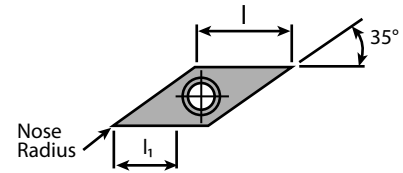
Coatings vs Material Type

Carbide			Cermet	Diamond	Materials								
-	-	■	■	□	■	□	■	■	-	-	-	Steel	
-	■	-	■	□	□	■	■	□	■	-	-	Stainless Steel	
□	■	-	□	-	□	■	-	-	-	-	-	Titanium & Ti-Alloys	
■	□	-	-	-	□	□	-	□	-	■	■	Non Ferrous Metals	
UHM 10	UHM 10 HX	UHM 10 MZ	UHM 20 HPX	UHM 20 MZ	UHM 30	UHM 30 HX	UHM 30 MZ	UHM 30 SX	UCM 10	UCM 10 HX	UCVD 08	UPCD 15	UPCD 20

Material Class								
I	II	III	IV	V	VI	VII	VIII	IX
Steel Non-Alloyed	Steel Low-Alloyed	Steel High-Alloyed	Titanium	Stainless Steel (HB < 220)	Stainless Steel (HB ≥ 220)	Aluminum	Brass	Synthetics / Composites



VC...07 inserts: d = .250"
 VC...10 inserts: d = .250"
 VC...11 inserts: d = .250"
 VC...16 inserts: d = .375"



Repeatability < 20µm




VCGT Carbide/Cermet PF

Cut: Neutral

Chip Breaker: PF, Polished Rake, Sharp Cutting Edge

		Dimensions & Features						
Item No.	Description	Edge	I	I ₁	Nose Radius	Holder	Coating	
7005-113695	VCGT 110302 EN PF UHM10 MZ	Sharp	11.1	4.8	.2mm/.0078in	SD...11	UHM 10 MZ	
7005-123394	VCGT 110302 EN PF UHM20 MZ	Sharp	11.1	4.8	.2mm/.0078in	SD...11	UHM 20 MZ	
7005-123395	VCGT 110302 EN PF UHM30 MZ	Sharp	11.1	4.8	.2mm/.0078in	SD...11	UHM 30 MZ	
7005-123647	VCGT 110302 EN PF UCM10 HX	Sharp	11.1	4.8	.2mm/.0078in	SD...11	UCM 10 HX	
Call For Details	VCGT 110302 EN PF UCM10 MZ	Sharp	11.1	4.8	.2mm/.0078in	SD...11	UCM 10 MZ	
7005-113696	VCGT 110304 EN PF UHM10 MZ	Sharp	11.1	4.8	.4mm/.0157in	SD...11	UHM 10 MZ	
7005-123396	VCGT 110304 EN PF UHM20 MZ	Sharp	11.1	4.8	.4mm/.0157in	SD...11	UHM 20 MZ	
7005-123397	VCGT 110304 EN PF UHM30 MZ	Sharp	11.1	4.8	.4mm/.0157in	SD...11	UHM 30 MZ	
7005-013273	VCGT 110304 EN PF UCM10 HX	Sharp	11.1	4.8	.4mm/.0157in	SD...11	UCM 10 HX	
Call For Details	VCGT 110304 EN PF UCM10 MZ	Sharp	11.1	4.8	.4mm/.0157in	SD...11	UCM 10 MZ	
7005-113697	VCGT 110308 EN PF UHM10 MZ	Sharp	11.1	4.8	.8mm/.0314in	SD...11	UHM 10 MZ	
7005-127966	VCGT 110308 EN PF UHM20 MZ	Sharp	11.1	4.8	.8mm/.0314in	SD...11	UHM 20 MZ	
7005-123399	VCGT 110308 EN PF UHM30 MZ	Sharp	11.1	4.8	.8mm/.0314in	SD...11	UHM 30 MZ	
7005-123650	VCGT 160404 EN PF UCM10 HX	Sharp	16.6	6	.4mm/.0157in	SD...16	UCM 10 HX	
Call For Details	VCGT 160404 EN PF UCM10 MZ	Sharp	16.6	6	.4mm/.0157in	SD...16	UCM 10 MZ	
7005-123651	VCGT 160408 EN PF UCM10 HX	Sharp	16.6	6	.8mm/.0314in	SD...16	UCM 10 HX	
Call For Details	VCGT 160408 EN PF UCM10 MZ	Sharp	16.6	6	.8mm/.0314in	SD...16	UCM 10 MZ	

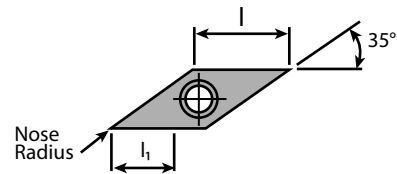
	Material Class								
Application	I	II	III	IV	V	VI	VII	VIII	IX
Roughing	□	□	□	-	□	□	-	-	-
Finishing	■	■	■	-	■	■	-	-	-
Micro Finishing	■	■	■	-	■	■	-	-	-



VCMT Carbide PF

Cut: Neutral

Chip Breaker: PF, Honed Cutting Edge



Repeatability < 50µm

		Dimensions & Features						
Item No.	Description	Edge	I	I ₁	Nose Radius	Holder	Coating	
7005-113698	VCMT 160404 EN PF UHM10 MZ	Honed	16.6	6	.2mm/.0078in	SV...16	UHM 10 MZ	
7005-123401	VCMT 160404 EN PF UHM20 MZ	Honed	16.6	6	.2mm/.0078in	SV...16	UHM 20 MZ	
7005-123402	VCMT 160404 EN PF UHM30 MZ	Honed	16.6	6	.2mm/.0078in	SV...16	UHM 30 MZ	
7005-113699	VCMT 160408 EN PF UHM10 MZ	Honed	16.6	6	.4mm/.0157in	SV...16	UHM 10 MZ	
7005-123405	VCMT 160408 EN PF UHM20 MZ	Honed	16.6	6	.4mm/.0157in	SV...16	UHM 20 MZ	

	Material Class								
Application	I	II	III	IV	V	VI	VII	VIII	IX
Roughing	■	■	■	-	■	■	-	-	-
Finishing	□	□	□	-	□	□	-	-	-
Micro Finishing	-	-	-	-	-	-	-	-	-

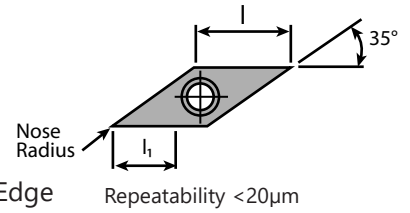




VCMT Carbide PF23


Cut: Neutral

Chip Breaker: PF23, Polished Rake, Sharp Cutting Edge



Item No.	Description	Dimensions & Features					
		Edge	I	l ₁	Nose Radius	Holder	Coating
7005-127763	VCGT 1103005 FN PF23 UHM30 HX	Sharp	11.1	4.8	.05mm/.0019in	SV...11	UHM 30 HX
7005-127215	VCGT 110301 FN PF23 UHM30 HX	Sharp	11.1	4.8	.1mm/.0039in	SV...11	UHM 30 HX
7005-137705	VCGT 110302 FN PF23 UHM30 HX	Sharp	11.1	4.8	.2mm/.0078in	SV...11	UHM 30 HX
7005-127217	VCGT 160401 FN PF23 UHM30 HX	Sharp	16.6	8.4	.1mm/.0039in	SV...16	UHM 30 HX
7005-137998	VCGT 160402 FN PF23 UHM30 HX	Sharp	16.6	8.4	.2mm/.0078in	SV...16	UHM 30 HX

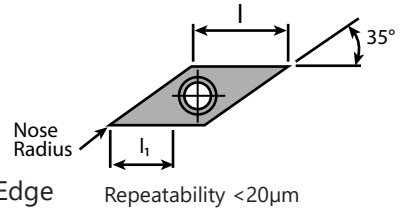
Application	Material Class								
	I	II	III	IV	V	VI	VII	VIII	IX
Roughing	-	-	-	-	-	-	-	-	-
Finishing	□	□	□	□	□	□	□	-	-
Micro Finishing	■	■	■	□	■	■	□	-	□



VCGT Carbide PF33


Cut: Neutral

Chip Breaker: PF33, Polished Rake, Sharp Cutting Edge



Item No.	Description	Dimensions & Features					
		Edge	I	l ₁	Nose Radius	Holder	Coating
7005-114374	VCGT 1103005 FN PF33 UHM30 HX	Sharp	11.1	4.8	.05mm/.0019in	SV...11	UHM 30 HX
7005-114414	VCGT 110301 FN PF33 UHM30 HX	Sharp	11.1	4.8	.1mm/.0039in	SV...11	UHM 30 HX
7005-114416	VCGT 110302 FN PF33 UHM30 HX	Sharp	11.1	4.8	.2mm/.0078in	SV...11	UHM 30 HX
7005-114418	VCGT 110304 FN PF33 UHM30 HX	Sharp	11.1	4.8	.4mm/.0157in	SV...11	UHM 30 HX
7005-114422	VCGT 160401 FN PF33 UHM30 HX	Sharp	16.6	8.4	.1mm/.0039in	SV...16	UHM 30 HX
7005-114424	VCGT 160402 FN PF33 UHM30 HX	Sharp	16.6	8.4	.2mm/.0078in	SV...16	UHM 30 HX
7005-114426	VCGT 160404 FN PF33 UHM30 HX	Sharp	16.6	8.4	.4mm/.0157in	SV...16	UHM 30 HX

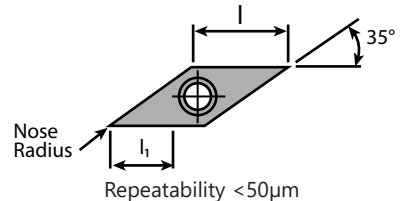
Application	Material Class								
	I	II	III	IV	V	VI	VII	VIII	IX
Roughing	□	□	□	-	□	□	-	-	-
Finishing	■	■	■	-	■	■	-	-	-
Micro Finishing	■	■	■	-	■	■	-	-	-



VCMT Carbide PF43

Cut: Neutral

Chip Breaker: PF43, Honed Cutting Edge



Item No.	Description	Dimensions & Features					
		Edge	I	l ₁	Nose Radius	Holder	Coating
Call For Details	VCMT 110302 EN PF43 UHM30 HX	Honed	11.1	4.8	.2mm/.0078in	SV...11	UHM 30 HX
7005-127772	VCMT 110304 EN PF43 UHM30 HX	Honed	11.1	4.8	.4mm/.0157in	SV...11	UHM 30 HX
Call For Details	VCMT 160404 EN PF43 UHM30 HX	Honed	16.6	7	.4mm/.0157in	SV...16	UHM 30 HX

Application	Material Class								
	I	II	III	IV	V	VI	VII	VIII	IX
Roughing	■	■	■	-	■	■	-	-	-
Finishing	■	■	■	-	■	■	-	-	-
Micro Finishing	-	-	-	-	-	-	-	-	-



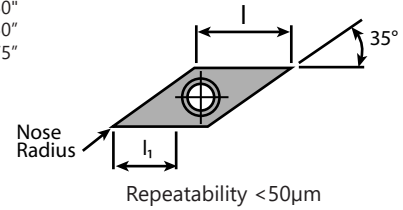
Coatings vs Material Type

Carbide								Cermet	Diamond	Materials			
-	-	■	■	■	□	□	■	■	-	-	-	Steel	
-	■	-	■	□	□	■	■	■	□	■	-	-	Stainless Steel
□	■	-	□	-	□	■	-	-	-	-	-	-	Titanium & Ti-Alloys
■	□	-	-	-	□	□	-	□	-	-	■	■	Non Ferrous Metals
UHM 10	UHM 10 HX	UHM 10 MZ	UHM 20 HPX	UHM 20 MZ	UHM 30	UHM 30 HX	UHM 30 MZ	UHM 30 SX	UCM 10	UCM 10 HX	UCVD 08	UPCD 15	UPCD 20

Material Class								
I	II	III	IV	V	VI	VII	VIII	IX
Steel Non-Alloyed	Steel Low-Alloyed	Steel High-Alloyed	Titanium	Stainless Steel (HB < 220)	Stainless Steel (HB ≥ 220)	Aluminum	Brass	Synthetics / Composites



VC...07 inserts: d = .250"
 VC...10 inserts: d = .250"
 VC...11 inserts: d = .250"
 VC...16 inserts: d = .375"



VCMT Carbide PM

Cut: Neutral

Chip Breaker: PM, Honed Cutting Edge

Item No.	Description	Dimensions & Features					
		Edge	l	l ₁	Nose Radius	Holder	Coating
7005-113700	VCMT 160404 EN PM UHM10 MZ	Honed	16.6	6	.4mm/.0157in	SV...16	UHM 10 MZ
7005-123403	VCMT 160404 EN PM UHM20 MZ	Honed	16.6	6	.4mm/.0157in	SV...16	UHM 20 MZ
7005-123404	VCMT 160404 EN PM UHM30 MZ	Honed	16.6	6	.4mm/.0157in	SV...16	UHM 30 MZ
7005-113701	VCMT 160408 EN PM UHM10 MZ	Honed	16.6	6	.8mm/.0314in	SV...16	UHM 10 MZ
7005-123406	VCMT 160408 EN PM UHM20 MZ	Honed	16.6	6	.8mm/.0314in	SV...16	UHM 20 MZ
7005-123407	VCMT 160408 EN PM UHM30 MZ	Honed	16.6	6	.8mm/.0314in	SV...16	UHM 30 MZ

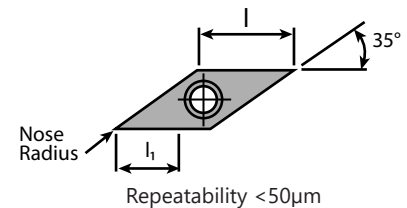
Application	Material Class								
	I	II	III	IV	V	VI	VII	VIII	IX
Roughing	■	■	■	-	■	■	-	-	-
Finishing	□	□	□	-	□	□	-	-	-
Micro Finishing	-	-	-	-	-	-	-	-	-



VCMT Cermet PMF

Cut: Neutral

Chip Breaker: PMF, Honed Cutting Edge



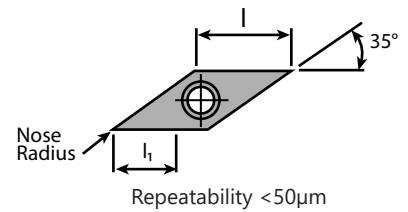
Item No.	Description	Dimensions & Features					
		Edge	l	l ₁	Nose Radius	Holder	Coating
Call For Details	VCMT 110304 EN PMF UCM10 MZ	Honed	11.1	4.1	.4mm/.0157in	SV...11	UCM 10 MZ
Call For Details	VCMT 160404 EN PMF UCM10 MZ	Honed	16.6	6	.4mm/.0157in	SV...16	UCM 10 MZ
Call For Details	VCMT 160408 EN PMF UCM10 MZ	Honed	16.6	6	.8mm/.0314in	SV...16	UCM 10 MZ

Application	Material Class								
	I	II	III	IV	V	VI	VII	VIII	IX
Roughing	■	■	■	-	■	■	-	-	-
Finishing	■	■	■	-	■	■	-	-	-
Micro Finishing	-	-	-	-	-	-	-	-	-





VCMT Carbide PM25
 Cut: Neutral
 Chip Breaker: PM25, Honed Cutting Edge

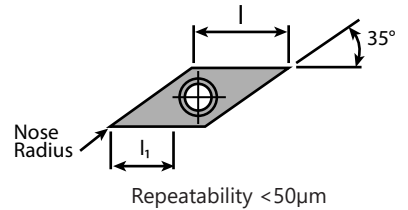


		Dimensions & Features						
Item No.	Description	Edge	I	I ₁	Nose Radius	Holder	Coating	
7005-112950	VCMT 160404 EN PM25 UHM20 HPX	Honed	16.6	2.2	.4mm/.0157in	SV...16	UHM 20 HPX	

Application	Material Class								
	I	II	III	IV	V	VI	VII	VIII	IX
Roughing	-	-	-	-	-	-	-	-	-
Finishing	□	□	□	-	■	■	-	-	-
Micro Finishing	-	-	-	-	-	-	-	-	-



VCMT Carbide PM55
 Cut: Neutral
 Chip Breaker: PM55, Honed Cutting Edge

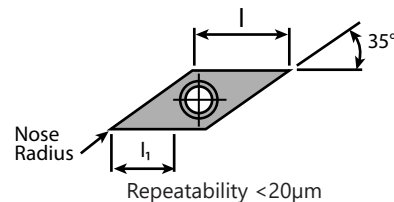


		Dimensions & Features						
Item No.	Description	Edge	I	I ₁	Nose Radius	Holder	Coating	
7005-112951	VCMT 160404 EN PM55 UHM20 HPX	Honed	16.6	3	.4mm/.0157in	SV...16	UHM 20 HPX	
7005-112952	VCMT 160408 EN PM55 UHM20 HPX	Honed	16.6	3.4	.8mm/.0314in	SV...16	UHM 20 HPX	

Application	Material Class								
	I	II	III	IV	V	VI	VII	VIII	IX
Roughing	□	□	□	-	■	■	-	-	-
Finishing	-	-	-	-	-	-	-	-	-
Micro Finishing	-	-	-	-	-	-	-	-	-



VCGT Diamond
 Cut: Neutral
 Chip Breaker: Sharp Cutting Edge



		Dimensions & Features						
Item No.	Description	Edge	I	I ₁	Nose Radius	Holder	Coating	

Call For Details	VCGT 110301 FN UPCD15	Sharp	11.1	5.4	.1mm/.0039in	SV...11	UPCD 15
7005-116199	VCGT 110301 FN UPCD20	Sharp	11.1	5.4	.1mm/.0039in	SV...11	UPCD 20
7005-137727	VCGT 110302 FN UPCD15	Sharp	11.1	4.6	.2mm/.0078in	SV...11	UPCD 15
7005-116201	VCGT 110302 FN UPCD20	Sharp	11.1	4.6	.2mm/.0078in	SV...11	UPCD 20
7005-129040	VCGT 110304 FN UPCD15	Sharp	11.1	3.9	.4mm/.0157in	SV...11	UPCD 15
7005-116206	VCGT 110304 FN UPCD20	Sharp	11.1	3.9	.4mm/.0157in	SV...11	UPCD 20
7005-137728	VCGT 110308 FN UPCD15	Sharp	11.1	3.3	.8mm/.0314in	SV...11	UPCD 15
7005-116216	VCGT 160401 FN UPCD15	Sharp	16.6	6	.1mm/.0039in	SV...16	UPCD 15
7005-116217	VCGT 160401 FN UPCD20	Sharp	16.6	6	.1mm/.0039in	SV...16	UPCD 20
7005-137729	VCGT 160402 FN UPCD15	Sharp	16.6	5.9	.2mm/.0078in	SV...16	UPCD 15
7005-116218	VCGT 160402 FN UPCD20	Sharp	16.6	5.9	.2mm/.0078in	SV...16	UPCD 20
7005-129039	VCGT 160404 FN UPCD15	Sharp	16.6	5.5	.4mm/.0157in	SV...16	UPCD 15
7005-116221	VCGT 160404 FN UPCD20	Sharp	16.6	5.5	.4mm/.0157in	SV...16	UPCD 20
7005-137730	VCGT 160408 FN UPCD15	Sharp	16.6	5	.8mm/.0314in	SV...16	UPCD 15
7005-137731	VCGT 160412 FN UPCD15	Sharp	16.6	4.5	1.2mm/.0472in	SV...16	UPCD 15

Application	Material Class								
	I	II	III	IV	V	VI	VII	VIII	IX
Roughing	-	-	-	-	-	-	-	-	-
Finishing	-	-	-	-	-	-	■	■	■
Micro Finishing	-	-	-	-	-	-	■	■	■



Coatings vs Material Type

Carbide										Cermet	Diamond	Materials		
-	-	■	■	■	□	□	■	□	■	■	-	-	-	Steel
-	■	-	■	□	□	■	■	■	□	■	-	-	-	Stainless Steel
□	■	-	□	-	□	■	-	-	-	-	-	-	-	Titanium & Ti-Alloys
■	□	-	-	-	□	□	-	□	-	-	■	■	-	Non Ferrous Metals
UHM 10	UHM 10 HX	UHM 10 MZ	UHM 20 HPX	UHM 20 MZ	UHM 30	UHM 30 HX	UHM 30 MZ	UHM 30 SX	UCM 10	UCM 10 HX	UCVD 08	UPCD 15	UPCD 20	

Material Class								
I	II	III	IV	V	VI	VII	VIII	IX
Steel Non-Alloyed	Steel Low-Alloyed	Steel High-Alloyed	Titanium	Stainless Steel (HB < 220)	Stainless Steel (HB ≥ 220)	Aluminum	Brass	Synthetics / Composites



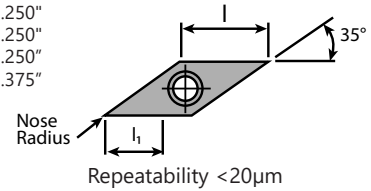
VCGT Diamond UWS

Cut: Neutral

Chip Breaker: UWS, Sharp Cutting Edge



VC...07 inserts: d = .250"
 VC...10 inserts: d = .250"
 VC...11 inserts: d = .250"
 VC...16 inserts: d = .375"



Item No.	Description	Dimensions & Features						Coating
		Edge	l	l ₁	Nose Radius	Holder		
7005-116676	VCGT 110302 FN UWS UCVD08	Sharp	11.1	4.6	.2mm/.0078in	SV...11	UCVD 08	
7005-116411	VCGT 110302 FN UWS UPCD15	Sharp	11.1	4.6	.2mm/.0078in	SV...11	UPCD 15	
7005-116412	VCGT 110302 FN UWS UPCD20	Sharp	11.1	4.6	.2mm/.0078in	SV...11	UPCD 20	
7005-116677	VCGT 110304 FN UWS UCVD08	Sharp	11.1	3.9	.4mm/.0157in	SV...11	UCVD 08	
7005-116417	VCGT 110304 FN UWS UPCD15	Sharp	11.1	3.9	.4mm/.0157in	SV...11	UPCD 15	
7005-116418	VCGT 110304 FN UWS UPCD20	Sharp	11.1	3.9	.4mm/.0157in	SV...11	UPCD 20	
Call For Details	VCGT 110308 FN UWS UPCD15	Sharp	11.1	3.3	.8mm/.0314in	SV...11	UPCD 15	
Call For Details	VCGT 160401 FN UWS UCVD08	Sharp	16.6	6	.1mm/.0039in	SV...16	UCVD 08	
Call For Details	VCGT 160401 FN UWS UPCD15	Sharp	16.6	6	.1mm/.0039in	SV...16	UPCD 15	
7005-116692	VCGT 160402 FN UWS UCVD08	Sharp	16.6	5.9	.2mm/.0078in	SV...16	UCVD 08	
7005-116429	VCGT 160402 FN UWS UPCD15	Sharp	16.6	5.9	.2mm/.0078in	SV...16	UPCD 15	
7005-116696	VCGT 160404 FN UWS UCVD08	Sharp	16.6	5.5	.4mm/.0157in	SV...16	UCVD 08	
7005-116433	VCGT 160404 FN UWS UPCD15	Sharp	16.6	5.5	.4mm/.0157in	SV...16	UPCD 15	
7005-116434	VCGT 160404 FN UWS UPCD20	Sharp	16.6	5.5	.4mm/.0157in	SV...16	UPCD 20	
7005-116700	VCGT 160408 FN UWS UCVD08	Sharp	16.6	5	.8mm/.0314in	SV...16	UCVD 08	
7005-116437	VCGT 160408 FN UWS UPCD15	Sharp	16.6	5	.8mm/.0314in	SV...16	UPCD 15	
7005-116438	VCGT 160408 FN UWS UPCD20	Sharp	16.6	5	.8mm/.0314in	SV...16	UPCD 20	
7005-116704	VCGT 160412 FN UWS UCVD08	Sharp	16.6	4.5	1.2mm/.0472in	SV...16	UCVD 08	
7005-116441	VCGT 160412 FN UWS UPCD15	Sharp	16.6	4.5	1.2mm/.0472in	SV...16	UPCD 15	
7005-116442	VCGT 160412 FN UWS UPCD20	Sharp	16.6	4.5	1.2mm/.0472in	SV...16	UPCD 20	

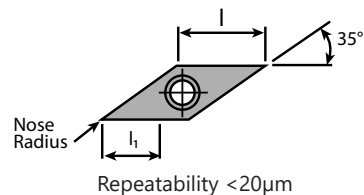
Application	Material Class								
	I	II	III	IV	V	VI	VII	VIII	IX
Roughing	-	-	-	-	-	-	-	-	-
Finishing	-	-	-	-	-	-	□	□	□
Micro Finishing	-	-	-	-	-	-	■	■	■



VCGT Diamond UWR

Cut: Neutral

Chip Breaker: UWR, Sharp Cutting Edge



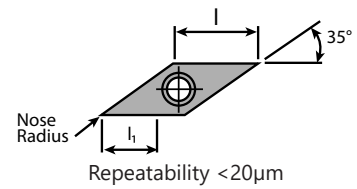
Item No.	Description	Dimensions & Features						Coating
		Edge	l	l ₁	Nose Radius	Holder		
Call For Details	VCGT 110304 FN UWR UPCD20	Sharp	11.1	3.9	.4mm/.0157in	SV...11	UPCD 20	
Call For Details	VCGT 160404 FN UWR UPCD20	Sharp	16.6	5.5	.4mm/.0157in	SV...16	UPCD 20	

Application	Material Class								
	I	II	III	IV	V	VI	VII	VIII	IX
Roughing	-	-	-	-	-	-	□	□	□
Finishing	-	-	-	-	-	-	■	■	■
Micro Finishing	-	-	-	-	-	-	-	-	-





VCGT Diamond UWN
 Cut: Neutral
 Chip Breaker: UWN, Sharp Cutting Edge

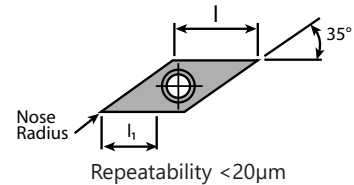


Item No.	Description	Dimensions & Features					
		Edge	I	I ₁	Nose Radius	Holder	Coating
7005-116675	VCGT 110302 FN UWN UCVD08	Sharp	11.1	4.6	.2mm/.0078in	SV...11	UCVD 08
7005-116410	VCGT 110302 FN UWN UPCD20	Sharp	11.1	4.6	.2mm/.0078in	SV...11	UPCD 20
7005-116679	VCGT 110304 FN UWN UCVD08	Sharp	11.1	3.9	.4mm/.0157in	SV...11	UCVD 08
7005-116416	VCGT 110304 FN UWN UPCD20	Sharp	11.1	3.9	.4mm/.0157in	SV...11	UPCD 20
7005-116683	VCGT 110308 FN UWN UCVD08	Sharp	11.1	3.3	.8mm/.0314in	SV...11	UCVD 08
Call For Details	VCGT 110308 FN UWN UPCD20	Sharp	11.1	3.3	.8mm/.0314in	SV...11	UPCD 20
7005-116691	VCGT 160402 FN UWN UCVD08	Sharp	16.6	5.9	.2mm/.0078in	SV...16	UCVD 08
Call For Details	VCGT 160402 FN UWN UPCD20	Sharp	16.6	5.9	.2mm/.0078in	SV...16	UPCD 20
7005-116695	VCGT 160404 FN UWN UCVD08	Sharp	16.6	5.5	.4mm/.0157in	SV...16	UCVD 08
Call For Details	VCGT 160404 FN UWN UPCD20	Sharp	16.6	5.5	.4mm/.0157in	SV...16	UPCD 20
7005-116699	VCGT 160408 FN UWN UCVD08	Sharp	16.6	5	.8mm/.0314in	SV...16	UCVD 08
Call For Details	VCGT 160408 FN UWN UPCD20	Sharp	16.6	5	.8mm/.0314in	SV...16	UPCD 20
7005-116703	VCGT 160412 FN UWN UCVD08	Sharp	16.6	4.5	1.2mm/.0472in	SV...16	UCVD 08
Call For Details	VCGT 160412 FN UWN UPCD20	Sharp	16.6	4.5	1.2mm/.0472in	SV...16	UPCD 20

Application	Material Class								
	I	II	III	IV	V	VI	VII	VIII	IX
Roughing	-	-	-	-	-	-	□	□	□
Finishing	-	-	-	-	-	-	■	■	■
Micro Finishing	-	-	-	-	-	-	-	-	-



VCGW Diamond
 Cut: Neutral
 Chip Breaker: UWN, Sharp Cutting Edge



Item No.	Description	Dimensions & Features					
		Edge	I	I ₁	Nose Radius	Holder	Coating
7005-116235	VCGW 110301 FN UPCD20	Sharp	11.1	4.6	.1mm/.0039in	SV...11	UPCD 20
Call For Details	VCGW 110302 FN UCVD08	Sharp	11.1	4.6	.2mm/.0078in	SV...11	UCVD 08
7005-129036	VCGW 110302 FN UPCD15	Sharp	11.1	4.6	.2mm/.0078in	SV...11	UPCD 15
7005-116236	VCGW 110302 FN UPCD20	Sharp	11.1	4.6	.2mm/.0078in	SV...11	UPCD 20
7005-116911	VCGW 110304 FN UCVD08	Sharp	11.1	3.9	.4mm/.0157in	SV...11	UCVD 08
Call For Details	VCGW 110304 FN UPCD15	Sharp	11.1	3.9	.4mm/.0157in	SV...11	UPCD 15
7005-116237	VCGW 110304 FN UPCD20	Sharp	11.1	3.9	.4mm/.0157in	SV...11	UPCD 20
7005-116238	VCGW 110308 FN UPCD15	Sharp	11.1	3.3	.8mm/.0314in	SV...11	UPCD 15
7005-116242	VCGW 160401 FN UPCD20	Sharp	16.6	6	.1mm/.0039in	SV...16	UPCD 20
7005-116913	VCGW 160402 FN UCVD08	Sharp	16.6	5.9	.2mm/.0078in	SV...16	UCVD 08
7005-129026	VCGW 160402 FN UPCD15	Sharp	16.6	5.9	.2mm/.0078in	SV...16	UPCD 15
7005-116243	VCGW 160402 FN UPCD20	Sharp	16.6	5.9	.2mm/.0078in	SV...16	UPCD 20
7005-116914	VCGW 160404 FN UCVD08	Sharp	16.6	5.5	.4mm/.0157in	SV...16	UCVD 08
7005-137734	VCGW 160404 FN UPCD15	Sharp	16.6	5.5	.4mm/.0157in	SV...16	UPCD 15
7005-116244	VCGW 160404 FN UPCD20	Sharp	16.6	5.5	.4mm/.0157in	SV...16	UPCD 20
7005-116915	VCGW 160408 FN UCVD08	Sharp	16.6	5	.8mm/.0314in	SV...16	UCVD 08
7005-137735	VCGW 160408 FN UPCD15	Sharp	16.6	5	.8mm/.0314in	SV...16	UPCD 15
7005-116245	VCGW 160408 FN UPCD20	Sharp	16.6	5	.8mm/.0314in	SV...16	UPCD 20
7005-137736	VCGW 160412 FN UPCD15	Sharp	16.6	4.5	1.2mm/.0472in	SV...16	UPCD 15
7005-116246	VCGW 160412 FN UPCD20	Sharp	16.6	4.5	1.2mm/.0472in	SV...16	UPCD 20

Application	Material Class								
	I	II	III	IV	V	VI	VII	VIII	IX
Roughing	-	-	-	-	-	-	□	□	□
Finishing	-	-	-	-	-	-	■	■	■
Micro Finishing	-	-	-	-	-	-	■	■	■





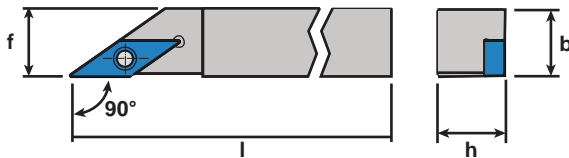
ISO Holder SVAC

Type: 90°

Coolant-Thru: None

Repeatability <20µm

Left Hand		Right Hand		Dimensions & Features				
Item No.	Description	Item No.	Description	b	h	l	f	Inserts
7005-148813	SVACL 0808 F11 U	7005-148811	SVACR 0808 F11 U	8	8	80	8	VC...1103
Call For Details	SVACL 0808 H07 U	Call For Details	SVACR 0808 H07 U	8	8	100	8	VC...0702
7005-044039	SVACL 0808 H11 U	7005-044040	SVACR 0808 H11 U	8	8	100	8	VC...1103
7005-148814	SVACL 1010 F11 U	7005-148812	SVACR 1010 F11 U	10	10	80	10	VC...1103
Call For Details	SVACL 1010 H07 U	Call For Details	SVACR 1010 H07 U	10	10	100	10	VC...0702
7005-044041	SVACL 1010 H11 U	7005-044042	SVACR 1010 H11 U	10	10	100	10	VC...1103
Call For Details	SVACL 1212 H07 U	Call For Details	SVACR 1212 H07 U	12	12	100	12	VC...0702
Call For Details	SVACL 1212 M11 U	Call For Details	SVACR 1212 M11 U	12	12	100	12	VC...1103



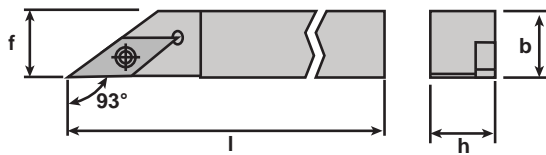
ISO Holder SVJC

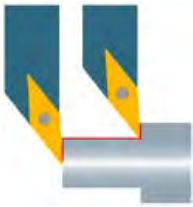
Type: 93°

Coolant-Thru: None

Repeatability <20µm

Left Hand		Right Hand		Dimensions & Features				
Item No.	Description	Item No.	Description	b	h	l	f	Inserts
7005-148817	SVJCL 0808 F11 U	7005-148815	SVJCR 0808 F11 U	8	8	80	8	VC...1103
Call For Details	SVJCL 0808 H07 U	Call For Details	SVJCR 0808 H07 U	8	8	100	8	VC...0702
7005-044031	SVJCL 0808 H11 U	7005-044032	SVJCR 0808 H11 U	8	8	100	8	VC...1103
7005-148818	SVJCL 1010 F11 U	7005-148816	SVJCR 1010 F11 U	10	10	80	10	VC...1103
Call For Details	SVJCL 1010 H07 U	Call For Details	SVJCR 1010 H07 U	10	10	100	10	VC...0702
7005-044033	SVJCL 1010 H11 U	7005-044034	SVJCR 1010 H11 U	10	10	100	10	VC...1103
Call For Details	SVJCL 1212 H07 U	Call For Details	SVJCR 1212 H07 U	12	12	100	12	VC...0702
7005-044035	SVJCL 1212 H11 U	7005-044036	SVJCR 1212 H11 U	12	12	100	12	VC...1103
7005-044087	SVJCL 1616 K11 U	7005-044088	SVJCR 1616 K11 U	16	16	125	16	VC...1103
7005-044234	SVJCL 1616 K16 U	7005-044233	SVJCR 1616 K16 U	16	16	125	16	VC...1604
7005-044089	SVJCL 2020 K11 U	7005-044090	SVJCR 2020 K11 U	20	20	125	20	VC...1103
Call For Details	SVJCL 2020 K16 U	7005-044094	SVJCR 2020 K16 U	20	20	125	20	VC...1604
7005-148820	SVJCL 3/8" F11 U	7005-148819	SVJCR 3/8" F11 U	9.525	9.525	80	9.525	VC...1103
Call For Details	SVJCL 3/8" H07 U	Call For Details	SVJCR 3/8" H07 U	9.525	9.525	100	9.525	VC...0702
7005-114040	SVJCL 3/8" H11 U	7005-138418	SVJCR 3/8" H11 U	9.525	9.525	100	9.525	VC...1103
Call For Details	SVJCL 1/2" H07 U	Call For Details	SVJCR 1/2" H07 U	12.7	12.7	100	12.7	VC...0702
7005-114041	SVJCL 1/2" H11 U	7005-138420	SVJCR 1/2" H11 U	12.7	12.7	100	12.7	VC...1103
7005-113730	SVJCL 3/4" K11 U	7005-113731	SVJCR 3/4" K11 U	19.05	19.05	125	19.05	VC...1103
7005-114042	SVJCL 3/4" K16 U	7005-138421	SVJCR 3/4" K16 U	19.05	19.05	125	19.05	VC...1604





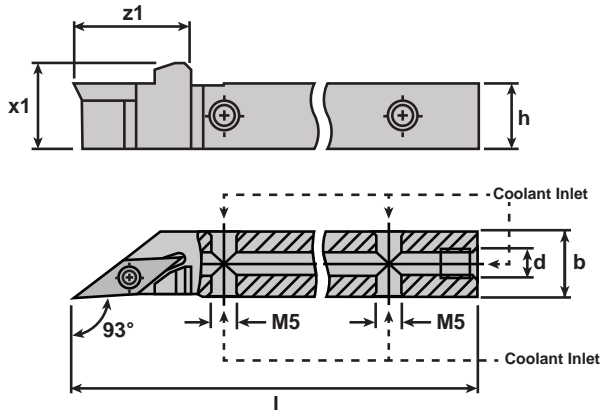
ISO Coolant-Thru Holder SVJC

Type: 93°
Coolant-Thru: Rear & Side Ports

Repeatability <10µm

Left Hand		Right Hand		Dimensions & Features						Coolant Fittings		
Item No.	Description	Item No.	Description	b	h	l	z ₁	x ₁	d	Inserts	Side	Rear
Call For Details	SVJCL 0808 H07 U IC	Call For Details	SVJCR 0808 H07 U IC	8	8	100	11.5	20	M5	VC...0702	4005-000111	4005-000111
Call For Details	SVJCL 0810 H11 U IC	Call For Details	SVJCR 0810 H11 U IC	8	10	100	11.5	21	M5	VC...1103	4005-000111	4005-000111
Call For Details	SVJCL 1010 H07 U IC	Call For Details	SVJCR 1010 H07 U IC	10	10	100	13.5	21	M5	VC...0702	4005-000111	4005-000111
Call For Details	SVJCL 1010 H11 U IC	Call For Details	SVJCR 1010 H11 U IC	10	10	100	13.5	21	M5	VC...1103	4005-000111	4005-000111
Call For Details	SVJCL 1212 H07 U IC	Call For Details	SVJCR 1212 H07 U IC	12	12	100	15.5	20	M5	VC...0702	4005-000111	4005-000111
Call For Details	SVJCL 1212 H11 U IC	Call For Details	SVJCR 1212 H11 U IC	12	12	100	15.5	21	M5	VC...1103	4005-000111	4005-000111
7005-146421A	SVJCL 1616 K11 U IC	7005-146414A	SVJCR 1616 K11 U IC	16	16	125	19.5	21	G1/8"	VC...1103	4005-000111	4005-000104
7005-146422A	SVJCL 1616 K16 U IC	7005-146415A	SVJCR 1616 K16 U IC	16	16	125	19.5	27	G1/8"	VC...1604	4005-000111	4005-000104
Call For Details	SVJCL 2020 K11 U IC	Call For Details	SVJCR 2020 K11 U IC	20	20	125	23.5	21	G1/8"	VC...1103	4005-000111	4005-000104
Call For Details	SVJCL 2020 K16 U IC	Call For Details	SVJCR 2020 K16 U IC	20	20	125	23.5	27	G1/8"	VC...1604	4005-000111	4005-000104
Call For Details	SVJCL 3/8" H07 U IC	Call For Details	SVJCR 3/8" H07 U IC	9.525	9.525	100	13	20	M5	VC...0702	4005-000111	4005-000111
Call For Details	SVJCL 3/8" H11 U IC	7005-146425A	SVJCR 3/8" H11 U IC	9.525	9.525	100	13	21	M5	VC...1103	4005-000111	4005-000111
Call For Details	SVJCL 1/2" H07 U IC	Call For Details	SVJCR 1/2" H07 U IC	12.7	12.7	100	16.2	20	M5	VC...0702	4005-000111	4005-000111
7005-146432A	SVJCL 1/2" H11 U IC	7005-146426A	SVJCR 1/2" H11 U IC	12.7	12.7	100	16.2	21	M5	VC...1103	4005-000111	4005-000111
Call For Details	SVJCL 5/8" K11 U IC	7005-146427A	SVJCR 5/8" K11 U IC	15.875	15.875	125	19.5	21	G1/8"	VC...1103	4005-000111	4005-000104
Call For Details	SVJCL 5/8" K16 U IC	7005-146428A	SVJCR 5/8" K16 U IC	15.875	15.875	125	19.5	27	G1/8"	VC...1604	4005-000111	4005-000104
Call For Details	SVJCL 3/4" K11 U IC	Call For Details	SVJCR 3/4" K11 U IC	19.05	19.05	125	22.6	21	G1/8"	VC...1103	4005-000111	4005-000104
Call For Details	SVJCL 3/4" K16 U IC	7005-146430	SVJCR 3/4" K16 U IC	19.05	19.05	125	22.6	27	G1/8"	VC...1604	4005-000111	4005-000104

Features (5) connection ports for simple connection to your oil delivery system. (4) Side ports and (1) one end port making connection possible on most machine tool positions.



4005-000111

Connects to side ports on ALL Shank sizes
0° Male Union - M5-0.8 to 1/4 JIC Flare Fitting
Included With All Coolant-Thru Shanks



4005-000104

Connects to end port on 5/8" and larger shanks
0° Male Union - 1/8 BSPP to 1/4 JIC Flare Fitting
Fits Position (d) On Tool Holders Sold Separately.

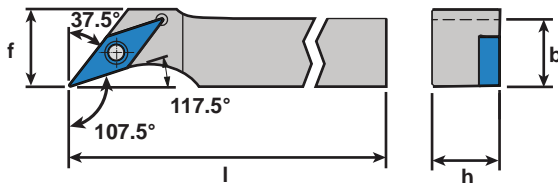


ISO Holder SVHC

Type: 107.5°
Coolant-Thru: None

Repeatability <20µm

Left Hand		Right Hand		Dimensions & Features				
Item No.	Description	Item No.	Description	b	h	l	f	Inserts
Call For Details	SVHCL 0808 H07 U	Call For Details	SVHCR 0808 H07 U	8	8	100	8	VC...0702
Call For Details	SVHCL 1010 H07 U	Call For Details	SVHCR 1010 H07 U	10	10	100	10	VC...0702
Call For Details	SVHCL 1010 H11 U	Call For Details	SVHCR 1010 H11 U	10	10	100	13	VC...1103
Call For Details	SVHCL 1212 H07 U	Call For Details	SVHCR 1212 H07 U	12	12	100	12	VC...0702
7005-114531	SVHCL 1212 H11 U	7005-114533	SVHCR 1212 H11 U	12	12	100	13	VC...1103
7005-114532	SVHCL 1616 K11 U	7005-114534	SVHCR 1616 K11 U	16	16	125	16	VC...1103
Call For Details	SVHCL 3/8" H07 U	Call For Details	SVHCR 3/8" H07 U	9.525	9.525	100	9.525	VC...0702
Call For Details	SVHCL 3/8" H11 U	Call For Details	SVHCR 3/8" H11 U	9.525	9.525	100	13	VC...1103
Call For Details	SVHCL 1/2" H07 U	Call For Details	SVHCR 1/2" H07 U	12.7	12.7	100	12.7	VC...0702
Call For Details	SVHCL 1/2" H11 U	Call For Details	SVHCR 1/2" H11 U	12.7	12.7	100	13	VC...1103
Call For Details	SVHCL 5/8" K11 U	Call For Details	SVHCR 5/8" K11 U	15.875	15.875	125	16	VC...1103





ISO Coolant-Thru Holder SVHC

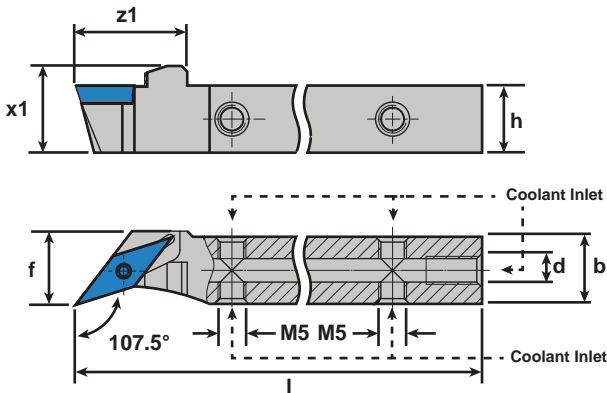
Type: 107.5°

Coolant-Thru: Rear & Side Ports

Repeatability <10µm

Left Hand		Right Hand		Dimensions & Features								Coolant Fittings	
Item No.	Description	Item No.	Description	b	h	l	z ₁	x ₁	d	f	Inserts	Side	Rear
Call For Details	SVHCL 0808 H07 U IC	Call For Details	SVHCR 0808 H07 U IC	8	8	100	18	11.5	M5	8	VC...0702	4005-000111	4005-000111
Call For Details	SVHCL 1010 H07 U IC	Call For Details	SVHCR 1010 H07 U IC	10	10	100	18	13.5	M5	10	VC...0702	4005-000111	4005-000111
Call For Details	SVHCL 1212 H07 U IC	Call For Details	SVHCR 1212 H07 U IC	12	12	100	18	15.5	M5	12	VC...0702	4005-000111	4005-000111
Call For Details	SVHCL 1212 H11 U IC	Call For Details	SVHCR 1212 H11 U IC	12	12	100	22	15.5	M5	13	VC...1103	4005-000111	4005-000111
Call For Details	SVHCL 1616 K11 U IC	Call For Details	SVHCR 1616 K11 U IC	16	16	125	22	19.5	G1/8"	16	VC...1103	4005-000111	4005-000104
Call For Details	SVHCL 3/8" H07 U IC	Call For Details	SVHCR 3/8" H07 U IC	9.525	9.525	100	18	13	M5	9.525	VC...0702	4005-000111	4005-000111
Call For Details	SVHCL 1/2" H07 U IC	Call For Details	SVHCR 1/2" H07 U IC	12.7	12.7	100	18	16.2	M5	12.7	VC...0702	4005-000111	4005-000111
Call For Details	SVHCL 1/2" H11 U IC	Call For Details	SVHCR 1/2" H11 U IC	12.7	12.7	100	22	16.2	M5	12.7	VC...1103	4005-000111	4005-000111
Call For Details	SVHCL 5/8" K11 U IC	Call For Details	SVHCR 5/8" K11 U IC	15.875	15.875	125	22	19.4	G1/8"	15.875	VC...1103	4005-000111	4005-000104

Features (5) connection ports for simple connection to your oil delivery system. (4) Side ports and (1) one end port making connection possible on most machine tool positions.



4005-000111

Connects to side ports on ALL Shank sizes
0° Male Union - M5-0.8 to 1/4 JIC Flare Fitting
Included With All Coolant-Thru Shanks



4005-000104

Connects to end port on 5/8" and larger shanks
0° Male Union - 1/8 BSPP to 1/4 JIC Flare Fitting
Fits Position (d) On Tool Holders
Sold Separately.



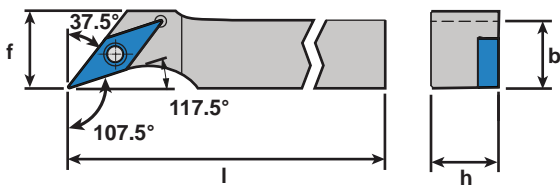
ISO Holder SVOC

Type: 117.5°

Coolant-Thru: None

Repeatability <20µm

Left Hand		Right Hand		Dimensions & Features				
Item No.	Description	Item No.	Description	b	h	l	f	Inserts
Call For Details	SVOCL 0808 H07 U	Call For Details	SVOCR 0808 H07 U	8	8	100	10	VC...0702
Call For Details	SVOCL 1010 H07 U	Call For Details	SVOCR 1010 H07 U	10	10	100	10	VC...0702
Call For Details	SVOCL 1010 H11 U	Call For Details	SVOCR 1010 H11 U	10	10	100	16	VC...1103
Call For Details	SVOCL 1212 H07 U	Call For Details	SVOCR 1212 H07 U	12	12	100	12	VC...0702
7005-114535	SVOCL 1212 H11 U	7005-114537	SVOCR 1212 H11 U	12	12	100	16	VC...1103
7005-114536	SVOCL 1616 K11 U	7005-114538	SVOCR 1616 K11 U	16	16	125	16	VC...1103
Call For Details	SVOCL 3/8" H07 U	Call For Details	SVOCR 3/8" H07 U	9.525	9.525	100	10	VC...0702
Call For Details	SVOCL 3/8" H11 U	Call For Details	SVOCR 3/8" H11 U	9.525	9.525	100	16	VC...1103
Call For Details	SVOCL 1/2" H07 U	Call For Details	SVOCR 1/2" H07 U	12.7	12.7	100	12.7	VC...0702
Call For Details	SVOCL 1/2" H11 U	Call For Details	SVOCR 1/2" H11 U	12.7	12.7	100	16	VC...1103
Call For Details	SVOCL 5/8" K11 U	Call For Details	SVOCR 5/8" K11 U	15.875	15.875	125	16	VC...1103





ISO Coolant-Thru Holder SVOC

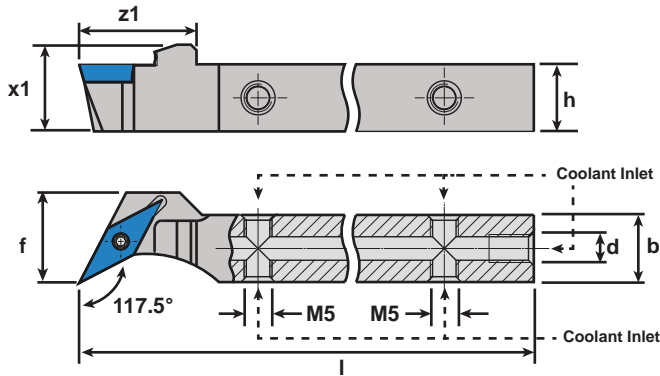
Type: 117.5°

Coolant-Thru: Rear & Side Ports

Repeatability <10µm

Left Hand		Right Hand		Dimensions & Features							Coolant Fittings		
Item No.	Description	Item No.	Description	b	h	l	z ₁	x ₁	d	f	Inserts	Side	Rear
Call For Details	SVOCL 0808 H07 U IC	Call For Details	SVOCR 0808 H07 U IC	8	8	100	18	11.5	M5	10	VC...0702	4005-000111	4005-000111
Call For Details	SVOCL 1010 H07 U IC	Call For Details	SVOCR 1010 H07 U IC	10	10	100	18	13.5	M5	10	VC...0702	4005-000111	4005-000111
Call For Details	SVOCL 1010 H11 U IC	Call For Details	SVOCR 1010 H11 U IC	10	10	100	22	13.5	M5	16	VC...1103	4005-000111	4005-000111
Call For Details	SVOCL 1212 H07 U IC	Call For Details	SVOCR 1212 H07 U IC	12	12	100	18	15.5	M5	12	VC...0702	4005-000111	4005-000111
Call For Details	SVOCL 1212 H11 U IC	Call For Details	SVOCR 1212 H11 U IC	12	12	100	22	15.5	M5	16	VC...1103	4005-000111	4005-000111
Call For Details	SVOCL 1616 K11 U IC	Call For Details	SVOCR 1616 K11 U IC	16	16	125	22	19.5	G1/8"	16	VC...1103	4005-000111	4005-000104
Call For Details	SVOCL 3/8" H07 U IC	Call For Details	SVOCR 3/8" H07 U IC	9.525	9.525	100	18	13	M5	10	VC...0702	4005-000111	4005-000111
Call For Details	SVOCL 3/8" H11 U IC	Call For Details	SVOCR 3/8" H11 U IC	9.525	9.525	100	22	13	M5	16	VC...1103	4005-000111	4005-000111
Call For Details	SVOCL 1/2" H07 U IC	Call For Details	SVOCR 1/2" H07 U IC	12.7	12.7	100	18	16.2	M5	12.9	VC...0702	4005-000111	4005-000111
Call For Details	SVOCL 1/2" H11 U IC	Call For Details	SVOCR 1/2" H11 U IC	12.7	12.7	100	22	16.2	M5	16	VC...1103	4005-000111	4005-000111
Call For Details	SVOCL 5/8" K11 U IC	Call For Details	SVOCR 5/8" K11 U IC	15.875	15.875	125	22	19.4	G1/8"	15.875	VC...1103	4005-000111	4005-000104

Features (5) connection ports for simple connection to your oil delivery system. (4) Side ports and (1) one end port making connection possible on most machine tool positions.



4005-000111

Connects to side ports on ALL Shank sizes
0° Male Union - M5-0.8 to 1/4 JIC Flare Fitting
Included With All Coolant-Thru Shanks



4005-000104

Connects to end port on 5/8" and larger shanks
0° Male Union - 1/8 BSP to 1/4 JIC Flare Fitting
**Fits Position (d) On Tool Holders
Sold Separately.**



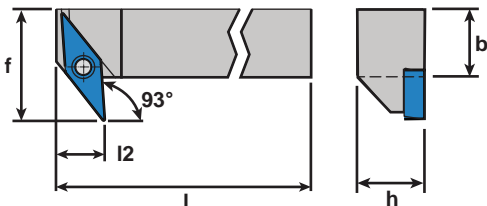
ISO Holder SVQC


Type: 93°

Coolant-Thru: None

Repeatability <20µm

Left Hand		Right Hand		Dimensions & Features					
Item No.	Description	Item No.	Description	b	h	l	l ₂	f	Inserts
Call For Details	SVQCL 0808 H07	Call For Details	SVQCR 0808 H07	8	8	100	6	13.5	VC...0702
Call For Details	SVQCL 1010 H07	Call For Details	SVQCR 1010 H07	10	10	100	6	15.5	VC...0702
Call For Details	SVQCL 1212 H07	Call For Details	SVQCR 1212 H07	12	12	100	6	17.5	VC...0702
7005-043538	SVQCL 1212 H11	7005-043540	SVQCR 1212 H11	12	12	100	8.5	20	VC...1103
7005-043539	SVQCL 1616 K11	7005-043541	SVQCR 1616 K11	16	16	125	8.5	24	VC...1103

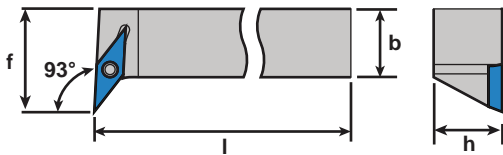




ISO Holder SVUC
 Type: 93°
 Coolant-Thru: None

Repeatability <20µm

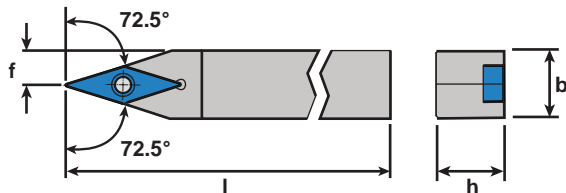
Left Hand		Right Hand		Dimensions & Features				
Item No.	Description	Item No.	Description	b	h	l	f	Inserts
Call For Details	SVUCL 0808 H07	Call For Details	SVUCR 0808 H07	8	8	100	13.5	VC...0702
Call For Details	SVUCL 1010 H07	Call For Details	SVUCR 1010 H07	10	10	100	15.5	VC...0702
Call For Details	SVUCL 1212 H07	Call For Details	SVUCR 1212 H07	12	12	100	17.5	VC...0702
7005-043542	SVUCL 1212 H11	7005-043544	SVUCR 1212 H11	12	12	100	20	VC...1103
7005-043543	SVUCL 1616 K11	7005-043545	SVUCR 1616 K11	16	16	125	24	VC...1103
Call For Details	SVUCL 2020 K11	Call For Details	SVUCR 2020 K11	20	20	125	28	VC...1103



ISO Holder SVVCN
 Type: 72.5°
 Coolant-Thru: None

Repeatability <20µm

Item No.	Description	Dimensions & Features					
		Hand	b	h	l	f	Inserts
7005-148821	SVVCN 0808 F11 U	Neutral	8	8	80	4	VC...1103
Call For Details	SVVCN 0808 H07 U	Neutral	8	8	100	4	VC...0702
7005-044027	SVVCN 0808 H11 U	Neutral	8	8	100	4	VC...1103
7005-148822	SVVCN 1010 F11 U	Neutral	10	10	80	5	VC...1103
Call For Details	SVVCN 1010 H07 U	Neutral	10	10	100	5	VC...0702
7005-044028	SVVCN 1010 H11 U	Neutral	10	10	100	5	VC...1103
7005-045170	SVVCN 1212 F11 U	Neutral	12	12	100	6	VC...1103
Call For Details	SVVCN 1212 H07 U	Neutral	12	12	100	6	VC...0702
7005-044029	SVVCN 1212 H11 U	Neutral	12	12	100	6	VC...1103
7005-045171	SVVCN 1616 H11 U	Neutral	16	16	125	8	VC...1103
7005-045172	SVVCN 2020 K11 U	Neutral	20	20	125	10	VC...1103
7005-045173	SVVCN 2020 K16 U	Neutral	20	20	125	10	VC...1604
Call For Details	SVVCN 3/8" H07 U	Left	9.525	9.525	100	4.76	VC...0702
Call For Details	SVVCN 3/8" H11 U	Left	9.525	9.525	100	4.76	VC...1103
Call For Details	SVVCN 1/2" H07 U	Left	12.7	12.7	100	6.35	VC...0702
Call For Details	SVVCN 1/2" H11 U	Left	12.7	12.7	100	6.35	VC...1103
Call For Details	SVVCN 5/8" K11 U	Left	15.875	15.875	125	7.93	VC...1103
Call For Details	SVVCN 3/4" K11 U	Left	19.05	19.05	125	9.525	VC...1103
Call For Details	SVVCN 3/4" K16 U	Left	19.05	19.05	125	9.525	VC...1604





ISO Coolant-Thru Holder SVVCN

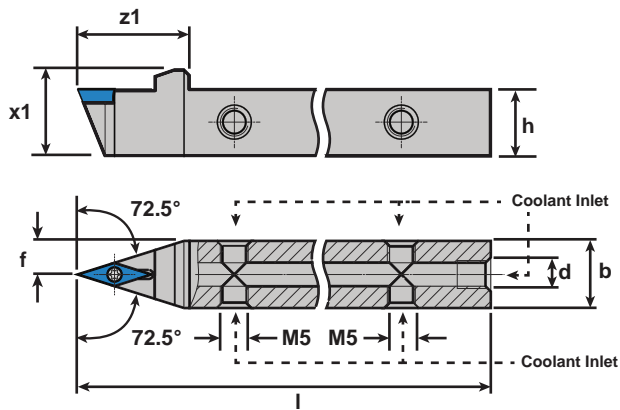
Type: 72.5°

Coolant-Thru: Rear & Side Ports

Repeatability <10µm

Left Hand		Dimensions & Features								Coolant Fittings	
Item No.	Description	b	h	l	z ₁	x ₁	d	f	Inserts	Side	Rear
Call For Details	SVVCN 0808 H07 U IC	8	8	100	20	11.5	M5	4	VC...0702	4005-000111	4005-000111
Call For Details	SVVCN 0810 H11 U IC	10	8	100	21	11.5	M5	5	VC...1103	4005-000111	4005-000111
Call For Details	SVVCN 1010 H07 U IC	10	10	100	20	13.5	M5	5	VC...0702	4005-000111	4005-000111
Call For Details	SVVCN 1010 H11 U IC	10	10	100	21	13.5	M5	5	VC...1103	4005-000111	4005-000111
Call For Details	SVVCN 1212 H07 U IC	12	12	100	20	15.5	M5	6	VC...0702	4005-000111	4005-000111
Call For Details	SVVCN 1212 H11 U IC	12	12	100	21	15.5	M5	6	VC...1103	4005-000111	4005-000111
Call For Details	SVVCN 1616 K11 U IC	16	16	125	21	19.5	G1/8"	8	VC...1103	4005-000111	4005-000104
Call For Details	SVVCN 2020 K11 U IC	20	20	125	21	23.5	G1/8"	10	VC...1103	4005-000111	4005-000104
Call For Details	SVVCN 2020 K16 U IC	20	20	125	27	23.5	G1/8"	10	VC...1604	4005-000111	4005-000104
Call For Details	SVVCN 3/8" H07 U IC	9.525	9.525	100	20	13	M5	4.76	VC...0702	4005-000111	4005-000111
Call For Details	SVVCN 3/8" H11 U IC	9.525	9.525	100	20	13	M5	4.76	VC...1103	4005-000111	4005-000111
Call For Details	SVVCN 1/2" H07 U IC	12.7	12.7	100	21	15.4	M5	6.35	VC...0702	4005-000111	4005-000111
Call For Details	SVVCN 1/2" H11 U IC	12.7	12.7	100	21	15.4	M5	6.35	VC...1103	4005-000111	4005-000111
Call For Details	SVVCN 5/8" K11 U IC	15.875	15.875	125	21	18.6	G1/8"	7.94	VC...1103	4005-000111	4005-000104
Call For Details	SVVCN 3/4" K11 U IC	19.05	19.05	125	21	22.6	G1/8"	9.52	VC...1103	4005-000111	4005-000104
Call For Details	SVVCN 3/4" K16 U IC	19.05	19.05	125	27	22.6	G1/8"	9.52	VC...1604	4005-000111	4005-000104

Features (5) connection ports for simple connection to your oil delivery system. (4) Side ports and (1) one end port making connection possible on most machine tool positions.

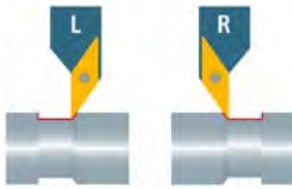


4005-000111

Connects to side ports on ALL Shank sizes
0° Male Union - M5-0.8 to 1/4 JIC Flare Fitting
Included With All Coolant-Thru Shanks

4005-000104

Connects to end port on 5/8" and larger shanks
0° Male Union - 1/8 BSPP to 1/4 JIC Flare Fitting
Fits Position (d) On Tool Holders
Sold Separately.




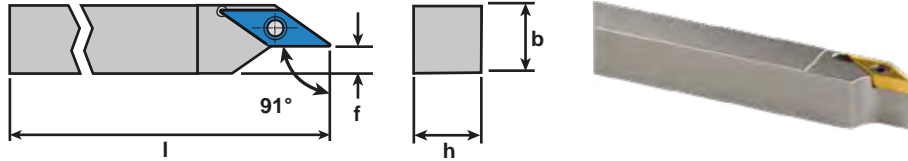
ISO Holder SVXC

Type: 91°

Coolant-Thru: None

Repeatability <20μm

Left Hand		Right Hand		Dimensions & Features				
Item No.	Description	Item No.	Description	b	h	l	f	Inserts
Call For Details 7005-148824	SVXCL 0808 H07 U SVXCL 1010 F11 U	Call For Details 7005-148823	SVXCR 0808 H07 U SVXCR 1010 F11 U	8 10	8 10	100 80	2.5 3	VC...0702 VC...1103
Call For Details 7005-044049	SVXCL 1010 H07 U SVXCL 1010 H11 U	Call For Details 7005-044050	SVXCR 1010 H07 U SVXCR 1010 H11 U	10 10	10 10	100 100	4.5 3	VC...0702 VC...1103
Call For Details 7005-044051	SVXCL 1212 H07 U SVXCL 1212 H11 U	Call For Details 7005-044052	SVXCR 1212 H07 U SVXCR 1212 H11 U	12 12	12 12	100 100	6.5 5	VC...0702 VC...1103
Call For Details 7005-043075	SVXCL 1616 K11 U	Call For Details 7005-043076	SVXCR 1616 K11 U	16	16	125	9	VC...1103
Call For Details 7005-044055	SVXCL 2020 K16 U	Call For Details 7005-044056	SVXCR 2020 K16 U	20	20	125	9	VC...1604
Call For Details	SVXCL 3/8" F11 U	Call For Details	SVXCR 3/8" F11 U	9.525	9.525	80	2	VC...1103
Call For Details	SVXCL 3/8" H07 U	Call For Details	SVXCR 3/8" H07 U	9.525	9.525	100	4	VC...0702
Call For Details	SVXCL 3/8" H11 U	Call For Details	SVXCR 3/8" H11 U	9.525	9.525	100	2	VC...1103
Call For Details	SVXCL 1/2" H07 U	Call For Details	SVXCR 1/2" H07 U	12.7	12.7	100	7.2	VC...0702
Call For Details	SVXCL 1/2" H11 U	Call For Details 7005-153734	SVXCR 1/2" H11 U	12.7	12.7	100	5	VC...1103
Call For Details	SVXCL 5/8" K11 U	Call For Details	SVXCR 5/8" K11 U	15.875	15.875	125	8	VC...1103
Call For Details	SVXCL 3/4" K16 U	Call For Details	SVXCR 3/4" K16 U	19.05	19.05	125	8	VC...1604



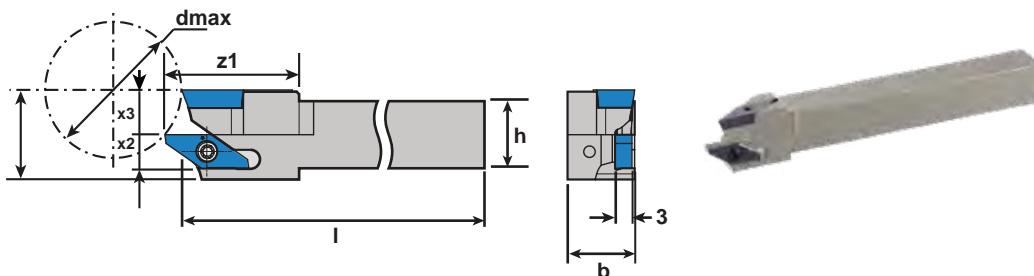
TWIN Insert Holder SVJC

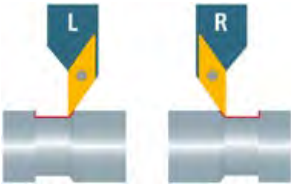
Type: 93° ISO / 1600 Series Inserts

Coolant-Thru: None

Repeatability <20μm

Right Hand		Dimensions & Features								
Item No.	Description	b	h	l	z ₁	x ₁	x ₂	x ₃	d _{max}	Inserts
Call For Details	SVJCR/1600R-0810 H07 Twin	10	8	100	24	16	4	8	24	VC...0702
Call For Details	SVJCR/1600R-1010 H07 Twin	10	10	100	24	16	5	8	24	VC...0702
Call For Details	SVJCR/1600R-1212 H07 Twin	12	12	100	24	16	6	8	24	VC...0702
Call For Details	SVJCR/1600R-0810 H11 Twin	10	8	100	24	16	4	8	24	VC...1103
Call For Details	SVJCR/1600R-1010 H11 Twin	10	10	100	24	16	5	8	24	VC...1103
Call For Details	SVJCR/1600R-1212 H11 Twin	12	12	100	24	16	6	8	24	VC...1103
Call For Details	SVJCR/1600R-1616 K11 Twin	16	16	125	24	23	8	10	36	VC...1103
Call For Details	SVJCR/1600R-2020 K11 Twin	20	20	125	24	27	8	14	68	VC...1103
Call For Details	SVJCR/1600R-3/8" H07 Twin	9.525	9.525	100	24	16	4.76	8	24	VC...0702
Call For Details	SVJCR/1600R-1/2" H07 Twin	12.7	12.7	100	24	16	6.35	8	24	VC...0702
Call For Details	SVJCR/1600R-3/8" H11 Twin	9.525	9.525	100	24	16	4.76	8	24	VC...1103
Call For Details	SVJCR/1600R-1/2" H11 Twin	12.7	12.7	100	24	16	6.35	8	24	VC...1103
Call For Details	SVJCR/1600R-5/8" K11 Twin	15.875	15.875	125	24	23	7.94	10	36	VC...1103
Call For Details	SVJCR/1600R-3/4" K11 Twin	19.05	19.05	125	24	27	7.53	14	68	VC...1103





ISO Coolant-Thru Holder SVXC

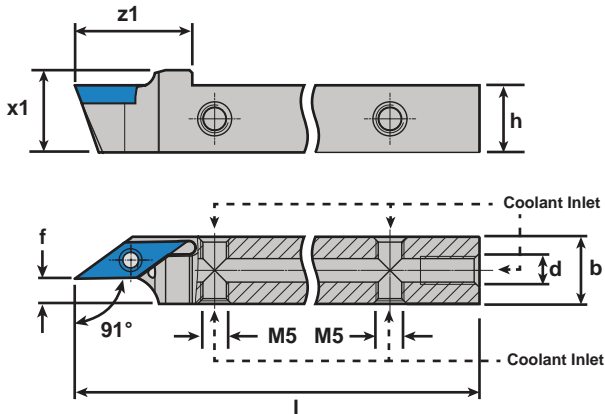
Type: 91°

Coolant-Thru: Rear & Side Ports

Repeatability <10µm

Left Hand		Right Hand		Dimensions & Features								Coolant Fittings	
Item No.	Description	Item No.	Description	b	h	l	z ₁	x ₁	d	f	Inserts	Side	Rear
Call For Details	SVXCL 0808 H07 U IC	Call For Details	SVXCR 0808 H07 U IC	8	8	100	18	11.5	M5	2.5	VC...0702	4005-000111	4005-000111
Call For Details	SVXCL 1010 F11 U IC	Call For Details	SVXCR 1010 F11 U IC	10	10	80	21	12.7	M5	3	VC...1103	4005-000111	4005-000111
Call For Details	SVXCL 1010 H07 U IC	Call For Details	SVXCR 1010 H07 U IC	10	10	100	18	13.5	M5	4.5	VC...0702	4005-000111	4005-000111
Call For Details	SVXCL 1010 H11 U IC	Call For Details	SVXCR 1010 H11 U IC	10	10	100	21	12.7	M5	3	VC...1103	4005-000111	4005-000111
Call For Details	SVXCL 1212 H07 U IC	Call For Details	SVXCR 1212 H07 U IC	12	12	100	18	15.5	M5	6.5	VC...0702	4005-000111	4005-000111
Call For Details	SVXCL 1212 H11 U IC	Call For Details	SVXCR 1212 H11 U IC	12	12	100	21	14.7	M5	5	VC...1103	4005-000111	4005-000111
7005-150765A	SVXCL 1616 K11 U IC	Call For Details	SVXCR 1616 K11 U IC	16	16	125	21	18.7	G1/8"	9	VC...1103	4005-000111	4005-000104
Call For Details	SVXCL 2020 K16 U IC	Call For Details	SVXCR 2020 K16 U IC	20	20	125	27	22	G1/8"	9	VC...1604	4005-000111	4005-000104
Call For Details	SVXCL 3/8" F11 U IC	Call For Details	SVXCR 3/8" F11 U IC	9.525	9.525	80	21	12.2	M5	2	VC...1103	4005-000111	4005-000111
Call For Details	SVXCL 3/8" H07 U IC	Call For Details	SVXCR 3/8" H07 U IC	9.525	9.525	100	18	13	M5	4.02	VC...0702	4005-000111	4005-000111
Call For Details	SVXCL 3/8" H11 U IC	Call For Details	SVXCR 3/8" H11 U IC	9.525	9.525	100	21	12.2	M5	2	VC...1103	4005-000111	4005-000111
Call For Details	SVXCL 1/2" H07 U IC	Call For Details	SVXCR 1/2" H07 U IC	12.7	12.7	100	18	16.2	M5	7.19	VC...0702	4005-000111	4005-000111
Call For Details	SVXCL 1/2" H11 U IC	Call For Details	SVXCR 1/2" H11 U IC	12.7	12.7	100	21	15.4	M5	5	VC...1103	4005-000111	4005-000111
Call For Details	SVXCL 5/8" K11 U IC	Call For Details	SVXCR 5/8" K11 U IC	15.875	15.875	125	21	18.6	G1/8"	8	VC...1103	4005-000111	4005-000104
Call For Details	SVXCL 3/4" K16 U IC	Call For Details	SVXCR 3/4" K16 U IC	19.05	19.05	125	27	22	G1/8"	8	VC...1604	4005-000111	4005-000104

Features (5) connection ports for simple connection to your oil delivery system. (4) Side ports and (1) one end port making connection possible on most machine tool positions.




4005-000111

Connects to side ports on ALL Shank sizes
0° Male Union - M5-0.8 to 1/4 JIC Flare Fitting
Included With All Coolant-Thru Shanks



4005-000104

Connects to end port on 5/8" and larger shanks
0° Male Union - 1/8 BSPP to 1/4 JIC Flare Fitting
Fits Position (d) On Tool Holders
Sold Separately.



TWIN Insert Coolant-Thru Holder SVJC

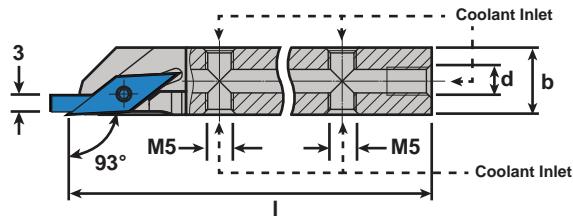
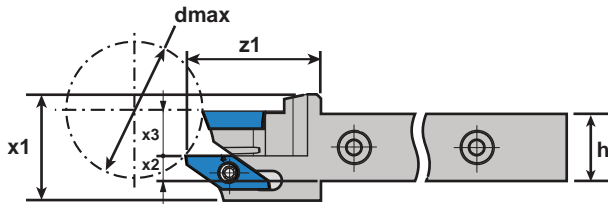
Type: 93° ISO / 1600 Series Inserts

Coolant-Thru: Rear & Side Ports

Repeatability <10µm

Right Hand		Dimensions & Features										Coolant Fittings	
Item No.	Description	b	h	l	z ₁	x ₁	x ₂	x ₃	d	d _{max}	Inserts	Side	Rear
Call For Details	SVJCR/1600R-0810 H07 Twin IC	10	8	100	24	16	4	8	M5	24	VC...0702	4005-000111	4005-000111
Call For Details	SVJCR/1600R-1010 H07 Twin IC	10	10	100	24	16	5	8	M5	24	VC...0702	4005-000111	4005-000111
Call For Details	SVJCR/1600R-1212 H07 Twin IC	12	12	100	24	16	6	8	M5	24	VC...0702	4005-000111	4005-000111
Call For Details	SVJCR/1600R-0810 H11 Twin IC	10	8	100	24	16	4	8	M5	24	VC...1103	4005-000111	4005-000111
Call For Details	SVJCR/1600R-1010 H11 Twin IC	10	10	100	24	16	5	8	M5	24	VC...1103	4005-000111	4005-000111
Call For Details	SVJCR/1600R-1212 H11 Twin IC	12	12	100	24	16	6	8	M5	24	VC...1103	4005-000111	4005-000111
Call For Details	SVJCR/1600R-1616 K11 Twin IC	16	16	125	24	20	8	10	G1/8"	36	VC...1103	4005-000111	4005-000104
Call For Details	SVJCR/1600R-2020 K11 Twin IC	20	20	125	24	24	8	14	G1/8"	68	VC...1103	4005-000111	4005-000104
Call For Details	SVJCR/1600R-3/8" H07 Twin IC	9.525	9.525	100	24	16	4.76	8	M5	24	VC...0702	4005-000111	4005-000111
Call For Details	SVJCR/1600R-1/2" H07 Twin IC	12.7	12.7	100	24	16	6.35	8	M5	24	VC...0702	4005-000111	4005-000111
Call For Details	SVJCR/1600R-3/8" H07 Twin IC	9.525	9.525	100	24	16	4.76	8	M5	24	VC...0702	4005-000111	4005-000111
Call For Details	SVJCR/1600R-1/2" H07 Twin IC	12.7	12.7	100	24	16	6.35	8	M5	24	VC...0702	4005-000111	4005-000111
Call For Details	SVJCR/1600R-5/8" K11 Twin IC	15.875	15.875	125	24	20	7.94	10	G1/8"	36	VC...1103	4005-000111	4005-000104
Call For Details	SVJCR/1600R-3/4" K11 Twin IC	19.05	19.05	125	24	24	7.53	14	G1/8"	68	VC...1103	4005-000111	4005-000104

Features (5) connection ports for simple connection to your oil delivery system. (4) Side ports and (1) one end port making connection possible on most machine tool positions.



4005-000111

Connects to side ports on ALL Shank sizes
0° Male Union - M5-0.8 to 1/4 JIC Flare Fitting
Included With All Coolant-Thru Shanks



4005-000104

Connects to end port on 5/8" and larger shanks
0° Male Union - 1/8 BSSP to 1/4 JIC Flare Fitting
**Fits Position (d) On Tool Holders
Sold Separately.**

multidec® SHORT

multidec® SHORT coolant-thru holders enable the use of multidec® turning inserts on commonly available quick change tooling systems. **multidec® 1600, 3000, ISO VC, & ISO VP** series inserts are currently available.

See Pg. 237
For Full Details



3000 Series Insert Shown



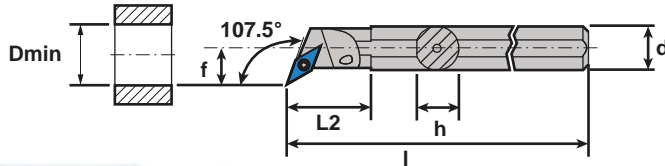
ISO Round Shank Holder SVQC

Type: 107.5°

Coolant-Thru: None

Repeatability <20µm

Left Hand		Right Hand		Dimensions & Features						
Item No.	Description	Item No.	Description	d	h	l	l_2	f	d_{min}	Inserts
Call For Details	A10 H SVQCL 07	Call For Details	A10 H SVQCR 07	10	9.5	100	23	8	16	VC...0702
Call For Details	A12 K SVQCL 07	Call For Details	A12 K SVQCR 07	12	11.5	125	25	9	17	VC...0702
Call For Details	A16 M SVQCL 07	Call For Details	A16 M SVQCR 07	16	15	150	29	11	20	VC...0702
7005-045274	A16 M SVQCL 11	7005-045275	A16 M SVQCR 11	16	15	150	29	11	20	VC...1103
7005-045276	A20 Q SVQCL 11	7005-045277	A20 Q SVQCR 11	20	18.5	180	32	13	25	VC...1103



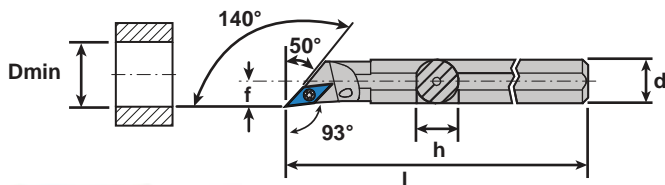
ISO Round Shank Holder SVOC

Type: 140°

Coolant-Thru: None

Repeatability <20µm

Left Hand		Right Hand		Dimensions & Features					
Item No.	Description	Item No.	Description	d	h	l	f	d_{min}	Inserts
Call For Details	A10 H SVOCL 07	Call For Details	A10 H SVOCR 07	10	9.5	100	6	16	VC...0702
Call For Details	A12 K SVOCL 07	Call For Details	A12 K SVOCR 07	12	11.5	125	7	17	VC...0702
7005-114037	A12 K SVOCL 11	7005-044340	A12 K SVOCR 11	12	11.5	125	7	17	VC...1103
Call For Details	A16 M SVOCL 07	Call For Details	A16 M SVOCR 07	16	15.5	150	9	20	VC...0702
7005-114038	A16 M SVOCL 11	7005-044347	A16 M SVOCR 11	16	15.5	150	9	20	VC...1103



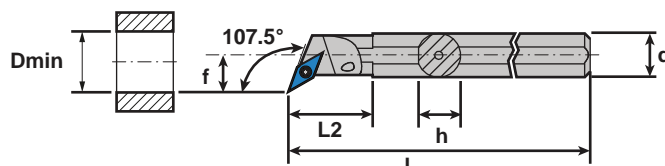
ISO Round Shank Holder SVUC

Type: 93°

Coolant-Thru: None

Repeatability <20µm

Left Hand		Right Hand		Dimensions & Features						
Item No.	Description	Item No.	Description	d	h	l	l_2	f	d_{min}	Inserts
Call For Details	A10 K SVUCL 07	Call For Details	A10 K SVUCR 07	10	9.5	100	23	8	16	VC...0702
Call For Details	A12 K SVUCL 07	Call For Details	A12 K SVUCR 07	12	11.5	125	25	9	17	VC...0702
Call For Details	A16 M SVUCL 07	Call For Details	A16 M SVUCR 07	16	15.5	150	29	11	20	VC...0702
7005-045280	A16 M SVUCL 11	7005-045281	A16 M SVUCR 11	16	15	150	29	11	20	VC...1103
7005-045282	A20 Q SVUCL 11	7005-045283	A20 Q SVUCR 11	20	18.5	180	32	13	25	VC...1103



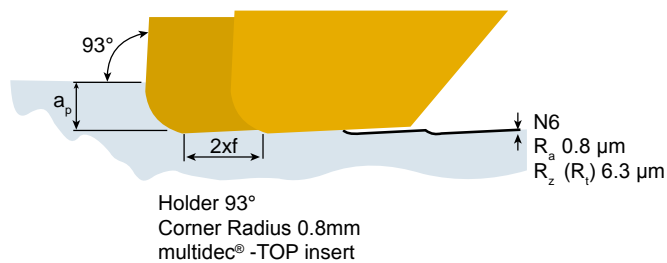
UTILIS multidec® swiss type tools TOP Series

- Wiper geometry enables faster feeds while maintaining good surface finish
- Holder especially designed for front turning and back turning in Swiss-type machines
- Versatile cutting geometry and chip breaker enables turning in three directions
- Decreases cycle time by enabling up to 2X feed rate while maintaining surface quality



multidec® TOP series inserts feature a trailing wiper geometry which produces a stronger cutting edge. This allows for faster feeds while simultaneously increasing surface finish by burnishing the high-points of the turn pattern.

The multidec® TOP series line features a sharp tool nose radius of 0mm .08mm and .15mm with chip control geometry and is ideal for precision small parts turning in tough materials.



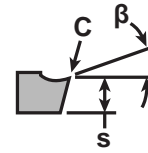
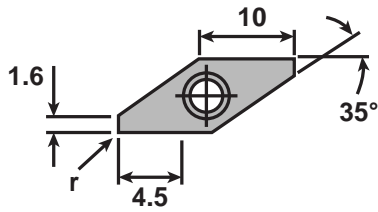
Turned With A
multidec® TOP Wiper Insert

Turned With A
Standard VCGT Insert




Coatings vs Material Type

		Carbide						Cermet	Diamond	Materials			
-	-	■	■	■	□	□	■	■	-	Steel			
-	■	-	■	□	□	■	■	□	■	Stainless Steel			
□	■	-	□	-	□	■	-	-	-	Titanium & Ti-Alloys			
■	□	-	-	-	□	□	-	□	-	Non Ferrous Metals			
UHM 10	UHM 10 HX	UHM 10 MZ	UHM 20 HPX	UHM 20 MZ	UHM 30	UHM 30 HX	UHM 30 MZ	UHM 30 SX	UCM 10	UCM 10 HX	UCVD 08	UPCD 15	UPCD 20



β : 12°
 C: <0.002
 S: ±0.025 (VPET)
 ±0.13 (VPGT)
 ±0.1 (VPXT)




VPET Carbide TOP Wiper (S: ±0.025)

Cut: Standard

Chip Breaker: TOP Wiper, Polished Rake, Sharp Cutting Edge

Repeatability <10μm

Left Hand		Right Hand		Dimensions & Features			
Item No.	Description	Item No.	Description	Edge	Nose Radius	Holder	Coating
7005-113207	VPGT 1003ZZ FL TOP UHM20 HPX	7005-129863	VPET 1003ZZ FR TOP UHM20 HPX	Sharp	0	SV...	UHM 20 HPX
7005-121822	VPGT 1003ZZ FL TOP UHM30 HX	7005-125810	VPET 1003ZZ FR TOP UHM30 HX	Sharp	0	SV...	UHM 30 HX
7005-120460	VPGT 1003ZZ FL TOP UHM30 SX	7005-125809	VPET 1003ZZ FR TOP UHM30 SX	Sharp	0	SV...	UHM 30 SX
---	---	7005-139905	VPET 1003005 FR TOP UHM30 HX	Sharp	.05mm/.0019in	SV...	UHM 30 HX
7005-129859	VPET 1003008 FL TOP UHM20 HPX	7005-129865	VPET 1003008 FR TOP UHM20 HPX	Sharp	.08mm/.0031in	SV...	UHM 20 HPX
7005-125819	VPET 1003008 FL TOP UHM30 HX	7005-125816	VPET 1003008 FR TOP UHM30 HX	Sharp	.08mm/.0031in	SV...	UHM 30 HX
7005-125818	VPET 1003008 FL TOP UHM30 SX	7005-125815	VPET 1003008 FR TOP UHM30 SX	Sharp	.08mm/.0031in	SV...	UHM 30 SX
7005-129861	VPET 1003015 FL TOP UHM20 HPX	7005-129867	VPET 1003015 FR TOP UHM20 HPX	Sharp	.15mm/.0059in	SV...	UHM 20 HPX
7005-146892	VPET 1003015 FL TOP UHM30 HX	7005-114894	VPET 1003015 FR TOP UHM30 HX	Sharp	.15mm/.0059in	SV...	UHM 30 HX
7005-114892	VPET 1003015 FL TOP UHM30 SX	7005-114895	VPET 1003015 FR TOP UHM30 SX	Sharp	.15mm/.0059in	SV...	UHM 30 SX




VPGT Carbide TOP Wiper (S: ±0.13)

Cut: Standard

Chip Breaker: TOP Wiper, Polished Rake, Sharp Cutting Edge

Repeatability <20μm

Left Hand		Right Hand		Dimensions & Features			
Item No.	Description	Item No.	Description	Edge	Nose Radius	Holder	Coating
7005-137956	VPGT 1003008 EL TOP UHM30 HX	---	---	Honed	.08mm/.0031in	SV...	UHM 30 HX
7005-137955	VPGT 1003008 EL TOP UHM30 SX	---	---	Honed	.08mm/.0031in	SV...	UHM 30 SX
7005-117094	VPGT 1003ZZ FL TOP UHM10 HX	7005-117088	VPGT 1003ZZ FR TOP UHM10 HX	Sharp	0	SV...	UHM 10 HX
7005-113207	VPGT 1003ZZ FL TOP UHM20 HPX	7005-113203	VPGT 1003ZZ FR TOP UHM20 HPX	Sharp	0	SV...	UHM 20 HPX
7005-121822	VPGT 1003ZZ FL TOP UHM30 HX	7005-121823	VPGT 1003ZZ FR TOP UHM30 HX	Sharp	0	SV...	UHM 30 HX
7005-120460	VPGT 1003ZZ FL TOP UHM30 SX	7005-120461	VPGT 1003ZZ FR TOP UHM30 SX	Sharp	0	SV...	UHM 30 SX
---	---	Call For Details	VPGT 1003005 FR TOP UHM10 HX	Sharp	.05mm/.0019in	SV...	UHM 10 HX
---	---	Call For Details	VPGT 1003005 FR TOP UHM20 HPX	Sharp	.05mm/.0019in	SV...	UHM 20 HPX
---	---	7005-139732	VPGT 1003005 FR TOP UHM30 HX	Sharp	.05mm/.0019in	SV...	UHM 30 HX
---	---	7005-139903	VPGT 1003005 FR TOP UHM30 SX	Sharp	.05mm/.0019in	SV...	UHM 30 SX
7005-117096	VPGT 1003008 FL TOP UHM10 HX	7005-117090	VPGT 1003008 FR TOP UHM10 HX	Sharp	.08mm/.0031in	SV...	UHM 10 HX
7005-113209	VPGT 1003008 FL TOP UHM20 HPX	7005-113205	VPGT 1003008 FR TOP UHM20 HPX	Sharp	.08mm/.0031in	SV...	UHM 20 HPX
7005-121114	VPGT 1003008 FL TOP UHM30 HX	7005-121115	VPGT 1003008 FR TOP UHM30 HX	Sharp	.08mm/.0031in	SV...	UHM 30 HX
7005-120810	VPGT 1003008 FL TOP UHM30 SX	7005-120489	VPGT 1003008 FR TOP UHM30 SX	Sharp	.08mm/.0031in	SV...	UHM 30 SX
7005-117098	VPGT 1003015 FL TOP UHM10 HX	7005-117092	VPGT 1003015 FR TOP UHM10 HX	Sharp	.15mm/.0059in	SV...	UHM 10 HX
7005-113128	VPGT 1003015 FL TOP UHM20 HPX	7005-113130	VPGT 1003015 FR TOP UHM20 HPX	Sharp	.15mm/.0059in	SV...	UHM 20 HPX
7005-114886	VPGT 1003015 FL TOP UHM30 HX	7005-114889	VPGT 1003015 FR TOP UHM30 HX	Sharp	.15mm/.0059in	SV...	UHM 30 HX
7005-114887	VPGT 1003015 FL TOP UHM30 SX	7005-114890	VPGT 1003015 FR TOP UHM30 SX	Sharp	.15mm/.0059in	SV...	UHM 30 SX



VPXT Carbide TOP Wiper (S: ±0.1)

Cut: Standard

Chip Breaker: TOP Wiper, Honed Cutting Edge

Repeatability <50μm

Left Hand		Right Hand		Dimensions & Features			
Item No.	Description	Item No.	Description	Edge	Nose Radius	Holder	Coating
7005-138456	VPXT 1003015 EL TOP UHM20 HPX	7005-138457	VPXT 1003015 ER TOP UHM20 HPX	Honed	.15mm/.0059in	SV...	UHM 20 HPX
7005-138462	VPXT 1003035 EL TOP UHM20 HPX	7005-138463	VPXT 1003035 ER TOP UHM20 HPX	Honed	.35mm/.0137in	SV...	UHM 20 HPX




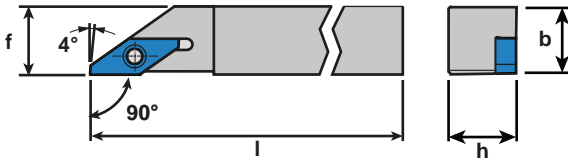
ISO Holder SVAP

Type: 90°

Coolant-Thru: None

Repeatability <20µm

Left Hand		Right Hand		Dimensions & Features				
Item No.	Description	Item No.	Description	h	b	l	f	Inserts
7005-044335	SVAPL 0707 H10	7005-044334	SVAPR 0707 H10	7	7	100	7	VP.. 1003
Call For Details	SVAPL 0708 H10	Call For Details	SVAPR 0708 H10	7	8	100	8	VP.. 1003
7005-148827	SVAPL 0808 F10	7005-148825	SVAPR 0808 F10	8	8	80	8	VP.. 1003
7005-044071	SVAPL 0808 H10	7005-044072	SVAPR 0808 H10	8	8	100	8	VP.. 1003
7005-148828	SVAPL 1010 F10	7005-148826	SVAPR 1010 F10	10	10	80	10	VP.. 1003
7005-044073	SVAPL 1010 H10	7005-044074	SVAPR 1010 H10	10	10	100	10	VP.. 1003
7005-044075	SVAPL 1212 H10	7005-044076	SVAPR 1212 H10	12	12	100	12	VP.. 1003
7005-148830	SVAPL 3/8" F10	7005-148829	SVAPR 3/8" F10	9.525	9.525	80	9.525	VP.. 1003
7005-114029	SVAPL 3/8" H10	7005-138415	SVAPR 3/8" H10	9.525	9.525	100	9.525	VP.. 1003
7005-114030	SVAPL 1/2" H10	7005-138416	SVAPR 1/2" H10	12.7	12.7	100	12.7	VP.. 1003



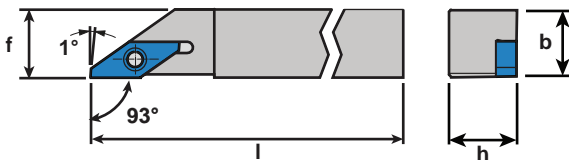
ISO Holder SVJP


Type: 93°

Coolant-Thru: None

Repeatability <20µm

Left Hand		Right Hand		Dimensions & Features				
Item No.	Description	Item No.	Description	h	b	l	f	Inserts
7005-043093	SVJPL 0807 H10	7005-043207	SVJPR 0807 H10	7	8	100	8	VP.. 1003
Call For Details	SVJPL 0808 F10	7005-148831	SVJPR 0808 F10	8	8	80	8	VP.. 1003
7005-043002	SVJPL 0808 H10	7005-043009	SVJPR 0808 H10	8	8	100	8	VP.. 1003
7005-148834	SVJPL 1010 F10	7005-148832	SVJPR 1010 F10	10	10	80	10	VP.. 1003
7005-043003	SVJPL 1010 H10	7005-043010	SVJPR 1010 H10	10	10	100	10	VP.. 1003
7005-043004	SVJPL 1212 H10	7005-043011	SVJPR 1212 H10	12	12	100	12	VP.. 1003
7005-043006	SVJPL 1616 K10	7005-043013	SVJPR 1616 K10	16	16	125	16	VP.. 1003
7005-043007	SVJPL 2020 K10	7005-043014	SVJPR 2020 K10	20	20	125	20	VP.. 1003
7005-148836	SVJPL 3/8" F10	7005-148835	SVJPR 3/8" F10	9.525	9.525	80	9.525	VP.. 1003
7005-114031	SVJPL 3/8" H10	7005-138414	SVJPR 3/8" H10	9.525	9.525	100	9.525	VP.. 1003
7005-114032	SVJPL 1/2" H10	7005-127412	SVJPR 1/2" H10	12.7	12.7	100	12.7	VP.. 1003
7005-113733	SVJPL 5/8" K10	7005-113732	SVJPR 5/8" K10	15.875	15.875	125	15.875	VP.. 1003
7005-113735	SVJPL 3/4" K10	7005-113734	SVJPR 3/4" K10	19.05	19.05	125	19.05	VP.. 1003





ISO Coolant-Thru Holder SVJP

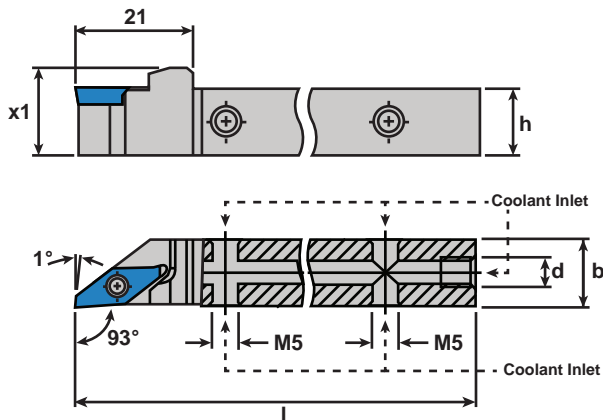
Type: 93°

Coolant-Thru: Rear & Side Ports

Repeatability <10µm

Left Hand		Right Hand		Dimensions & Features							Coolant Fittings	
Item No.	Description	Item No.	Description	h	b	l	x_7	d	f	Inserts	Side	Rear
Call For Details	SVJPL 0810 H10 IC	Call For Details	SVJPR 0810 H10 IC	8	10	100	11.5	M5	10	VP.. 1003	4005-000111	4005-000111
Call For Details	SVJPL 1010 H10 IC	7005-146042A	SVJPR 1010 H10 IC	10	10	100	13.5	M5	10	VP.. 1003	4005-000111	4005-000111
Call For Details	SVJPL 1212 H10 IC	7005-146036A	SVJPR 1212 H10 IC	12	12	100	15.5	M5	12	VP.. 1003	4005-000111	4005-000111
Call For Details	SVJPL 1616 K10 IC	7005-146047A	SVJPR 1616 K10 IC	16	16	125	19.5	G1/8"	16	VP.. 1003	4005-000111	4005-000104
Call For Details	SVJPL 2020 K10 IC	Call For Details	SVJPR 2020 K10 IC	20	20	125	23.5	G1/8"	20	VP.. 1003	4005-000111	4005-000104
Call For Details	SVJPL 3/8" H10 IC	Call For Details	SVJPR 3/8" H10 IC	9.525	9.525	100	13	M5	9.525	VP.. 1003	4005-000111	4005-000111
Call For Details	SVJPL 1/2" H10 IC	7005-146050A	SVJPR 1/2" H10 IC	12.7	12.7	100	16.2	M5	12.7	VP.. 1003	4005-000111	4005-000111
Call For Details	SVJPL 5/8" K10 IC	7005-146051A	SVJPR 5/8" K10 IC	15.875	15.875	125	19.4	G1/8"	15.875	VP.. 1003	4005-000111	4005-000104
Call For Details	SVJPL 3/4" K10 IC	7005-146334A	SVJPR 3/4" K10 IC	19.05	19.05	125	22.6	G1/8"	19.05	VP.. 1003	4005-000111	4005-000104

Features (5) connection ports for simple connection to your oil delivery system. (4) Side ports and (1) one end port making connection possible on most machine tool positions.

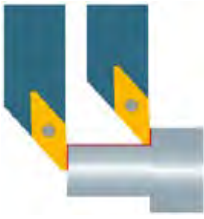


4005-000111

Connects to side ports on ALL Shank sizes
0° Male Union - M5-0.8 to 1/4 JIC Flare Fitting
Included With All Coolant-Thru Shanks

4005-000104

Connects to end port on 5/8" and larger shanks
0° Male Union - 1/8 BSPP to 1/4 JIC Flare Fitting
Fits Position (d) On Tool Holders
Sold Separately.




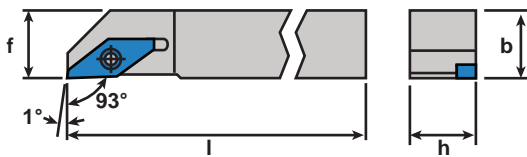
ISO Holder SVJP Reinforced

Type: 93°

Coolant-Thru: None

Repeatability <20µm

Left Hand		Right Hand		Dimensions & Features				
Item No.	Description	Item No.	Description	h	b	l	f	Inserts
7005-148839	SVJPL 0810 F10 V	7005-148837	SVJPR 0810 F10 V	8	10	80	10	VP.. 1003
7005-114945	SVJPL 0810 H10 V	7005-114944	SVJPR 0810 H10 V	8	10	100	10	VP.. 1003
7005-148840	SVJPL 1010 F10 V	7005-148838	SVJPR 1010 F10 V	10	10	80	10	VP.. 1003
7005-114019	SVJPL 1010 H10 V	7005-114022	SVJPR 1010 H10 V	10	10	100	10	VP.. 1003
7005-045208	SVJPL 1212 H10 V	7005-045207	SVJPR 1212 H10 V	12	12	100	12	VP.. 1003
7005-114020	SVJPL 1616 K10 V	7005-114023	SVJPR 1616 K10 V	16	16	125	16	VP.. 1003
7005-114021	SVJPL 2020 K10 V	7005-114024	SVJPR 2020 K10 V	20	20	125	20	VP.. 1003
7005-148842	SVJPL 3/8" F10 V	7005-148841	SVJPR 3/8" F10 V	9.525	9.525	80	9.525	VP.. 1003
7005-114027	SVJPL 3/8" H10 V	7005-114025	SVJPR 3/8" H10 V	9.525	9.525	100	9.525	VP.. 1003
7005-114028	SVJPL 1/2" H10 V	7005-114026	SVJPR 1/2" H10 V	12.7	12.7	100	12.7	VP.. 1003
7005-113737	SVJPL 5/8" K10 V	7005-113736	SVJPR 5/8" K10 V	15.875	15.875	125	15.875	VP.. 1003
7005-113739	SVJPL 3/4" K10 V	7005-113738	SVJPR 3/4" K10 V	19.05	19.05	125	19.05	VP.. 1003



ISO Coolant-Thru Holder SVJP Reinforced

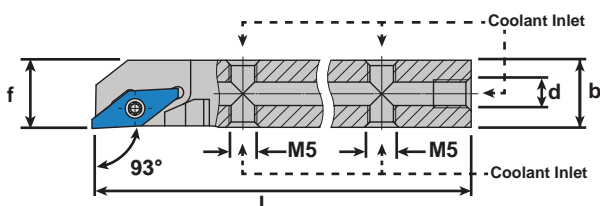
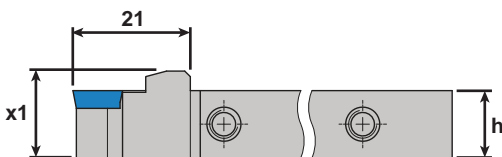
Type: 93°

Coolant-Thru: Rear & Side Ports

Repeatability <10µm

Left Hand		Right Hand		Dimensions & Features						Coolant Fittings		
Item No.	Description	Item No.	Description	h	b	l	x ₁	d	f	Inserts	Side	Rear
7005-146456	SVJPL 0810 H10 V IC	7005-146451	SVJPR 0810 H10 V IC	8	10	100	11.5	M5	10	VP.. 1003	4005-000111	4005-000111
7005-146457	SVJPL 1010 H10 V IC	7005-146452	SVJPR 1010 H10 V IC	10	10	100	13.5	M5	10	VP.. 1003	4005-000111	4005-000111
7005-146458	SVJPL 1212 H10 V IC	7005-146453	SVJPR 1212 H10 V IC	12	12	100	15.5	M5	12	VP.. 1003	4005-000111	4005-000111
7005-146459	SVJPL 1616 K10 V IC	7005-146454	SVJPR 1616 K10 V IC	16	16	125	19.5	G1/8"	16	VP.. 1003	4005-000111	4005-000104
7005-146460	SVJPL 2020 K10 V IC	7005-146455	SVJPR 2020 K10 V IC	20	20	125	23.5	G1/8"	20	VP.. 1003	4005-000111	4005-000104
7005-146465	SVJPL 3/8" H10 V IC	7005-146461	SVJPR 3/8" H10 V IC	9.525	9.525	100	13	M5	9.525	VP.. 1003	4005-000111	4005-000111
7005-146466	SVJPL 1/2" H10 V IC	7005-146462	SVJPR 1/2" H10 V IC	12.7	12.7	100	16.2	M5	12.7	VP.. 1003	4005-000111	4005-000111
7005-146467	SVJPL 5/8" K10 V IC	7005-146463	SVJPR 5/8" K10 V IC	15.875	15.875	125	19.4	G1/8"	15.875	VP.. 1003	4005-000111	4005-000104
7005-146468	SVJPL 3/4" K10 V IC	7005-146464	SVJPR 3/4" K10 V IC	19.05	19.05	125	22.6	G1/8"	19.05	VP.. 1003	4005-000111	4005-000104

Features (5) connection ports for simple connection to your oil delivery system. (4) Side ports and (1) one end port making connection possible on most machine tool positions.

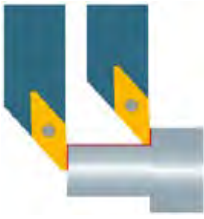


4005-000111

Connects to side ports on ALL Shank sizes
0° Male Union - M5-0.8 to 1/4 JIC Flare Fitting
Included With All Coolant-Thru Shanks

4005-000104

Connects to end port on 5/8" and larger shanks
0° Male Union - 1/8 BSPP to 1/4 JIC Flare Fitting
Fits Position (d) On Tool Holders
Sold Separately.




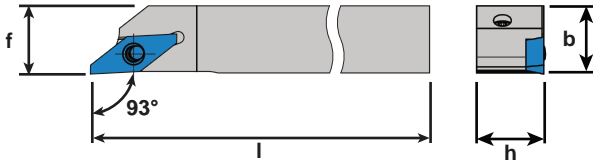
ISO Holder SVJP Fast Change

Type: 93°

Coolant-Thru: None

Repeatability <20µm

Left Hand		Right Hand		Dimensions & Features				
Item No.	Description	Item No.	Description	h	b	l	f	Inserts
Call For Details	SVJPL 1212 H10 FC	Call For Details	SVJPR 1212 H10 FC	12	12	100	12	VP.. 1003
Call For Details	SVJPL 1616 K10 FC	Call For Details	SVJPR 1616 K10 FC	16	16	125	16	VP.. 1003
Call For Details	SVJPL 1/2" H10 FC	Call For Details	SVJPR 1/2" H10 FC	12.7	12.7	100	12.7	VP.. 1003
Call For Details	SVJPL 5/8" K10 FC	Call For Details	SVJPR 5/8" K10 FC	15.875	15.875	125	15.875	VP.. 1003



ISO Coolant-Thru Holder SVJP Fast Change

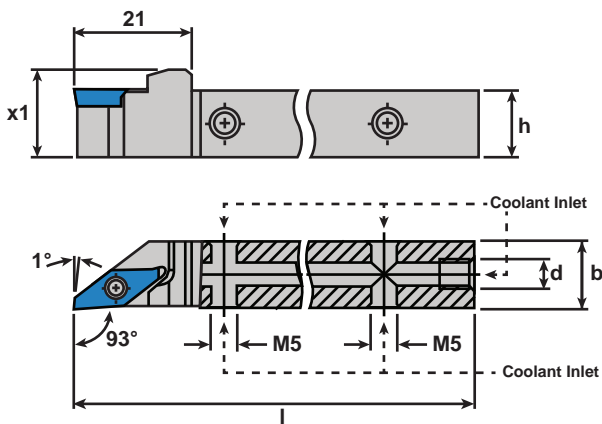
Type: 93°

Coolant-Thru: Rear & Side Ports

Repeatability <10µm

Left Hand		Right Hand		Dimensions & Features						Coolant Fittings		
Item No.	Description	Item No.	Description	h	b	l	x ₁	d	f	Inserts	Side	Rear
Call For Details	SVJPL 1212 H10 FC IC	Call For Details	SVJPR 1212 H10 FC IC	12	12	100	15.5	M5	12	VP.. 1003	4005-000111	4005-000111
Call For Details	SVJPL 1616 K10 FC IC	Call For Details	SVJPR 1616 K10 FC IC	16	16	125	19.5	G1/8"	16	VP.. 1003	4005-000111	4005-000104
Call For Details	SVJPL 1/2" H10 FC IC	Call For Details	SVJPR 1/2" H10 FC IC	12.7	12.7	100	16.2	M5	12.7	VP.. 1003	4005-000111	4005-000111
Call For Details	SVJPL 5/8" K10 FC IC	Call For Details	SVJPR 5/8" K10 FC IC	15.875	15.875	125	19.4	G1/8"	15.875	VP.. 1003	4005-000111	4005-000104

Features (5) connection ports for simple connection to your oil delivery system. (4) Side ports and (1) one end port making connection possible on most machine tool positions.



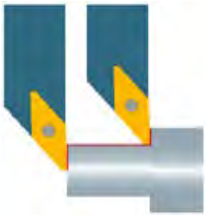
4005-000111

Connects to side ports on ALL Shank sizes
0° Male Union - M5-0.8 to 1/4 JIC Flare Fitting
Included With All Coolant-Thru Shanks



4005-000104

Connects to end port on 5/8" and larger shanks
0° Male Union - 1/8 BSPP to 1/4 JIC Flare Fitting
Fits Position (d) On Tool Holders
Sold Separately.



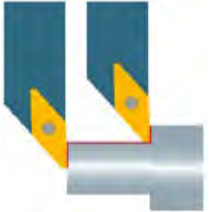
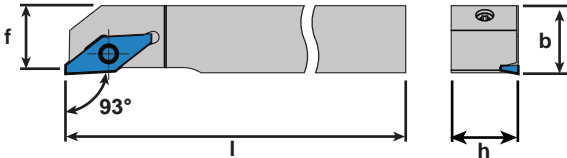
ISO Holder SVJP Reinforced Fast Change

Type: 93°

Coolant-Thru: None

Repeatability <20µm

Left Hand		Right Hand		Dimensions & Features				
Item No.	Description	Item No.	Description	h	b	l	f	Inserts
Call For Details	SVJPL 1212 H10 V FC	Call For Details	SVJPR 1212 H10 V FC	12	12	100	12	VP.. 1003
Call For Details	SVJPL 1616 K10 V FC	Call For Details	SVJPR 1616 K10 V FC	16	16	125	16	VP.. 1003
Call For Details	SVJPL 1/2" H10 V FC	Call For Details	SVJPR 1/2" H10 V FC	12.7	12.7	100	12.7	VP.. 1003
Call For Details	SVJPL 5/8" K10 V FC	Call For Details	SVJPR 5/8" K10 V FC	15.875	15.875	125	15.875	VP.. 1003



ISO Coolant-Thru Holder SVJP Reinforced Fast Change

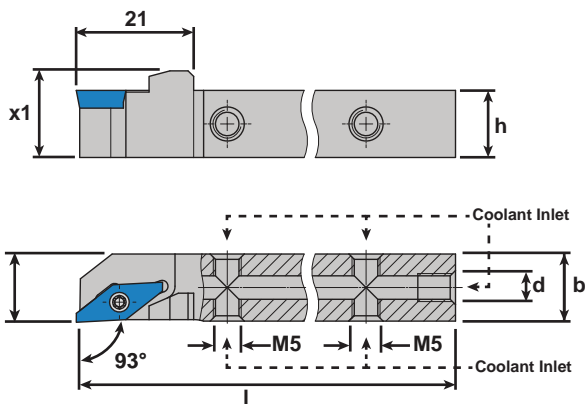
Type: 93°

Coolant-Thru: Rear & Side Ports

Repeatability <10µm

Left Hand		Right Hand		Dimensions & Features						Coolant Fittings		
Item No.	Description	Item No.	Description	h	b	l	α_1	d	f	Inserts	Side	Rear
Call For Details	SVJPL 1212 H10 V FC IC	Call For Details	SVJPR 1212 H10 V FC IC	12	12	100	15.5	M5	12	VP.. 1003	4005-000111	4005-000111
Call For Details	SVJPL 1616 K10 V FC IC	Call For Details	SVJPR 1616 K10 V FC IC	16	16	125	19.5	G1/8"	16	VP.. 1003	4005-000111	4005-000104
Call For Details	SVJPL 1/2" H10 V FC IC	Call For Details	SVJPR 1/2" H10 V FC IC	12.7	12.7	100	16.2	M5	12.7	VP.. 1003	4005-000111	4005-000111
Call For Details	SVJPL 5/8" K10 V FC IC	Call For Details	SVJPR 5/8" K10 V FC IC	15.875	15.875	125	19.4	G1/8"	15.875	VP.. 1003	4005-000111	4005-000104

Features (5) connection ports for simple connection to your oil delivery system: (4) Side ports and (1) one end port making connection possible on most machine tool positions.



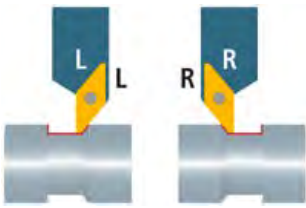
4005-000111

Connects to side ports on ALL Shank sizes
0° Male Union - M5-0.8 to 1/4 JIC Flare Fitting
Included With All Coolant-Thru Shanks



4005-000104

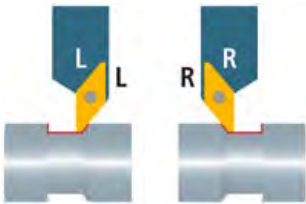
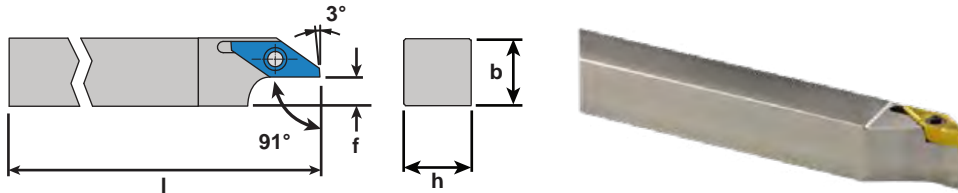
Connects to end port on 5/8" and larger shanks
0° Male Union - 1/8 BSPP to 1/4 JIC Flare Fitting
**Fits Position (d) On Tool Holders
Sold Separately.**



ISO Holder SVXP
Type: 91°
Coolant-Thru: None

Repeatability <20µm

Left Hand		Right Hand		Dimensions & Features				
Item No.	Description	Item No.	Description	h	b	l	f	Inserts
Call For Details	SVXPL 0810 F10	Call For Details	SVXPR 0810 F10	8	10	80	1	VP.. 1003
Call For Details	SVXPL 0810 H10	Call For Details	SVXPR 0810 H10	8	10	100	1	VP.. 1003
7005-148846	SVXPL 1010 F10	7005-148844	SVXPR 1010 F10	10	10	80	3	VP.. 1003
7005-044081	SVXPL 1010 H10	7005-044082	SVXPR 1010 H10	10	10	100	3	VP.. 1003
7005-044083	SVXPL 1212 H10	7005-044084	SVXPR 1212 H10	12	12	100	5	VP.. 1003
7005-044097	SVXPL 1616 K10	7005-044098	SVXPR 1616 K10	16	16	125	9	VP.. 1003
7005-044099	SVXPL 2020 K10	Call For Details	SVXPR 2020 K10	20	20	125	13	VP.. 1003
7005-148848	SVXPL 3/8" F10	7005-148847	SVXPR 3/8" F10	9.525	9.525	80	2.5	VP.. 1003
7005-114033	SVXPL 3/8" H10	7005-114035	SVXPR 3/8" H10	9.525	9.525	100	2.5	VP.. 1003
7005-114034	SVXPL 1/2" H10	7005-114036	SVXPR 1/2" H10	12.7	12.7	100	5.7	VP.. 1003
7005-113741	SVXPL 5/8" K10	7005-113740	SVXPR 5/8" K10	15.875	15.875	125	8.8	VP.. 1003
7005-113743	SVXPL 3/4" K10	7005-113742	SVXPR 3/4" K10	19.05	19.05	125	12	VP.. 1003

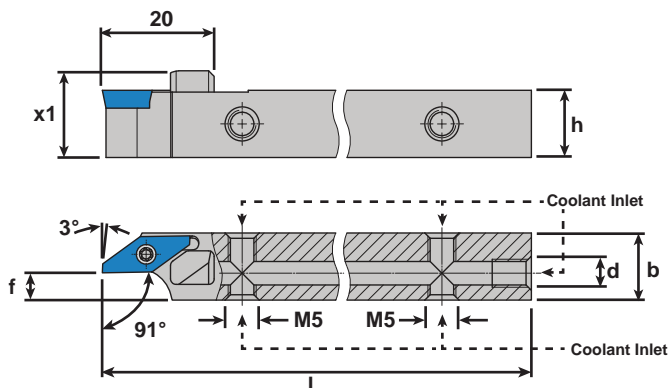


ISO Coolant-Thru Holder SVXP
Type: 93°
Coolant-Thru: Rear & Side Ports

Repeatability <10µm

Left Hand		Right Hand		Dimensions & Features						Coolant Fittings		
Item No.	Description	Item No.	Description	h	b	l	x ₁	d	f	Inserts	Side	Rear
Call For Details	SVXPL 0808 H10 IC	Call For Details	SVXPR 0808 H10 IC	8	8	100	11.5	M5	1	VP.. 1003	4005-000111	4005-000111
Call For Details	SVXPL 1010 H10 IC	Call For Details	SVXPR 1010 H10 IC	10	10	100	13.5	M5	3	VP.. 1003	4005-000111	4005-000111
7005-146331A	SVXPL 1212 H10 IC	Call For Details	SVXPR 1212 H10 IC	12	12	100	15.5	M5	5	VP.. 1003	4005-000111	4005-000111
Call For Details	SVXPL 1616 K10 IC	Call For Details	SVXPR 1616 K10 IC	16	16	125	19.5	G1/8"	9	VP.. 1003	4005-000111	4005-000104
Call For Details	SVXPL 2020 K10 IC	Call For Details	SVXPR 2020 K10 IC	20	20	125	23.5	G1/8"	13	VP.. 1003	4005-000111	4005-000104
Call For Details	SVXPL 3/8" H10 IC	Call For Details	SVXPR 3/8" H10 IC	9.525	9.525	100	13	M5	2.5	VP.. 1003	4005-000111	4005-000111
7005-146405A	SVXPL 1/2" H10 IC	Call For Details	SVXPR 1/2" H10 IC	12.7	12.7	100	16.2	M5	5.7	VP.. 1003	4005-000111	4005-000111
7005-146408A	SVXPL 5/8" K10 IC	7005-146402A	SVXPR 5/8" K10 IC	15.875	15.875	125	19.4	G1/8"	8.8	VP.. 1003	4005-000111	4005-000104
Call For Details	SVXPL 3/4" K10 IC	Call For Details	SVXPR 3/4" K10 IC	19.05	19.05	125	22.6	G1/8"	12	VP.. 1003	4005-000111	4005-000104

Features (5) connection ports for simple connection to your oil delivery system: (4) Side ports and (1) one end port making connection possible on most machine tool positions.



4005-000111
Connects to side ports on ALL Shank sizes
0° Male Union - M5-0.8 to 1/4 JIC Flare Fitting
Included With All Coolant-Thru Shanks



4005-000104
Connects to end port on 5/8" and larger shanks
0° Male Union - 1/8 BSPP to 1/4 JIC Flare Fitting
Fits Position (d) On Tool Holders Sold Separately.



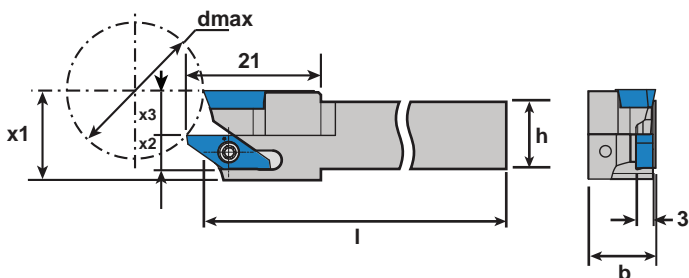
ISO TWIN Holder SVJP

Type: 93°, VP ISO / 1600 Inserts (R-R)

Coolant-Thru: None

Repeatability <20µm

Right - Right		Dimensions & Features								
Item No.	Description	h	b	l	x ₁	x ₂	x ₃	d _{max}	Inserts	
Call For Details	SVJPR/1600R-0810 H10 Twin	8	10	100	16	4	8	23	VP.. 1003	16...R
Call For Details	SVJPR/1600R-1010 H10 Twin	10	10	100	16	5	8	23	VP.. 1003	16...R
Call For Details	SVJPR/1600R-1212 H10 Twin	12	12	100	16	6	8	23	VP.. 1003	16...R
Call For Details	SVJPR/1600R-1616 K10 Twin	16	16	125	20	8	10	34	VP.. 1003	16...R
Call For Details	SVJPR/1600R-2020 K10 Twin	20	20	125	24	8	14	63	VP.. 1003	16...R
Call For Details	SVJPR/1600R-3/8" H10 Twin	9.525	9.525	100	16	4.76	8	23	VP.. 1003	16...R
Call For Details	SVJPR/1600R-1/2" H10 Twin	12.7	12.7	100	16	6.35	8	23	VP.. 1003	16...R
Call For Details	SVJPR/1600R-5/8" K10 Twin	15.875	15.875	125	20	7.94	10	34	VP.. 1003	16...R
Call For Details	SVJPR/1600R-3/4" K10 Twin	19.05	19.05	125	24	7.53	14	63	VP.. 1003	16...R



Coolant-Thru ISO TWIN Holder SVJP

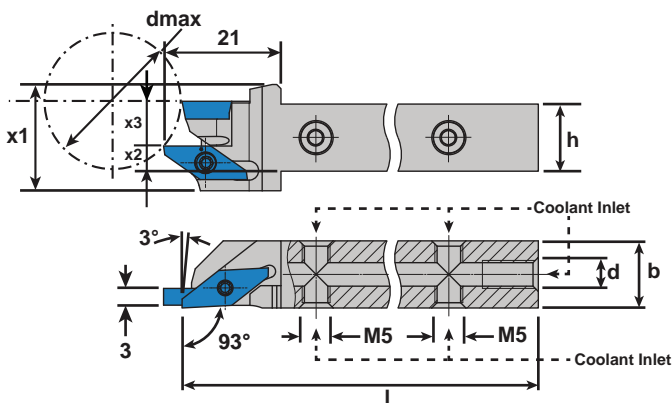
Type: 93°, VP ISO / 1600 Inserts (R-R)

Coolant-Thru: Rear & Side Ports

Repeatability <10µm

Right - Right		Dimensions & Features									Coolant Fittings		
Item No.	Description	h	b	l	x ₁	x ₂	x ₃	d	d _{max}	Inserts	Side	Rear	
Call For Details	SVJPR/1600R-0810 H10 Twin IC	8	10	100	16	4	8	M5	23	VP.. 1003	16...R	4005-000111	4005-000111
Call For Details	SVJPR/1600R-1010 H10 Twin IC	10	10	100	16	5	8	M5	23	VP.. 1003	16...R	4005-000111	4005-000111
Call For Details	SVJPR/1600R-1212 H10 Twin IC	12	12	100	16	6	8	M5	23	VP.. 1003	16...R	4005-000111	4005-000111
Call For Details	SVJPR/1600R-1616 K10 Twin IC	16	16	125	20	8	10	G1/8"	34	VP.. 1003	16...R	4005-000111	4005-000104
Call For Details	SVJPR/1600R-2020 K10 Twin IC	20	20	125	24	8	14	G1/8"	63	VP.. 1003	16...R	4005-000111	4005-000104
Call For Details	SVJPR/1600R-3/8" H10 Twin IC	9.525	9.525	100	16	4.76	8	M5	23	VP.. 1003	16...R	4005-000111	4005-000111
Call For Details	SVJPR/1600R-1/2" H10 Twin IC	12.7	12.7	100	16	6.35	8	M5	23	VP.. 1003	16...R	4005-000111	4005-000111
Call For Details	SVJPR/1600R-5/8" K10 Twin IC	15.875	15.875	125	20	7.94	10	G1/8"	34	VP.. 1003	16...R	4005-000111	4005-000104
Call For Details	SVJPR/1600R-3/4" K10 Twin IC	19.05	19.05	125	24	7.53	14	G1/8"	63	VP.. 1003	16...R	4005-000111	4005-000104

Features (5) connection ports for simple connection to your oil delivery system: (4) Side ports and (1) one end port making connection possible on most machine tool positions.



4005-000111

Connects to side ports on ALL Shank sizes
0° Male Union - M5-0.8 to 1/4 JIC Flare Fitting
Included With All Coolant-Thru Shanks

4005-000104

Connects to end port on 5/8" and larger shanks
0° Male Union - 1/8 BSPP to 1/4 JIC Flare Fitting
Fits Position (d) On Tool Holders
Sold Separately.




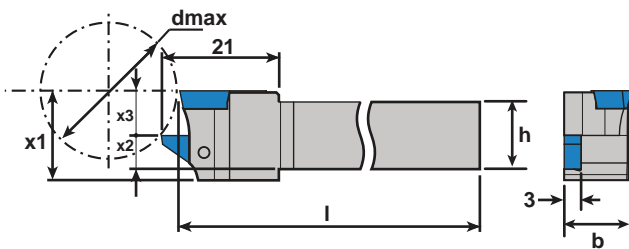
ISO TWIN Holder SVJP

Type: 93°, VP ISO / 1600 Inserts (R-L)

Coolant-Thru: None

Repeatability <20µm

Right - Left		Dimensions & Features								Inserts	
Item No.	Description	h	b	l	x ₁	x ₂	x ₃	d _{max}			
Call For Details	SVJPR/1600L-0810 H10 Twin	8	10	100	16	4	8	23	VP.. 1003	16...L	
Call For Details	SVJPR/1600L-1010 H10 Twin	10	10	100	16	5	8	23	VP.. 1003	16...L	
Call For Details	SVJPR/1600L-1212 H10 Twin	12	12	100	16	6	8	23	VP.. 1003	16...L	
Call For Details	SVJPR/1600L-1616 K10 Twin	16	16	125	20	8	12	33	VP.. 1003	16...L	
Call For Details	SVJPR/1600L-2020 K10 Twin	20	20	125	24	8	14	63	VP.. 1003	16...L	
Call For Details	SVJPR/1600L-3/8" H10 Twin	9.525	9.525	100	16	4.76	8	23	VP.. 1003	16...L	
Call For Details	SVJPR/1600L-1/2" H10 Twin	12.7	12.7	100	16	6.35	8	23	VP.. 1003	16...L	
Call For Details	SVJPR/1600L-5/8" K10 Twin	15.875	15.875	125	20	7.94	10	33	VP.. 1003	16...L	
Call For Details	SVJPR/1600L-3/4" K10 Twin	19.05	19.05	125	24	7.53	14	63	VP.. 1003	16...L	



Coolant-Thru ISO TWIN Holder SVJP

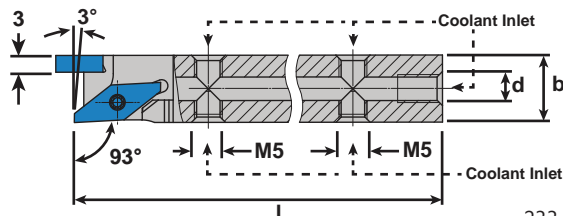
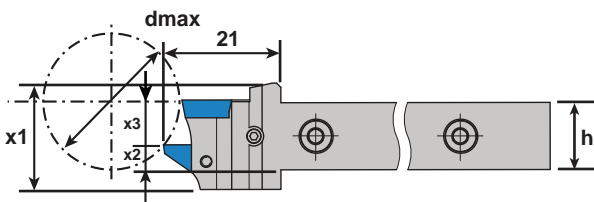
Type: 93°, VP ISO / 1600 Inserts (R-L)

Coolant-Thru: Rear & Side Ports

Repeatability <10µm

Right - Left		Dimensions & Features										Coolant Fittings	
Item No.	Description	h	b	l	x ₁	x ₂	x ₃	d	d _{max}	Inserts		Side	Rear
Call For Details	SVJPR/1600L-0810 H10 Twin IC	8	10	100	19	2.5	8	M5	23	VP.. 1003	16...L	4005-000111	4005-000111
Call For Details	SVJPR/1600L-1010 H10 Twin IC	10	10	100	19	3.5	8	M5	23	VP.. 1003	16...L	4005-000111	4005-000111
Call For Details	SVJPR/1600L-1212 H10 Twin IC	12	12	100	19	4.5	8	M5	23	VP.. 1003	16...L	4005-000111	4005-000111
Call For Details	SVJPR/1600L-1616 K10 Twin IC	16	16	125	23	6.5	10	G1/8"	34	VP.. 1003	16...L	4005-000111	4005-000104
Call For Details	SVJPR/1600L-2020 K10 Twin IC	20	20	125	27	6.5	14	G1/8"	63	VP.. 1003	16...L	4005-000111	4005-000104
Call For Details	SVJPR/1600L-3/8" H10 Twin IC	9.525	9.525	100	19	3.26	8	M5	23	VP.. 1003	16...L	4005-000111	4005-000111
Call For Details	SVJPR/1600L-1/2" H10 Twin IC	12.7	12.7	100	19	4.85	8	M5	23	VP.. 1003	16...L	4005-000111	4005-000111
Call For Details	SVJPR/1600L-5/8" K10 Twin IC	15.875	15.875	125	23	6.44	10	G1/8"	34	VP.. 1003	16...L	4005-000111	4005-000104
Call For Details	SVJPR/1600L-3/4" K10 Twin IC	19.05	19.05	125	27	6.03	14	G1/8"	63	VP.. 1003	16...L	4005-000111	4005-000104

Features (5) connection ports for simple connection to your oil delivery system: (4) Side ports and (1) one end port making connection possible on most machine tool positions.




4005-000111

Connects to side ports on ALL Shank sizes
0° Male Union - M5-0.8 to 1/4 JIC Flare Fitting
Included With All Coolant-Thru Shanks



4005-000104

Connects to end port on 5/8" and larger shanks
0° Male Union - 1/8 BSPP to 1/4 JIC Flare Fitting
Fits Position (d) On Tool Holders Sold Separately.



Coolant-Thru ISO Y-Axis Holder

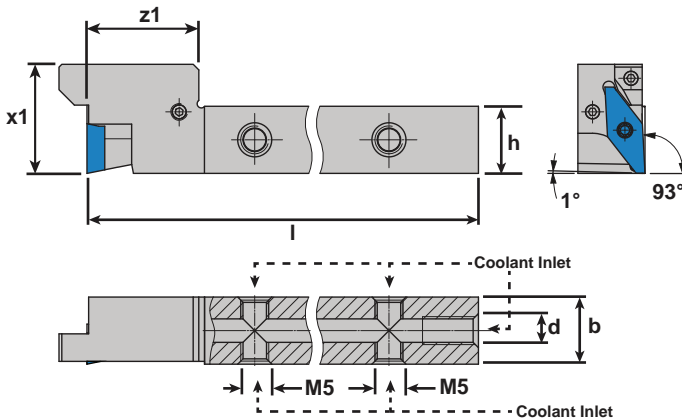
Type: 93°, VP ISO Inserts

Coolant-Thru: Rear & Side Ports

Repeatability <10µm

Right Hand		Dimensions & Features							Coolant Fittings	
Item No.	Description	h	b	l	z ₁	x ₁	d	Inserts	Side	Rear
Call For Details	SVJPR YA-1212 H10-20 IC	12	12	100	20	19.5	M5	VP.. 1003	4005-000111	4005-000111
Call For Details	SVJPR YA-1212 H10-25 IC	12	12	100	25	19.5	M5	VP.. 1003	4005-000111	4005-000111
Call For Details	SVJPR YA-1212 H10-30 IC	12	12	100	30	19.5	M5	VP.. 1003	4005-000111	4005-000111
Call For Details	SVJPR YA-1616 K10-20 IC	16	16	125	20	19.5	G1/8	VP.. 1003	4005-000111	4005-000104
Call For Details	SVJPR YA-1616 K10-25 IC	16	16	125	25	19.5	G1/8	VP.. 1003	4005-000111	4005-000104
Call For Details	SVJPR YA-1616 K10-30 IC	16	16	125	30	19.5	G1/8	VP.. 1003	4005-000111	4005-000104
Call For Details	SVJPR YA-1/2" H10-20 IC	1/2"	1/2"	100	20	19.5	M5	VP.. 1003	4005-000111	4005-000111
Call For Details	SVJPR YA-1/2" H10-25 IC	1/2"	1/2"	100	25	19.5	M5	VP.. 1003	4005-000111	4005-000111
Call For Details	SVJPR YA-1/2" H10-30 IC	1/2"	1/2"	100	30	19.5	M5	VP.. 1003	4005-000111	4005-000111
Call For Details	SVJPR YA-5/8" K10-20 IC	5/8"	5/8"	125	20	19.5	G1/8	VP.. 1003	4005-000111	4005-000104
Call For Details	SVJPR YA-5/8" K10-25 IC	5/8"	5/8"	125	25	19.5	G1/8	VP.. 1003	4005-000111	4005-000104
Call For Details	SVJPR YA-5/8" K10-30 IC	5/8"	5/8"	125	30	19.5	G1/8	VP.. 1003	4005-000111	4005-000104

Features (5) connection ports for simple connection to your oil delivery system. (4) Side ports and (1) one end port making connection possible on most machine tool positions.



4005-000111

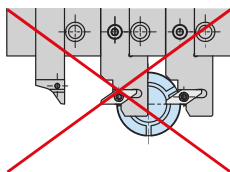
Connects to side ports on ALL Shank sizes
0° Male Union - M5-0.8 to 1/4 JIC Flare Fitting
Included With All Coolant-Thru Shanks



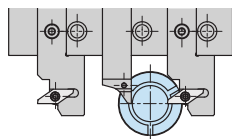
4005-000104

Connects to end port on 5/8" and larger shanks
0° Male Union - 1/8 BSPP to 1/4 JIC Flare Fitting
Fits Position (d) On Tool Holders
Sold Separately.

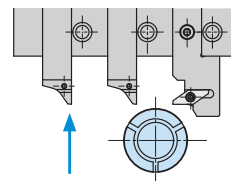
Usage notes:



To avoid problems, two Y-AXIS holders must not be mounted directly next to each other.




Mount a standard tool holder between the Y-AXIS holders.



To prevent collisions, move back the holder in accordance with the overhanging length before changing the tool position.


multidec® SHORT

multidec® SHORT coolant-thru holders enable the use of multidec® turning inserts on commonly available quick change tooling systems. **multidec® 1600, 3000, ISO VC, & ISO VP** series inserts are currently available.



3000 Series Insert Shown

See Pg. 237 For Full Details



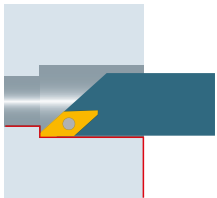
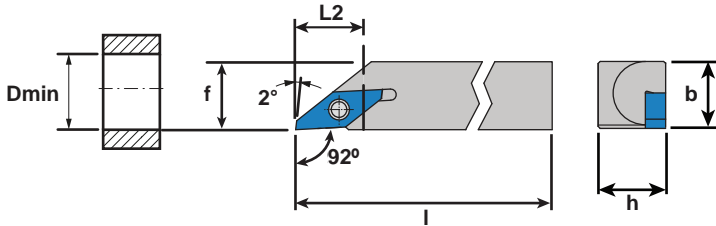
ISO Holder SVJP

Type: 92°

Coolant-Thru: None

Repeatability <20µm

Left Hand		Right Hand		Dimensions & Features						
Item No.	Description	Item No.	Description	h	b	l	l ₂	f	D _{min}	Inserts
7005-043108	SVJPL 1212 XH10	7005-043109	SVJPR 1212 XH10	12	12	100	12	12.2	16	VP.. 1003
7005-043210	SVJPL 1616 XK10	7005-043211	SVJPR 1616 XK10	16	16	125	12	16.2	16	VP.. 1003



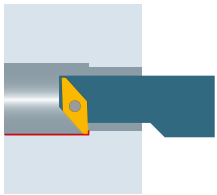
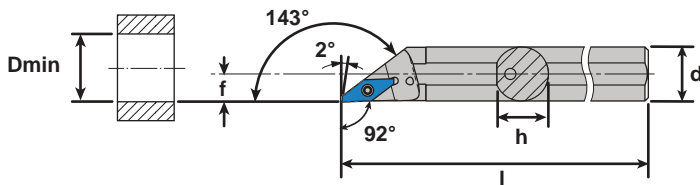
ISO Round Shank Holder SVOP

Type: 92°

Coolant-Thru: None

Repeatability <20µm

Left Hand		Right Hand		Dimensions & Features					
Item No.	Description	Item No.	Description	d	h	l	f	D _{min}	Inserts
7005-044348	A16M SVOPL 10	7005-044349	A16M SVOPR 10	16	15.3	150	8.3	16	VP.. 1003



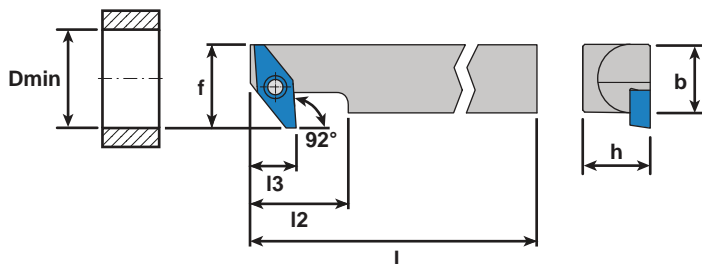
ISO Holder SVQP

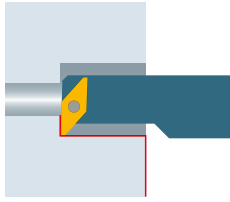
Type: 92°

Coolant-Thru: None

Repeatability <20µm

Left Hand		Right Hand		Dimensions & Features							
Item No.	Description	Item No.	Description	h	b	l	l ₂	l ₃	f	D _{min}	Inserts
7005-044061	SVQPL 1212 XH10	7005-044062	SVQPR 1212 XH10	12	12	100	12	7.7	15.7	16	VP.. 1003
7005-044063	SVQPL 1616 XK10	7005-044064	SVQPR 1616 XK10	16	16	125	12	7.7	15.7	16	VP.. 1003

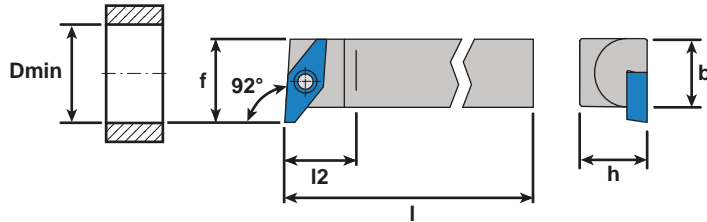




ISO Holder SVUP
 Type: 92°
 Coolant-Thru: None

Repeatability <20µm

Left Hand		Right Hand		Dimensions & Features						
Item No.	Description	Item No.	Description	h	b	l	l ₂	f	D _{min}	Inserts
7005-044057	SVUPL 1212 XH10	7005-044058	SVUPR 1212 XH10	12	12	100	12	15.7	17	VP.. 1003
7005-044059	SVUPL 1616 XK10	7005-044060	SVUPR 1616 XK10	16	16	125	12	15.7	17	VP.. 1003



ISO Series - Spare Parts

Spare Part	Item No.	Description	Type	Dimension	Fits Holders...
SCREWS	7005-127518	MSP 25060 T08	Torx T8 Screw	M2x6 T08	SC...06 / SD...07 / SV...11
	7005-127527	MSP 35110 T15	Torx T15 Screw	M3.5x11 T15	SC...09 / SD...11 / SV...16
	7005-127481	MSP 40110 TP15	TorxPLUS 15 Screw	M4x11 TP15	SDJN...11
	7005-127528	MSP 45120 T15	Torx T15 Screw	M4.5x12 T15	SC...12
TORX SCREW DRIVERS	7510-000100	WTF-T08-S	T8 Torx Driver	T8	SC...06 / SD...07 / SV...11
	7510-000101	WTF-T15-S	T15 Torx Driver	T15	SC...09 / SC...12 / SD...11 / SV...16
	7005-127904	MSP TXP15	TorxPLUS Driver	TP15	SDJN...11
PRECISION CALIBRATED TORQUE DRIVERS	7510-000109	WTD-T08-D	(1.3nm) .95 ft lb. Torque Driver	T8	SC...06 / SD...07 / SV...11
	7510-000112	WTD-T15-D	(3nm) 2.2 ft lb. Torque Driver	T15	SC...09 / SC...12 / SD...11 / SV...16
FITTINGS FOR COOLANT-THRU HOLDERS	4005-000111	M5 Fitting	Side & End Ports	M5 Male to 1/4" JIC Male	All M5 Coolant Ports
	4005-000104	G1/8 Fitting	End Ports	G1/8 to 1/4" JIC Male	All G1/8" Coolant Ports



SCREWS



TORX SCREW DRIVERS




PRECISION CALIBRATED TORQUE DRIVERS




FITTINGS

multidec® SHORT


multidec® SHORT coolant-thru holders enable the use of multidec® turning inserts on commonly available quick change tooling systems. multidec® 1600, 3000, ISO VC, & ISO VP series inserts are currently available.




1600 Series




3000 Series



ISO VP Series



ISO VC Series



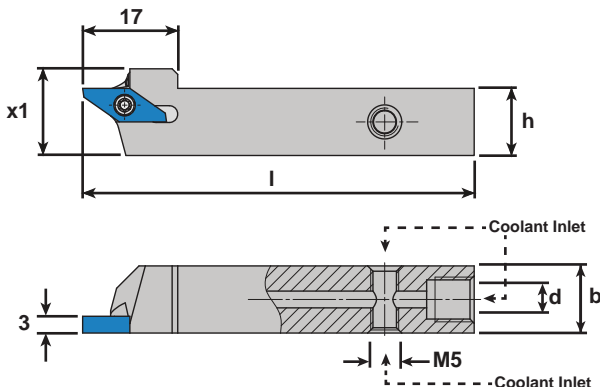
Coolant-Thru SHORT Holder 1600

Insert Type: 1600 Series Inserts
Coolant-Thru: Rear & Side Ports

Repeatability < 10µm


Left Hand		Right Hand		Dimensions & Features						Coolant Fittings	
Item No.	Description	Item No.	Description	h	b	l	x ₁	d	Inserts	Side	
Call For Details	1600-12x70 L IC-S	Call For Details	1600-12x70 R IC-S	12	12	70	15.5	M8x1	16...	4005-000111	
Call For Details	1600-16x70 L IC-S	Call For Details	1600-16x70 R IC-S	16	16	70	19.5	M8x1	16...	4005-000111	
Call For Details	1600-1/2"x70 L IC-S	7005-153823	1600-1/2"x70 R IC-S	12.7	12.7	70	16.2	M8x1	16...	4005-000111	
Call For Details	1600-5/8"x70 L IC-S	Call For Details	1600-5/8"x70 R IC-S	15.875	15.875	70	19.375	M8x1	16...	4005-000111	

Features (3) connection ports for simple connection to your oil delivery system: (2) Side ports and (1) one end port making connection possible on most machine tool positions.



4005-000111

Connects to side ports on ALL Shank sizes
0° Male Union - M5-0.8 to 1/4 JIC Flare Fitting
Included With All Coolant-Thru Shanks



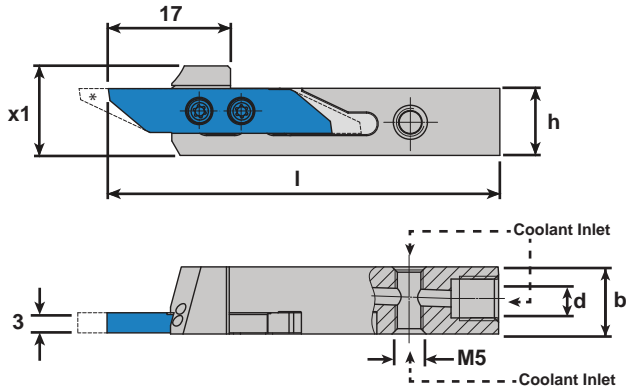
Coolant-Thru SHORT Holder 3000

Insert Type: 3000 Series Inserts
Coolant-Thru: Rear & Side Ports

Repeatability <10µm

Left Hand		Right Hand		Dimensions & Features						Coolant Fittings
Item No.	Description	Item No.	Description	h	b	l	x ₁	d	Inserts	Side
Call For Details	3000-12x70 L IC-S	Call For Details	3000-12x70 R IC-S	12	12	70	16	M8x1	30...	4005-000111
Call For Details	3000-16x70 L IC-S	Call For Details	3000-16x70 R IC-S	16	16	70	20	M8x1	30...	4005-000111
7005-154819	3000-1/2"x70 L IC-S	7005-153822	3000-1/2"x70 R IC-S	12.7	12.7	70	16.7	M8x1	30...	4005-000111
7005-143568	3000-5/8"x70 L IC-S	7005-143567	3000-5/8"x70 R IC-S	15.875	15.875	70	19.875	M8x1	30...	4005-000111

Features (3) connection ports for simple connection to your oil delivery system: (2) Side ports and (1) one end port making connection possible on most machine tool positions.



4005-000111

Connects to side ports on ALL Shank sizes
0° Male Union - M5-0.8 to 1/4 JIC Flare Fitting
Included With All Coolant-Thru Shanks



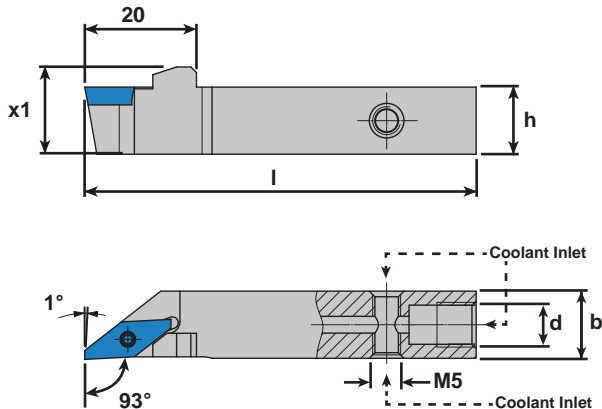
Coolant-Thru SHORT Holder SVJP

Insert Type: ISO VP Series Inserts
Coolant-Thru: Rear & Side Ports

Repeatability <10µm

Left Hand		Right Hand		Dimensions & Features						Coolant Fittings
Item No.	Description	Item No.	Description	h	b	l	x ₁	d	Inserts	Side
Call For Details	SVJPL 12 E10 IC-S	Call For Details	SVJPR 12 E10 IC-S	12	12	70	15.5	M8x1	VP...1003	4005-000111
Call For Details	SVJPL 16 E10 IC-S	Call For Details	SVJPR 16 E10 IC-S	16	16	70	19.5	M8x1	VP...1003	4005-000111
Call For Details	SVJPL 1/2" E10 IC-S	Call For Details	SVJPR 1/2" E10 IC-S	12.7	12.7	70	16.2	M8x1	VP...1003	4005-000111
Call For Details	SVJPL 5/8" E10 IC-S	Call For Details	SVJPR 5/8" E10 IC-S	15.875	15.875	70	19.375	M8x1	VP...1003	4005-000111

Features (3) connection ports for simple connection to your oil delivery system: (2) Side ports and (1) one end port making connection possible on most machine tool positions.



4005-000111

Connects to side ports on ALL Shank sizes
0° Male Union - M5-0.8 to 1/4 JIC Flare Fitting
Included With All Coolant-Thru Shanks



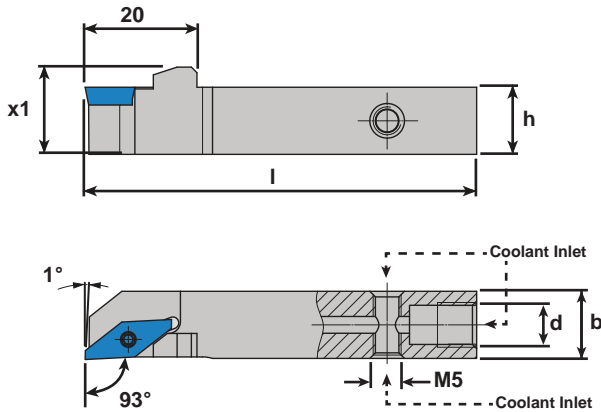
Coolant-Thru SHORT Holder SVJP Reinforced

Insert Type: ISO VP Series Inserts
Coolant-Thru: Rear & Side Ports

Repeatability <10µm

Left Hand		Right Hand		Dimensions & Features					Coolant Fittings	
Item No.	Description	Item No.	Description	h	b	l	x ₁	d	Inserts	Side
Call For Details	SVJPL 12 E10 V IC-S	Call For Details	SVJPR 12 E10 V IC-S	12	12	70	15.6	M8x1	VP...1003	4005-000111
Call For Details	SVJPL 16 E10 V IC-S	Call For Details	SVJPR 16 E10 V IC-S	16	16	70	19.6	M8x1	VP...1003	4005-000111
Call For Details	SVJPL 1/2" E10 V IC-S	7005-153841	SVJPR 1/2" E10 V IC-S	12.7	12.7	70	16.3	M8x1	VP...1003	4005-000111
Call For Details	SVJPL 5/8" E10 V IC-S	Call For Details	SVJPR 5/8" E10 V IC-S	15.875	15.875	70	19.475	M8x1	VP...1003	4005-000111

Features (3) connection ports for simple connection to your oil delivery system: (2) Side ports and (1) one end port making connection possible on most machine tool positions.



4005-000111

Connects to side ports on ALL Shank sizes
0° Male Union - M5-0.8 to 1/4 JIC Flare Fitting
Included With All Coolant-Thru Shanks



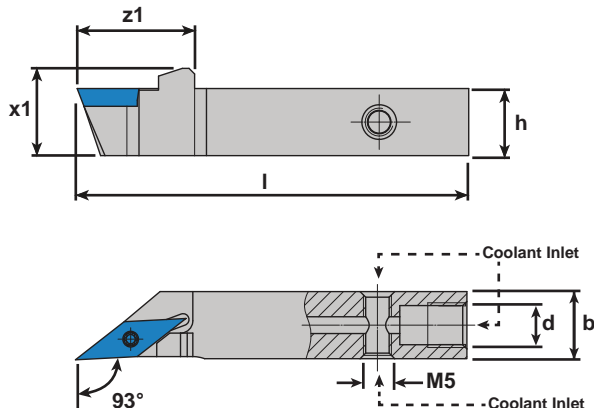
Coolant-Thru SHORT Holder SVJC

Insert Type: ISO VC Series Inserts
Coolant-Thru: Rear & Side Ports

Repeatability <10µm

Left Hand		Right Hand		Dimensions & Features					Coolant Fittings	
Item No.	Description	Item No.	Description	h	b	l	x ₁	d	Inserts	Side
Call For Details	SVJCL 12 E07 IC-S	Call For Details	SVJCR 12 E07 IC-S	12	12	70	15.6	M8x1	VP...1003	4005-000111
Call For Details	SVJCL 12 E11 IC-S	Call For Details	SVJCR 12 E11 IC-S	12	12	70	15.6	M8x1	VP...1003	4005-000111
Call For Details	SVJCL 16 E11 IC-S	Call For Details	SVJCR 16 E11 IC-S	16	16	70	19.6	M8x1	VP...1003	4005-000111
Call For Details	SVJCL 1/2" E07 IC-S	Call For Details	SVJCR 1/2" E07 IC-S	12.7	12.7	70	16.3	M8x1	VP...1003	4005-000111
Call For Details	SVJCL 1/2" E11 IC-S	Call For Details	SVJCR 1/2" E11 IC-S	12.7	12.7	70	16.3	M8x1	VP...1003	4005-000111
Call For Details	SVJCL 5/8" E11 IC-S	Call For Details	SVJCR 5/8" E11 IC-S	15.875	15.875	70	19.475	M8x1	VP...1003	4005-000111

Features (3) connection ports for simple connection to your oil delivery system: (2) Side ports and (1) one end port making connection possible on most machine tool positions.



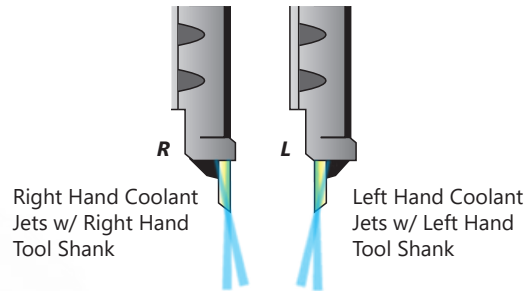
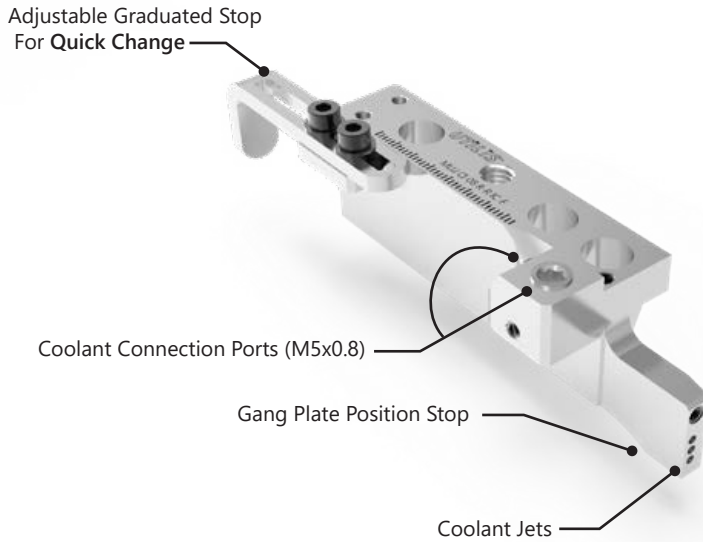
4005-000111

Connects to side ports on ALL Shank sizes
0° Male Union - M5-0.8 to 1/4 JIC Flare Fitting
Included With All Coolant-Thru Shanks

multidec® LUBE Clamping Wedges

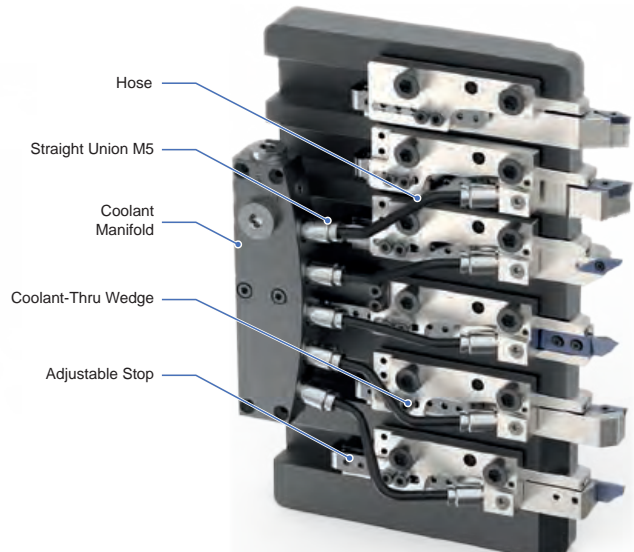

Introducing a revolutionary new method of delivering high pressure coolant directly to your cutting tools. Our NEW multidec® LUBE Integrated Coolant Wedge Clamps from UTILIS are specifically engineered to work with standard square shank stick tooling thereby effectively making your entire tooling inventory "coolant-thru" capable. Convert your whole gang plate or just one tool station, the choice is yours.

Coolant Spray Patterns



- Works with any high-quality square shank tooling
- NEVER waste time bending and aiming coolant lines again!
- Eliminates stringy chips from collecting on your cutting tools
- Replace your standard tool clamping wedge, plumb in to your oil delivery system and hit cycle start!

Coolant Manifolds & Accessories



Citizen - Coolant-Thru Clamps

Machine Model	Holder	Tool Plate	Pos.	Left Hand		Right Hand	
				Item No.	Description	Item No.	Description
R07	8x8mm	QFT4308	T11-T12	Call For Details	MLU CI-12 R-L IC-F	Call For Details	MLU CI-12 R-R IC-F
L12	8x8mm	GTF7020	T1-T6	Call For Details	MLU CI-10 R-L IC-F	Call For Details	MLU CI-10 R-R IC-F
L12	3/8in (9.525mm)	GTF7010L	T1-T6	7005-117158	MLU CI-07 R-L IC-F	7005-117136	MLU CI-07 R-R IC-F
C16, K12, K16, M16	10x10mm	GTF6010, BTF1010, GTF5110, (5J003 M)	T1-T6	7005-117049	MLU CI-02 R-L IC-F	7005-117048	MLU CI-02 R-R IC-F
K12, L12	10x10mm	GTF7010	T1-T6	7005-117157	MLU CI-09 R-L IC-F	7005-117156	MLU CI-09 R-R IC-F
L16	10x10mm	GTF3110	T1-T4	Call For Details	MLU CI-14 R-L IC-F	Call For Details	MLU CI-14 R-R IC-F
A20, K12, K16, L20, M16	12x12mm	BTF1012, GTF3812	T1-T6	7005-117047	MLU CI-01 R-L IC-F	7005-117037	MLU CI-01 R-R IC-F
A20, L20	12x12mm	GTF3612, BTF2212, BTF2412	T2-T5	7005-117047	MLU CI-01 R-L IC-F	7005-117037	MLU CI-01 R-R IC-F
A20, M20	12x12mm	BTF2413, GTF2513	T1-T6	7005-117122	MLU CI-05 R-L IC-F	7005-117121	MLU CI-05 R-R IC-F
A20, L20	1/2in (12.7mm)	BTF2213, BTF2413, GTF3113	T2-T6	7005-117082	MLU CI-03 R-L IC-F	7005-117081	MLU CI-03 R-R IC-F
A232, M32	16x16mm, 5/8in	GTF5216, GTF5816	T1-T5	7005-117135	MLU CI-08 R-L IC-F	7005-117137	MLU CI-08 R-R IC-F
L25, L32	16x16mm, 5/8in	GTF4016, GTF4516	T11-T15	7005-117135	MLU CI-08 R-L IC-F	7005-117137	MLU CI-08 R-R IC-F
L20	16x16mm, 5/8in	BTF2413, GTF3612	T1 (Cut Off)	7005-117135	MLU CI-08 R-L IC-F	7005-117137	MLU CI-08 R-R IC-F

STAR - Coolant-Thru Clamps

Machine Model	Holder	Tool Plate	Pos.	Left Hand		Right Hand	
				Item No.	Description	Item No.	Description
SR-10J	8x8mm	691-01	T1-T6	7005-117056	MLU ST-01 R-L IC-F	7005-117055	MLU ST-01 R-R IC-F
SR-16R, SR-20R, RII	12x12mm	541-01	T1-T6	7005-150451	MLU ST-07 R-L IC-F	7005-150448	MLU ST-07 R-R IC-F
SR-20J, RIII, RIV, SB-16	12x12mm	0E0-62, 680-62, 0W0-62, 481-02	T2-T6	7005-150451	MLU ST-07 R-L IC-F	7005-150448	MLU ST-07 R-R IC-F
SR-20J, RIII, SB-16	12x12mm	0E0-62, 680-62, 481-02	T1 (Cut Off)	7005-150452	MLU ST-08 R-L IC-F	7005-150449	MLU ST-08 R-R IC-F
SR-20RIV	12x12mm	0W0-62	T1 (Cut Off)	7005-150450	MLU ST-09 R-L IC-F	7005-150447	MLU ST-09 R-R IC-F
SV-12, 20	12x12mm	421-01	T3-T5	Call For Details	MLU ST-10 R-L IC-F	7005-150268	MLU ST-10 R-R IC-F
SV-12, 20	12x12mm	421-01	T1 (Cut Off), T2	7005-150272	MLU ST-11 R-L IC-F	7005-150269	MLU ST-11 R-R IC-F
SV-12, 20	1/2in (12.7mm)	421-91	T3-T5	Call For Details	MLU ST-05 R-L IC-F	7005-117148	MLU ST-05 R-R IC-F
SR-32J	16x16mm, 5/8in	670-62	T2-T6	7005-150287	MLU ST-03 R-L IC-F	7005-150286	MLU ST-03 R-R IC-F
SR-32J	16x16mm, 5/8in	670-62	T1 (Cut Off)	7005-117172	MLU ST-02 R-L IC-F	7005-117171	MLU ST-02 R-R IC-F
SV-32	16x16mm	421-04	T2-T4	Call For Details	MLU ST-13 R-L IC-F	7005-150292	MLU ST-13 R-R IC-F
SV-32	16x16mm	421-04	T1 (Cut Off)	7005-150289	MLU ST-12 R-L IC-F	7005-150288	MLU ST-12 R-R IC-F

Tsugami - Coolant-Thru Clamps

Machine Model	Holder	Tool Plate	Pos.	Left Hand		Right Hand	
				Item No.	Description	Item No.	Description
BH, BO, BS, S	12x12mm		T1-T8, T18-T24	7005-117161	MLU TS-02 R-L IC-F	7005-117130	MLU TS-02 R-R IC-F
H207, SS207, SS207-5AX	12x12mm		T1-T8, T18-T21	Call For Details	MLU TS-01 R-L IC-F	7005-117127	MLU TS-01 R-R IC-F
BH20	12x12mm		T1 (Cut Off)	7005-117168	MLU TS-04 R-L IC-F	7005-117167	MLU TS-04 R-R IC-F
HS237	16x16mm		T1-T5	Call For Details	MLU TS-06 R-L IC-F	Call For Details	MLU TS-06 R-R IC-F

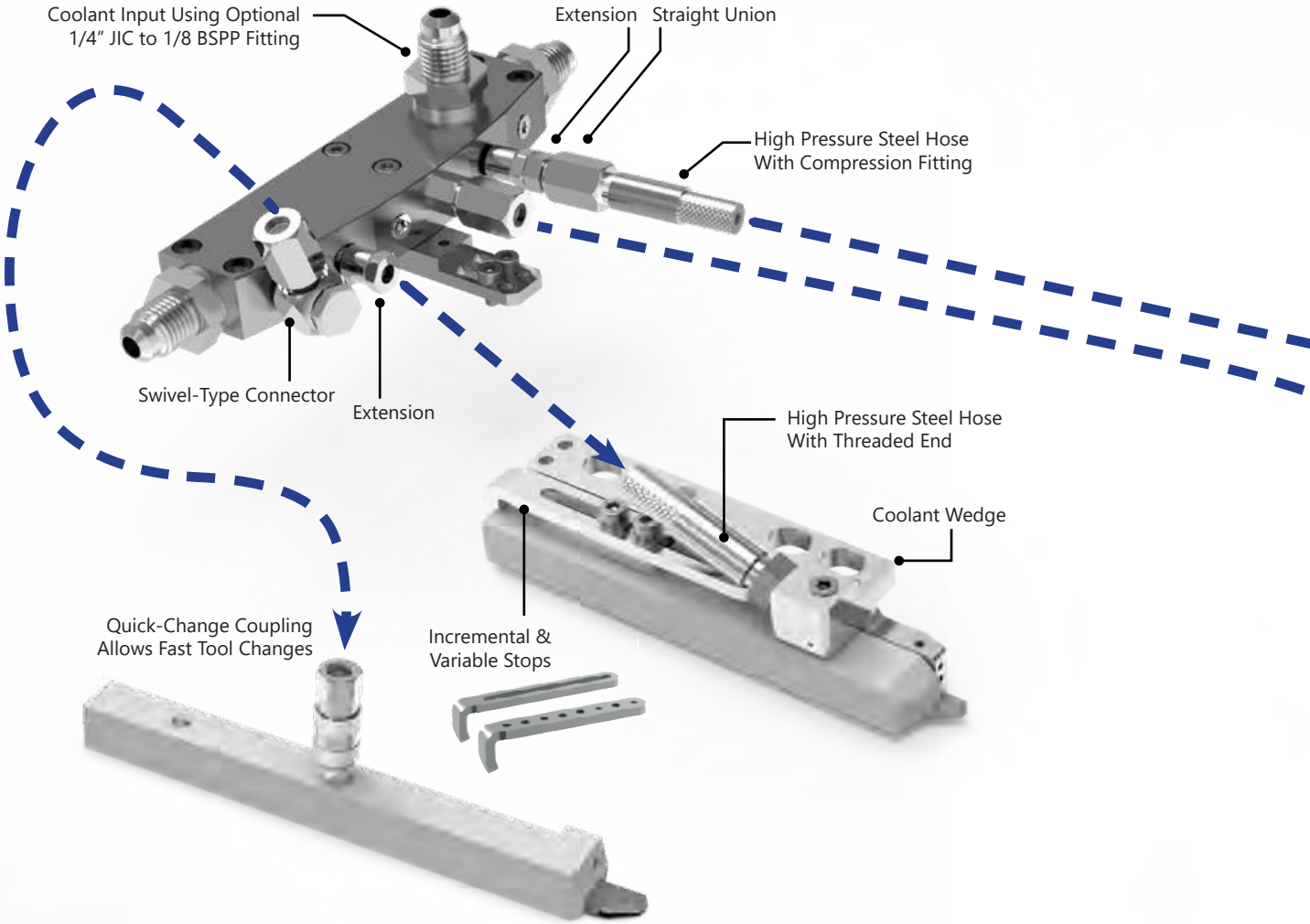
Tornos - Coolant-Thru Clamps

Machine Model	Holder	Tool Plate	Pos.	Left Hand		Right Hand	
				Item No.	Description	Item No.	Description
GT13, DT13	12x12mm	390224, 390223	T1-T5	Call For Details	MLU TO-06 R-L IC-F	Call For Details	MLU TO-06 R-R IC-F
GT13, DT13	12x12mm	390224	T1 (Cut Off)	Call For Details	MLU TO-07 R-L IC-F	Call For Details	MLU TO-07 R-R IC-F
CT20/5	12x12mm	2000118	T1-T6	Call For Details	MLU TO-05 R-L IC-F	Call For Details	MLU TO-05 R-R IC-F
SWISS GT26	16x16mm	386209	T1-T5	Call For Details	MLU TO-04 R-L IC-F	7005-150807	MLU TO-04 R-R IC-F
SWISS GT26	16x16mm	386210	T2-T4	Call For Details	MLU TO-03 R-L IC-F	7005-150808	MLU TO-03 R-R IC-F
SWISS GT26	16x16mm	386210	T1, T2 (Cut Off)	Call For Details	MLU TO-02 R-L IC-F	7005-150806	MLU TO-02 R-R IC-F

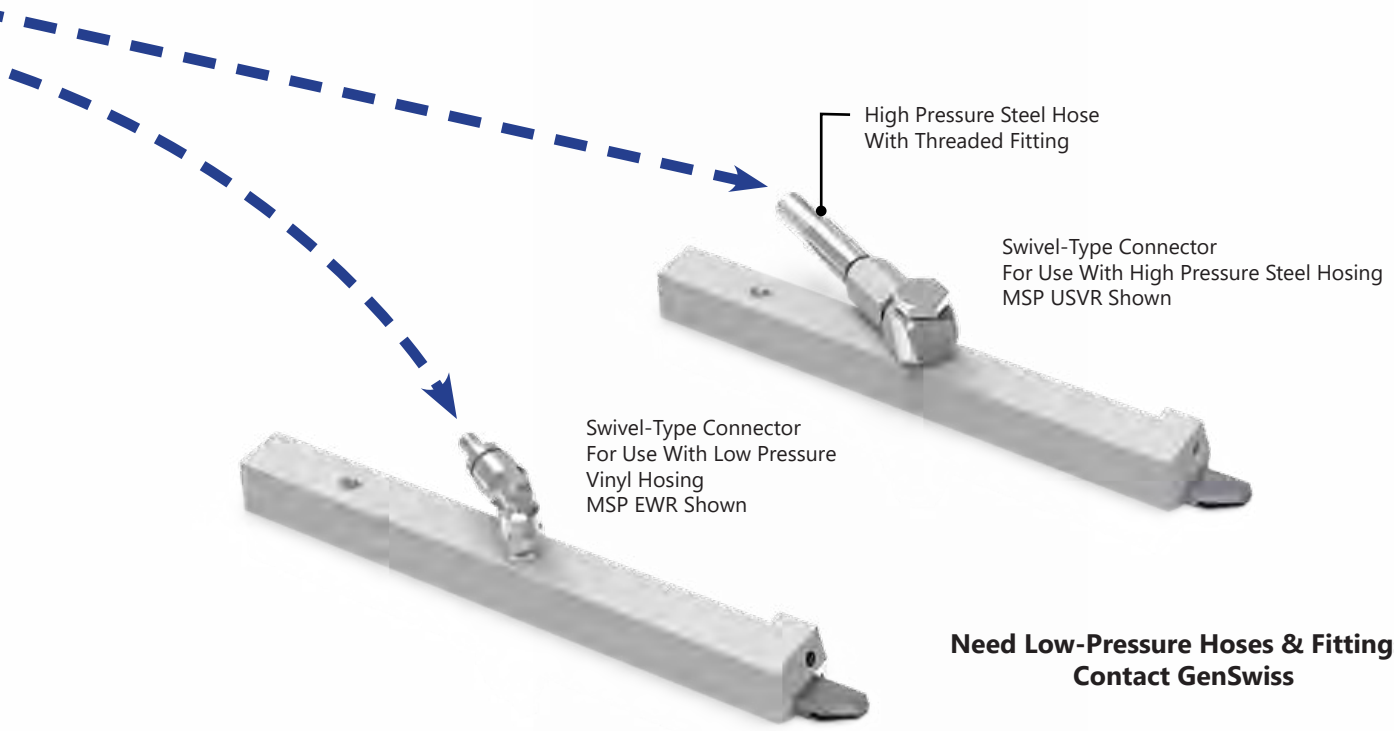
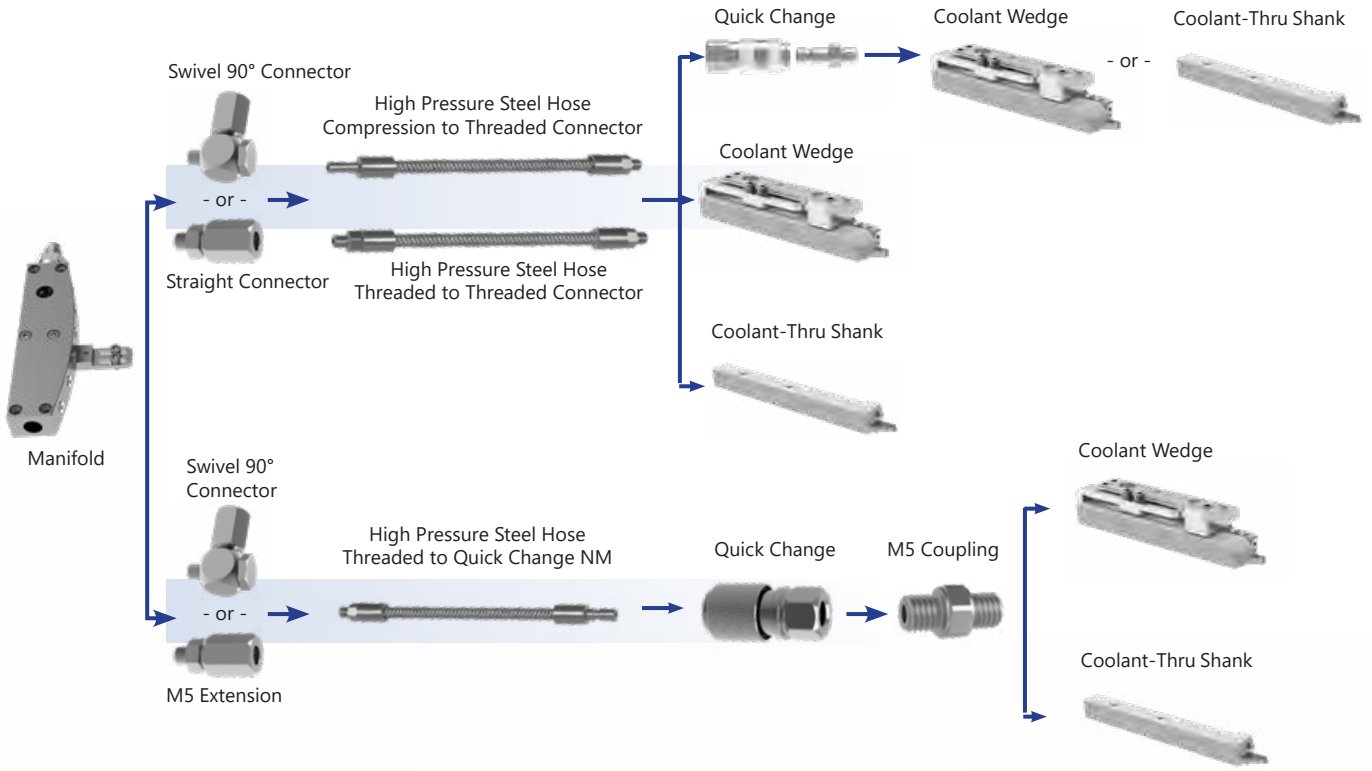
Hanwha - Coolant-Thru Clamps

Machine Model	Holder	Tool Plate	Pos.	Left Hand		Right Hand	
				Item No.	Description	Item No.	Description
XD12 J, SL16 S	12x12mm		T1-T6	7005-117113	MLU HA-01 R-L IC-F	7005-117112	MLU HA-01 R-R IC-F
XD20 H, XD20 J, SL200	12x12mm		T1-T6	Call For Details	MLU HA-02 R-L IC-F	7005-117154	MLU HA-02 R-R IC-F

Coolant Accessories For True Coolant Flexibility



Many Connection Combinations Available...

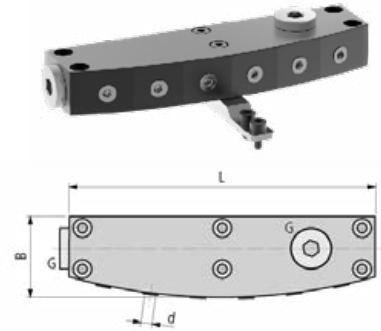


**Need Low-Pressure Hoses & Fittings?
Contact GenSwiss**

Manifolds

High Pressure

Item No.	Description	G	B	d	L	Inputs (G)	Outputs (d)
7005-117164	MLU KV 2-2 S	G1/8	24mm	M5	23mm	2	2
7005-117163	MLU KV 4-3 S	G1/8	24mm	M5	45mm	3	4
7005-117149	MLU KV 6-3 S	G1/8	24mm	M5	65mm	3	6
7005-117160	MLU KV 8-3 S	G1/8	25mm	M5	85mm	3	8
Call For Details	MLU KV 2-2 L	G1/8	25mm	M5	35mm	2	2
Call For Details	MLU KV 4-3 L	G1/8	25mm	M5	68mm	3	4
Call For Details	MLU KV 6-3 L	G1/8	28mm	M5	105mm	3	6
Call For Details	MLU KV 8-3 L	G1/8	25mm	M5	138mm	3	8



Manifold Fitting: Input

High Pressure

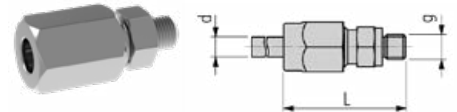
Item No.	Description	Size	Manifold Pos.
4005-000104	FIT-MICRO-4x2-00	Staight 0° 1/4" JIC to 1/8 BSPP	Input
4005-000105	FIT-MICRO-4x2-45	Staight 45° 1/4" JIC to 1/8 BSPP	Input
4005-000106	FIT-MICRO-4x2-90	Staight 90° 1/4" JIC to 1/8 BSPP	Input



Straight Union

High Pressure

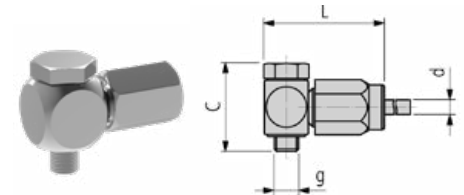
Item No.	Description	g	d	L	Coolant Manifold
7005-150082	MSP UGVR M5-4	M5	4mm	27mm	MLU KV...L
7005-146214	MSP UGVR G1/8-4	G1/8	4mm	32mm	MLU KV...L
Call For Details	MSP UGVR PT1/8	PT1/8	4mm	32mm	MLU KV...L



Swivel Union

High Pressure

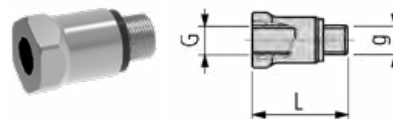
Item No.	Description	g	d	L	C	Coolant Manifold
7005-150086	MSP USVR M5-4	M5	4mm	28mm	21mm	MLU KV...L
7005-146218	MSP USVR G1/8-4	G1/8	4mm	37mm	30mm	MLU KV...L
Call For Details	MSP USVR M5-M5	M5	M5	19mm	16mm	MLU KV...L



Extension

High Pressure

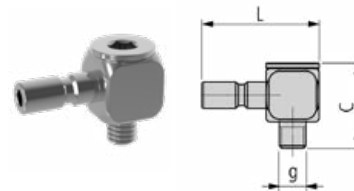
Item No.	Description	G	g	L
Call For Details	MSP VL 100 M5-M5	M5	M5	10mm
Call For Details	MSP VL 200 M5-M5	M5	M5	20mm
Call For Details	MSP VL 400 M5-M5	M5	M5	40mm



Quick Change Connection 90° Swivel

High Pressure

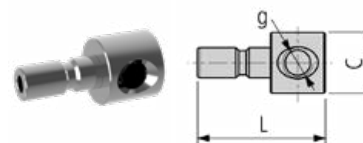
Item No.	Description	g	L	C
Call For Details	MSP USNM M5	M5	22mm	16mm



Quick Change Connection 90°

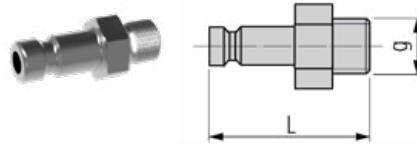
High Pressure

Item No.	Description	g	L	C
Call For Details	MSP UANM M5	M5	21mm	10mm



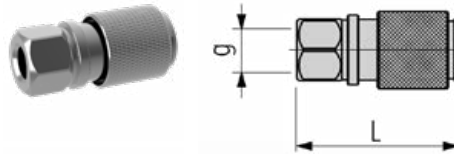
Quick Change Connection (Plug)

Item No.	Description	g	L
7005-150091	MSP UNM M5	M5	21mm



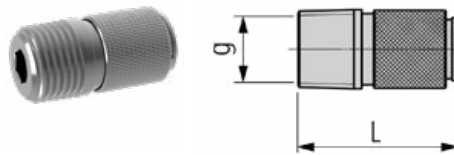
Quick Change Connection M5 (Coupling)

Item No.	Description	g	L
Call For Details	MSP UCF M5	M5	21mm



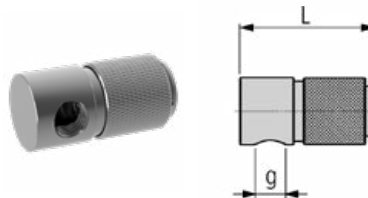
Quick Change Connection PT (Coupling)

Item No.	Description	g	L
Call For Details	MSP UCF PT1/8	PT1/8	20mm



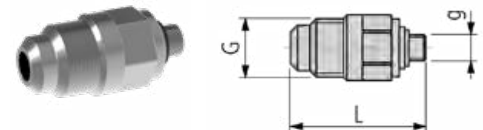
Quick Change Connection PT (Coupling)

Item No.	Description	g	L
Call For Details	MSP UACF M5	M5	20mm



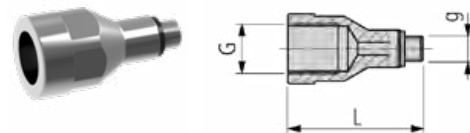
Coolant Fitting Reduction Union

Item No.	Description	G	g	L
7005-146921	MSP RVR M5-7/16-20 UNF	7/16-20 UNF	M5	29mm



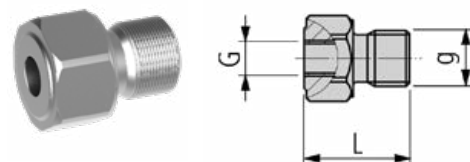
Coolant Fitting Reduction Union

Item No.	Description	G	g	L
7005-117065	MSP RVR 100 M5-M6	M6	M5	15mm
7005-117066	MSP RVR 185 M5-M8x1	M8x1	M5	23mm
7005-117067	MSP RVR 225 M5-M10x1	M10x1	M5	27mm
7005-117068	MSP RVR 225 M5-G1/8"	G1/8"	M5	27mm



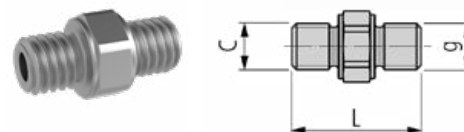
Coolant Fitting Reduction Union

Item No.	Description	G	g	L
7005-117143	MSP RVR 100 M6-M5	M5	M6	18mm
Call For Details	MSP RVR 185 M8x1-M5	M5	M8x1	15mm
Call For Details	MSP RVR 225 M10x1-M5	M5	M10x1	15mm
Call For Details	MSP RVR 225 G1/8"-M5	M5	G1/8"	15mm



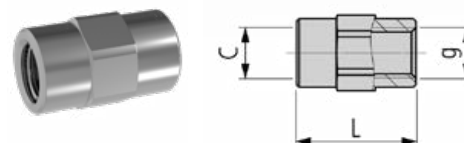
M5 Coupling

Item No.	Description	g	L	C
Call For Details	MSP EVRA M5-M5	M5	12mm	M5



M5 Coupling

Item No.	Description	g	L	C
Call For Details	MSP EVRI M5-M5	M5	14mm	M5



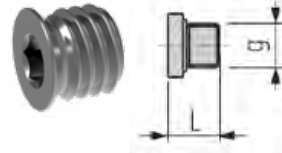
Conversion Fittings:

Item No.	Description
4005-000111	0° Male Union - M5-0.8 to 1/4 JIC Flare Fitting. Connects to side ports on all shank sizes. Included With All Coolant-Thru Shanks.



Screw Plugs

Item No.	Description	g	L
7005-146222	MSP VSR G1/8 IB5	G1/8	11mm
Call For Details	MSP VSR M5 IB2.5	M5	4mm
Call For Details	MSP VSR M8x1 IB4	M8x1	5.5

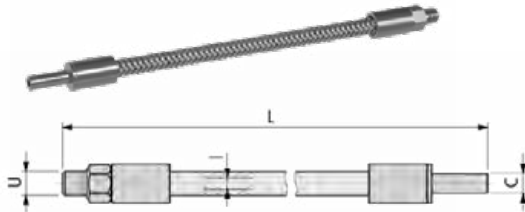


High Pressure Steel Braided Hosing

Compression to Threaded M5

Item No.	Description	L	C	U	I
Call For Details	MSP UHPT 100 M5-4	100	4	M5	3
7005-154443	MSP UHPT 150 M5-4	150	4	M5	3
7005-150110	MSP UHPT 200 M5-4	200	4	M5	3
Call For Details	MSP UHPT 250 M5-4	250	4	M5	3
7005-150111	MSP UHPT 300 M5-4	300	4	M5	3
Call For Details	MSP UHPT 400 M5-4	400	4	M5	3
7005-150113	MSP UHPT 500 M5-4	500	4	M5	3
Call For Details	MSP UHPTB 100 M5-4	100	4	M5	3.7
Call For Details	MSP UHPTB 150 M5-4	150	4	M5	3.7
Call For Details	MSP UHPTB 200 M5-4	200	4	M5	3.7
Call For Details	MSP UHPTB 250 M5-4	250	4	M5	3.7
Call For Details	MSP UHPTB 300 M5-4	300	4	M5	3.7
Call For Details	MSP UHPTB 400 M5-4	400	4	M5	3.7
Call For Details	MSP UHPTB 500 M5-4	500	4	M5	3.7

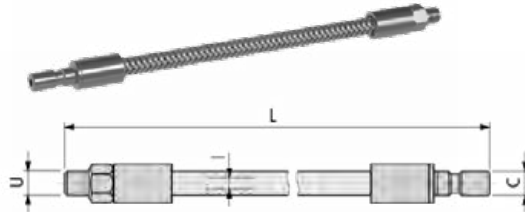
Units of Measurement = mm



Quick Connect NM Connector to Threaded M5

Item No.	Description	L	C	U	I
Call For Details	MSP UHPT 100 NM-M5	100	NM	M5	3
Call For Details	MSP UHPT 150 NM-M5	150	NM	M5	3
Call For Details	MSP UHPT 200 NM-M5	200	NM	M5	3
Call For Details	MSP UHPT 250 NM-M5	250	NM	M5	3
Call For Details	MSP UHPT 300 NM-M5	300	NM	M5	3
Call For Details	MSP UHPT 400 NM-M5	400	NM	M5	3
Call For Details	MSP UHPT 500 NM-M5	500	NM	M5	3
Call For Details	MSP UHPTB 100 NM-M5	100	NM	M5	3.7
Call For Details	MSP UHPTB 150 NM-M5	150	NM	M5	3.7
Call For Details	MSP UHPTB 200 NM-M5	200	NM	M5	3.7
Call For Details	MSP UHPTB 250 NM-M5	250	NM	M5	3.7
Call For Details	MSP UHPTB 300 NM-M5	300	NM	M5	3.7
Call For Details	MSP UHPTB 400 NM-M5	400	NM	M5	3.7
Call For Details	MSP UHPTB 500 NM-M5	500	NM	M5	3.7

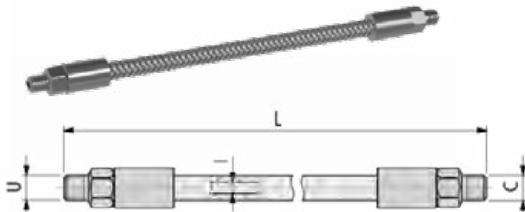
Units of Measurement = mm



Threaded M5 to Threaded M5

Item No.	Description	L	C	U	I
Call For Details	MSP UHPT 100 M5-M5	100	M5	M5	3
Call For Details	MSP UHPT 150 M5-M5	150	M5	M5	3
Call For Details	MSP UHPT 250 M5-M5	250	M5	M5	3
Call For Details	MSP UHPT 300 M5-M5	300	M5	M5	3
Call For Details	MSP UHPT 400 M5-M5	400	M5	M5	3
Call For Details	MSP UHPT 500 M5-M5	500	M5	M5	3
Call For Details	MSP UHPTB 100 M5-M5	100	M5	M5	3.7
Call For Details	MSP UHPTB 150 M5-M5	150	M5	M5	3.7
Call For Details	MSP UHPTB 200 M5-M5	200	M5	M5	3.7
Call For Details	MSP UHPTB 250 M5-M5	250	M5	M5	3.7
Call For Details	MSP UHPTB 300 M5-M5	300	M5	M5	3.7
Call For Details	MSP UHPTB 400 M5-M5	400	M5	M5	3.7
Call For Details	MSP UHPTB 500 M5-M5	500	M5	M5	3.7


Units of Measurement = mm



BACKTOOLS **UTILIS**[®]

multidec[®] BACKTOOL holders enable turning operations to be performed from an ID tool position and are ideal for performing turning operations on the sub-spindle of your machine. Each holder is center height adjustable and is modular to allow usage of a variety of 35, 55 & 80 degree ISO turning inserts; as well as multidec[®] TOP inserts & ALL multidec[®] CUT inserts.

- Center height adjustable to ensure precision setup
- Modular system uses multidec[®] ISO, TOP & CUT series inserts
- Perform turning operations on the subspindle
- Rigid design ensures good finish results as well as extended tool life



Available Backtooling for Turn-Mill Machines & Machine-Based Tool Systems...

- Interchangeable inserts
- Equipped with internal cooling

Tool System For Turn-Mill Machines



multidec[®] Multitask

Machine-Based Tool Systems



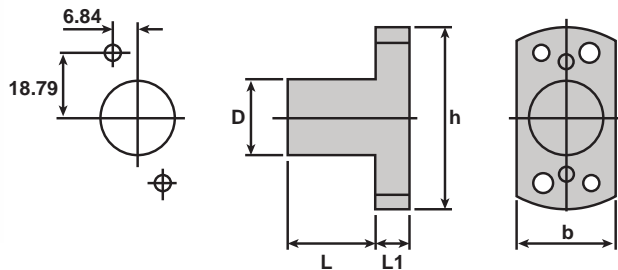
multidec[®] Escomatic
For ESCOMATIC machines



multidec[®] Tornos Deco
For Tornos Deco Machines

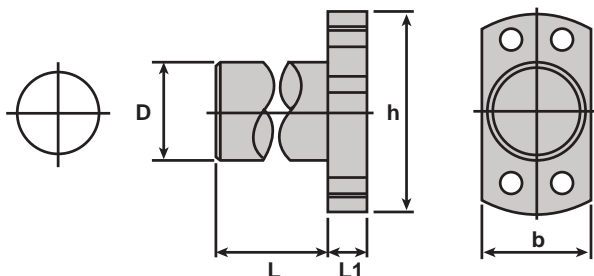
MBG 01...B02 Basic Tool Holder

Item No.	Description	D	L	b	h	L ₁	Machine Type	Spacer	Insert Holder
7005-137586	MBG 01 2200 025 B02	22	25	28	52	10	Star SR10/SR20R ECAS 12/20, SR32J	MBZ ST 02...	MBS...02
Call For Details	MBG 01 2300 019 B02	23	19	28	49	16	Hanwha XD 12H	MBZ ST 02...	MBS...02



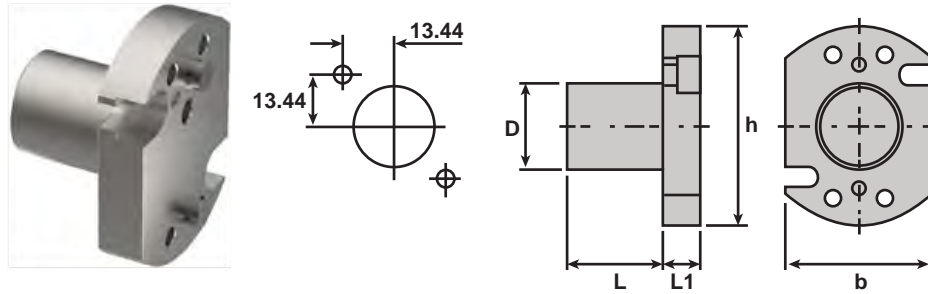
MBG 02...B02 Basic Tool Holder

Item No.	Description	D	L	b	h	L ₁	Machine Type	Spacer	Insert Holder
7005-129545	MBG 02 1587 040 B02	5/8"	40	28	52	10	Citizen R07, Tsugami BS20B	MBZ ST 02...	MBS...02
7005-147340	MBG 02 1600 019 B02	16	19	28	52	10	Manurhim KMX 4/13	MBZ ST 02...	MBS...02
7005-147649	MBG 02 1600 020 B02	16	20	28	52	10	STAR RNC 16B	MBZ ST 02...	MBS...02
7005-127597	MBG 02 1905 060 B02	3/4"	60	28	52	10	CITIZEN C16, L20, M16	MBZ ST 02...	MBS...02
7005-127999	MBG 02 2000 030 B02	20	30	28	52	10	Tsugami S205	MBZ ST 02...	MBS...02
7005-137790	MBG 02 2000 040 B02	20	40	28	52	10	Gildemeister Sprint20, Hanwha SL 12H, Tsugami B012, B020, S205	MBZ ST 02...	MBS...02
7005-147299	MBG 02 2000 060 B02	20	60	28	52	10	Tsugami BS12, BS20	MBZ ST 02...	MBS...02
Call For Details	MBG 02 2000 070 B02	20	70	28	52	10	Tornos Gamma 20	MBZ ST 02...	MBS...02
7005-127629	MBG 02 2000 100 B02	20	100	28	52	10	Manhurin Swing 7-13, Tornos Deco (7/10, 13, 20), Citizen K16	MBZ ST 02...	MBS...02
7005-147648	MBG 02 2200 015 B02	22	15	28	52	10	Star SR10J	MBZ ST 02...	MBS...02
7005-127601	MBG 02 2200 070 B02	22	70	28	52	10	Star SA16, SB16, Tornos Delta 20, Gamma 20	MBZ ST 02...	MBS...02
7005-147300	MBG 02 2500 035 B02	25	35	28	52	10	Tsugami Piastra	MBZ ST 02...	MBS...02
7005-147353	MBG 02 2500 050 B02	25	50	28	52	10	Manhurin Swing 10-20, 10-16, 10-32	MBZ ST 02...	MBS...02
7005-137791	MBG 02 2500 060 B02	25	60	28	52	10	Citizen L20, Hanwha STL32/35H, STL33/35J	MBZ ST 02...	MBS...02
7005-127598	MBG 02 2500 100 B02	25	100	28	52	10	Manhurin KMX5/20, 5/26, 5/32, Swing 7-20, 7-26, Tornos Deco (7/10, 13, 20)	MBZ ST 02...	MBS...02
7005-127596	MBG 02 2540 070 B02	1"	70	28	52	10	Citizen C32, L32, M32	MBZ ST 02...	MBS...02
7005-137792	MBG 02 2800 006 B02	28	6	28	52	10	Hanwha SL26/35HPD	MBZ ST 02...	MBS...02
7005-147298	MBG 02 2800 040 B02	28	40	28	52	10	Traub TNL12	MBZ ST 02...	MBS...02
7005-137844	MBG 02 2800 078 B02	28	78	28	52	10	Traub TNL/C 12, TNL/C 12K	MBZ ST 02...	MBS...02
7005-150745	MBG 02 3200 025 B02	32	25	28	52	10	Hanwha XD32	MBZ ST 02...	MBS...02
7005-147296	MBG 02 3200 070 B02	32	70	32	52	10	Tornos Delta 38-5a	MBZ ST 02...	MBS...02
7005-137793	MBG 02 3300 040 B02	33	40	33	52	10	Hanwha XD20/32 H, -J	MBZ ST 02...	MBS...02
7005-137794	MBG 02 3400 044 B02	34	44	34	52	10	Hanwha SL20/26/35HPII	MBZ ST 02...	MBS...02



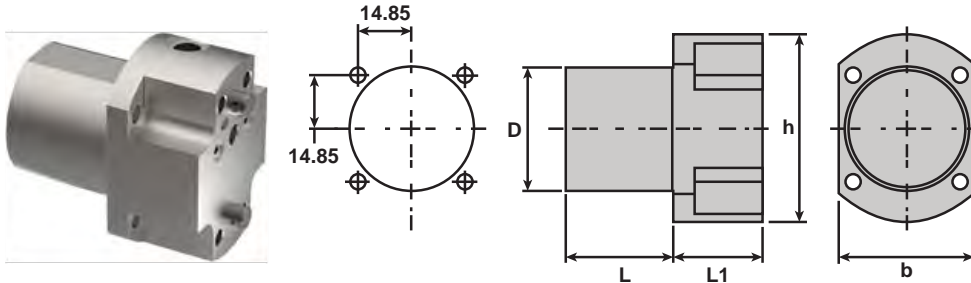
MBG 03...B02 Basic Tool Holder

Item No.	Description	D	L	b	h	L ₁	Machine Type	Spacer	Insert Holder
7005-127091	MBG 03 2200 025 B02	22	25	38	52	10	Star SR32, SR32J	MBZ ST 02...	MBS...02
7005-150177	MBG 03 3100 015 B02	31	15	38	52	10	Citizen A32-VII	MBZ ST 02...	MBS...02



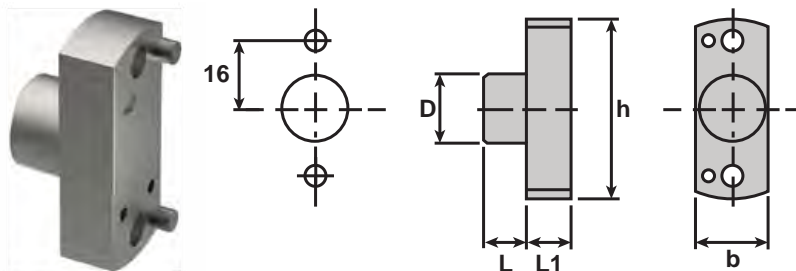
MBG 04...B02 Coolant-Thru Tool Holder

Item No.	Description	D	L	b	h	L ₁	Machine Type	Spacer	Insert Holder
7005-150072	MBG 04 3400 018 B02 IC	34	18	38	52	25	Maier MLK DY36	MBZ ST 02...IC	MBS...02
7005-127631	MBG 04 3400 030 B02 IC	34	30	38	52	25	Maier ML12C, ML16C, ML16D, ML20/26/32	MBZ ST 02...IC	MBS...02
Call For Details	MBG 04 3400 025 B90	34	25	37.5	37.5	8	STAR SV-38R	MBZ ST 90-	MBS...90



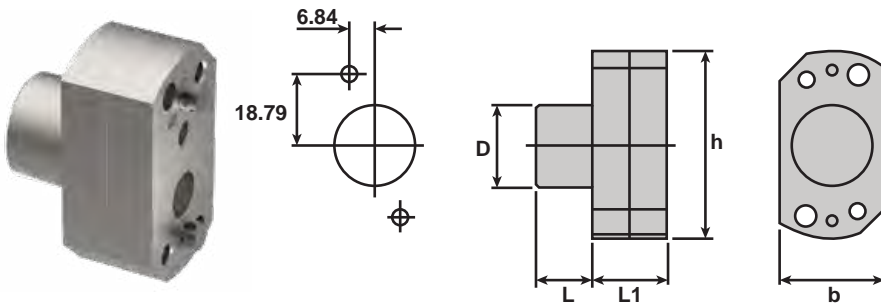
MBG 05...B05 Basic Tool Holder

Item No.	Description	D	L	b	h	L ₁	Machine Type	Spacer	Insert Holder
Call For Details	MBG 05 1500 010 B05	15	10	17	51	10	Hanwha XD12H	MBZ ST 05...	MBS...05
7005-137584	MBG 05 1600 010 B05	16	10	17	51	10	Star SR10J	MBZ ST 05...	MBS...05



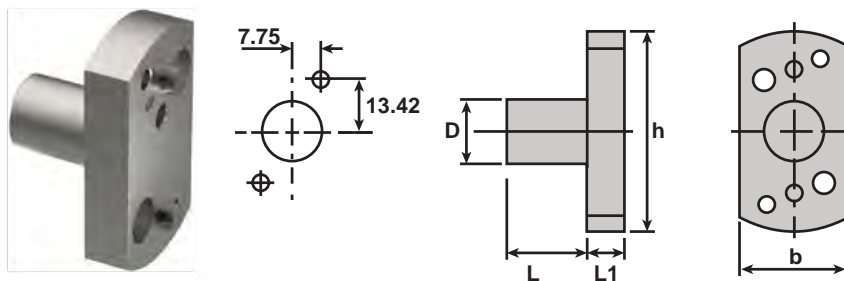
MBG 06...B06 Basic Tool Holder

Item No.	Description	D	L	b	h	L ₁	Machine Type	Spacer	Insert Holder
Call For Details	MBG 06 2200 015 B06	22	15	28	50	00	Star SR10J	MBZ ST 02...	MBS...02



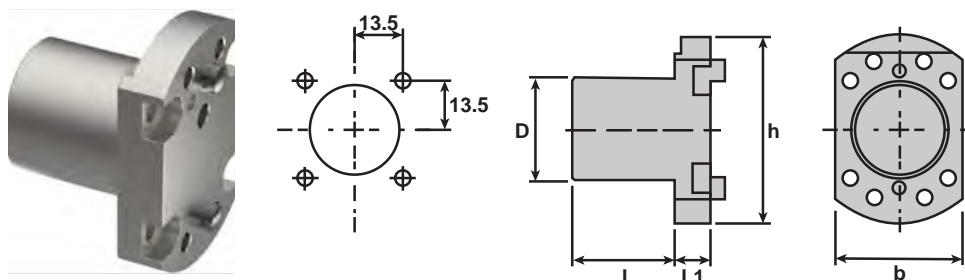
MBG 07...B02 Basic Tool Holder

Item No.	Description	D	L	b	h	L ₁	Machine Type	Spacer	Insert Holder
7005-127671	MBG 07 1600 021 B02	16	21	28	25	10	Star SR16, SR20	MBZ ST 02...	MBS...02



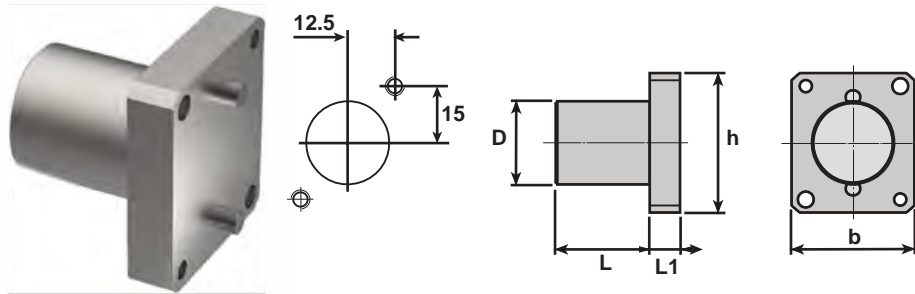
MBG 08...B02 Basic Tool Holder

Item No.	Description	D	L	b	h	L ₁	Machine Type	Spacer	Insert Holder
7005-169165	MBG 08 2800 028 B02	28	28	35	25	10	Tornos CT20	MBZ ST 02...	MBS...02



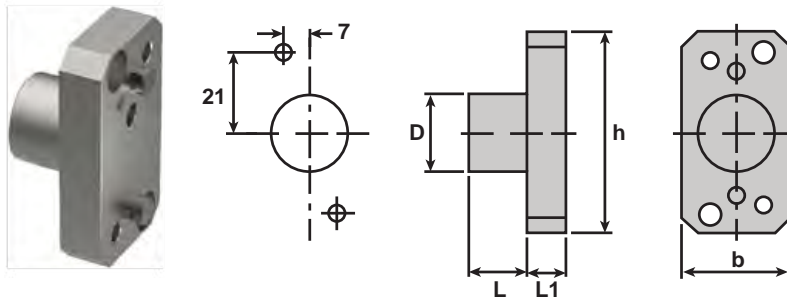
MBG 09...B90 Basic Tool Holder

Item No.	Description	D	L	b	h	L ₁	Machine Type	Spacer	Insert Holder
Call For Details	MBG 09 2200 025 B90	22	25	32.5	37	8	Star SW-20, SR-20W	MBZ ST 90-	MBS...90
7005-147786	MBG 09 2500 015 B90	25	15	32.5	37	8	Tugami BO 326 EII	MBZ ST 90-	MBS...90
Call For Details	MBG 09 2500 050 B90	25	50	32.5	37	8	Hanwha XDI 20	MBZ ST 90-	MBS...90



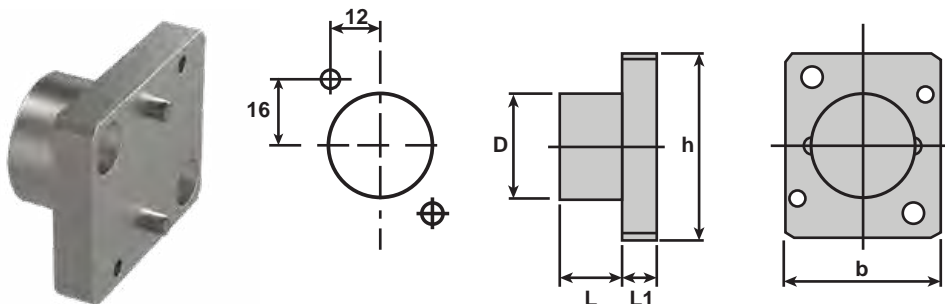
MBG 10...B02 Basic Tool Holder

Item No.	Description	D	L	b	h	L ₁	Machine Type	Spacer	Insert Holder
Call For Details	MBG 10 2000 015 B02	20	15	28	25	10	Various	MBZ ST 02...	MBS...02



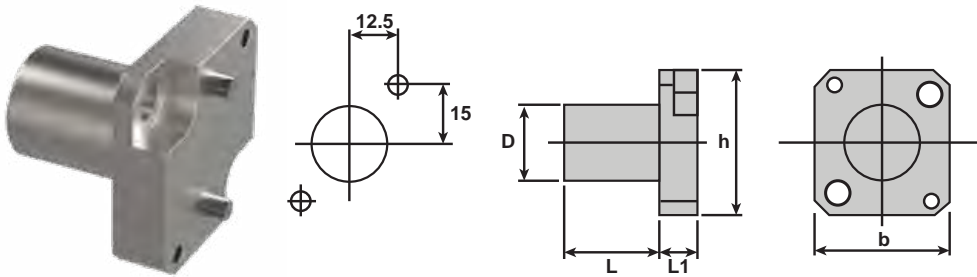
MBG 12...B90 Basic Tool Holder

Item No.	Description	D	L	b	h	L ₁	Machine Type	Spacer	Insert Holder
Call For Details	MBG 12 2500 015 B90	25	15	44	36.9	8	TSUGAMI BO 266, BO 326	MBZ ST 90...	MBS...90



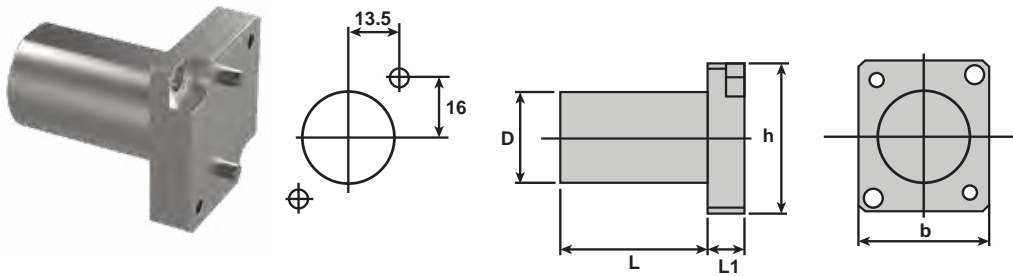
MBG 13...B90 Basic Tool Holder

Item No.	Description	D	L	b	h	L ₁	Machine Type	Spacer	Insert Holder
Call For Details	MBG 13 2000 025 B90	20	25	36.9	36.9	10	TORNOS GT13, GT26	MBZ ST 90...	MBS..ST 90



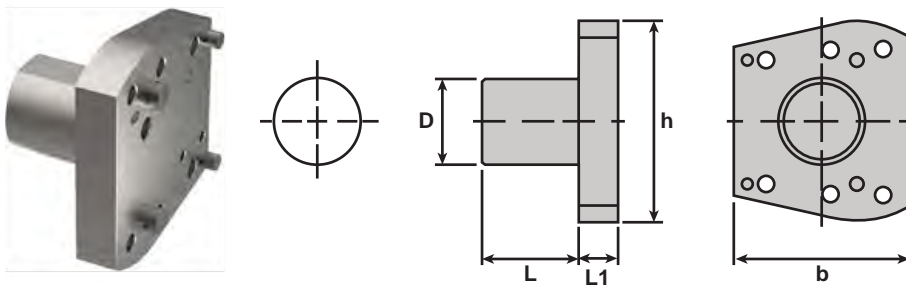
MBG 14...B90 Basic Tool Holder

Item No.	Description	D	L	b	h	L ₁	Machine Type	Spacer	Insert Holder
Call For Details	MBG 14 2500 040 B90	25	40	35	40	10	NEXTURN SR20XII	MBZ ST 90...	MBS..ST 90




MBG 02...B02 05 Basic Tool Holder

Item No.	Description	D	L	b	h	L ₁	Machine Type	Spacer	Insert Holder
Call For Details	MBG 02 1905 040 B02 05	3/4" (19.05)	40	46	52	10	Various	MBZ ST 02/05...	MBS...02/05
7005-146960	MBG 02 2200 025 B02 05	22	25	46	52	10	Star SR20R SR32J	MBZ ST 02/05...	MBS...02/05

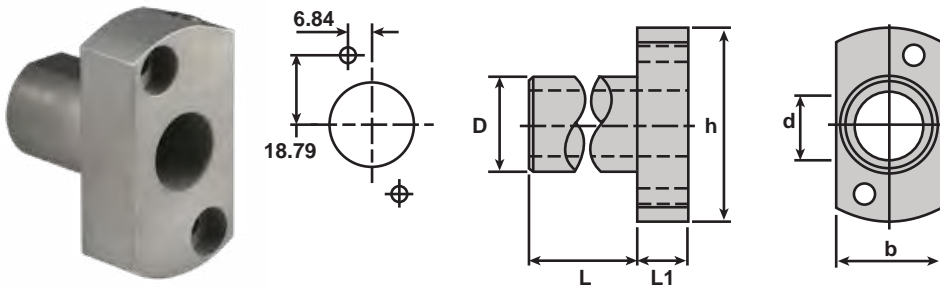


Example:



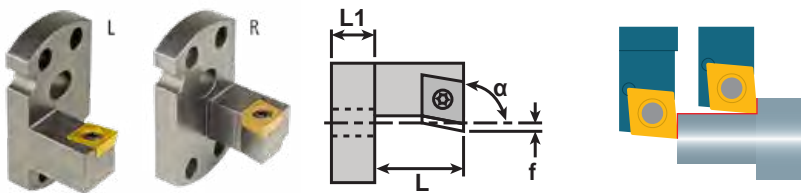
MBG T... Basic Tool Holder

Item No.	Description	D	L	d	b	h	L ₁	Machine Type
Call For Details 7005-147337	MBG-T 02 10 2200 025	22	25	10	28	52	15	Star SR10J, SA16, SB16, SB20E, SB20G, SB20N
	MBG-T 02 16 2200 025	22	25	16	28	52	15	Star SA 16, SB 16, SR10J



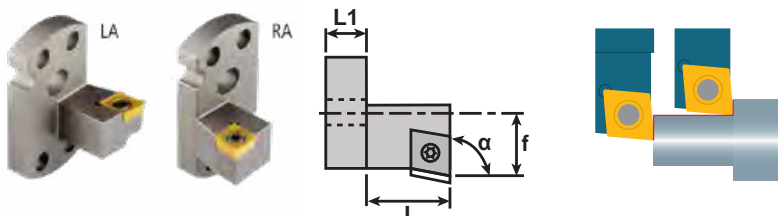
MBS...CC 80° ISO-Insert Modules

Left Hand		Right Hand		Dimensions & Features						
Item No.	Description	Item No.	Description	α	f	L	L ₁	Tool Holder	Spacer	Insert
7005-127667	MBS 090-CC L 06 I02	7005-127666	MBS 090-CC R 06 I02	90°		20	8	MBG...B02	MBZ ST 02...	CC.. 0602...
Call For Details	MBS 093-CC L 06 I02	7005-147916	MBS 093-CC R 06 I02	93°		20	8	MBG...B02	MBZ ST 02...	CC.. 0602...
7005-127669	MBS 090-CC L 09 I02	7005-127668	MBS 090-CC R 09 I02	90°		20	8	MBG...B02	MBZ ST 02...	CC.. 09T3...
		Call For Details	MBS 090-CC R 09 I02 IC	90°		20	8	MBG...B02 IC	MBZ ST 02...IC	CC.. 09T3...
7005-137826	MBS 093-CC L 09 I02	7005-137827	MBS 093-CC R 09 I02	93°		20	8	MBG...B02	MBZ ST 02...	CC.. 09T3...
7005-147327	MBS 093-CC L 09 I02-30	7005-147326	MBS 093-CC R 09 I02-30	93°		30	8	MBG...B02	MBZ ST 02...	CC.. 09T3...
Call For Details	MBS 095-CC L 09 I02	7005-192860	MBS 095-CC R 09 I02	95°		20	8	MBG...B02	MBZ ST 02...	CC.. 09T3...
7005-147329	MBS 093-CC L 06 I05	7005-147328	MBS 093-CC R 06 I05	93°		20	8	MBG...B05	MBZ ST 05...	CC.. 0602...
Call For Details	MBS 095-CC L 09 I05	Call For Details	MBS 095-CC R 09 I05	95°		20	8	MBG...B05	MBZ ST 05...	CC.. 09T3...
		Call For Details	MBS 090-CC R 06 I90	90°	-5	20	7	MBG...B02	MBZ ST 02...	CC.. 0602...
		7005-169225	MBS 090-CC R 09 I90	90°		20	7	MBG...B02	MBZ ST 02...	CC.. 09T3...



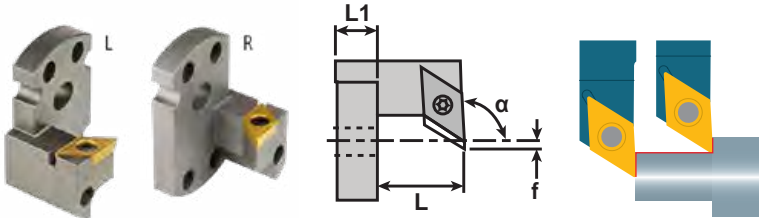
MBS...CC A 80° ISO-Insert Modules

Left Hand		Right Hand		Dimensions & Features							
Item No.	Description	Item No.	Description	α	f	L	L ₁	Tool Holder	Spacer	Insert	
Call For Details	MBS 090-CC LA 06 I02	Call For Details	MBS 090-CC RA 06 I02	90°		18	20	8	MBG...B02	MBZ ST 02...	CC.. 0602...
Call For Details	MBS 090-CC LA 09 I02	Call For Details	MBS 090-CC RA 09 I02	90°		18	20	8	MBG...B02	MBZ ST 02...	CC.. 09T3...
Call For Details	MBS 093-CC LA 06 I02	Call For Details	MBS 093-CC RA 06 I02	93°		18	20	8	MBG...B02	MBZ ST 02...	CC.. 0602...
Call For Details	MBS 093-CC LA 09 I02	Call For Details	MBS 093-CC RA 09 I02	93°		18	20	8	MBG...B02	MBZ ST 02...	CC.. 09T3...
Call For Details	MBS 093-CC LA 09 I02-30	Call For Details	MBS 093-CC RA 09 I02-30	93°		18	30	8	MBG...B02	MBZ ST 02...	CC.. 09T3...
7005-127630	MBS 095-CC LA 09 I02	7005-137354	MBS 095-CC RA 09 I02	95°		18	20	8	MBG...B02	MBZ ST 02...	CC.. 09T3...
Call For Details	MBS 093-CC LA 06 I05	Call For Details	MBS 093-CC RA 06 I05	93°		12.5	20	8	MBG...B05	MBZ ST 05...	CC.. 0602...
Call For Details	MBS 095-CC LA 09 I05	Call For Details	MBS 095-CC RA 09 I05	95°		12.5	20	8	MBG...B05	MBZ ST 05...	CC.. 09T3...
Call For Details	MBS 095-CC LA 09 I90			95°		16.25	20	7	MBG...B90	MBZ ST 90...	CC.. 09T3...



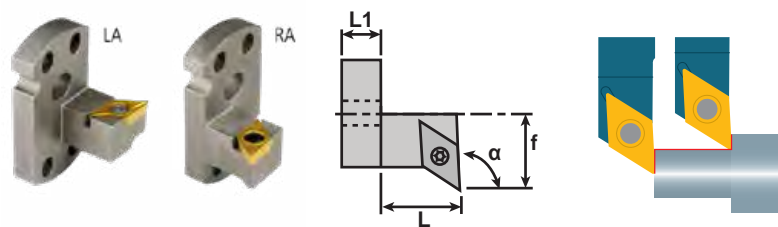
MBS...DC 55° ISO-Insert Modules

Left Hand		Right Hand		Dimensions & Features						
Item No.	Description	Item No.	Description	α	f	L	L ₁	Tool Holder	Spacer	Insert
7005-127655	MBS 093-DC L 07 I02	7005-127654	MBS 093-DC R 07 I02	93°		20	8	MBG...B02	MBZ ST 02...	DC.. 0702...
7005-127606	MBS 093-DC L 11 I02	7005-127605	MBS 093-DC R 11 I02	93°		20	8	MBG...B02	MBZ ST 02...	DC.. 11T3...
		7005-192882	MBS 093-DC R 11 I02 IC	93°		20	8	MBG...B02 IC	MBZ ST 02...IC	DC.. 11T3...
7005-147305	MBS 093-DC L 11 I02 30	7005-147304	MBS 093-DC R 11 I02 30	93°		30	8	MBG...B02	MBZ ST 02...	DC.. 11T3...
Call For Details	MBS 093-DC L 11 I02 40	7005-169850	MBS 093-DC R 11 I02 40	93°		40	8	MBG...B02	MBZ ST 02...	DC.. 11T3...
Call For Details	MBS 093-DC L 07 I05	7005-147306	MBS 093-DC R 07 I05	93°		20	8	MBG...B05	MBZ ST 05...	DC.. 0702...
Call For Details	MBS 093-DC L 07 I90	7005-147312	MBS 093-DC R 07 I90	93°	-2.25	20	7	MBG...B90	MBZ ST 90...	DC.. 0702...
7005-147314	MBS 093-DC L 11 I90	7005-127693	MBS 093-DC R 11 I90	93°		20	7	MBG...B90	MBZ ST 90...	DC.. 11T3...
Call For Details	MBS 093-DC L 11 I90 30	7005-147313	MBS 093-DC R 11 I90 30	93°		20	7	MBG...B90	MBZ ST 90...	DC.. 0702...



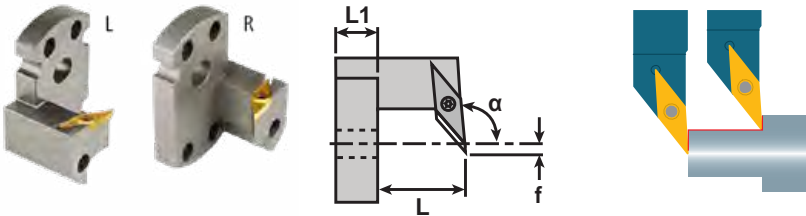
MBS...DC A 55° ISO-Insert Modules

Left Hand		Right Hand		Dimensions & Features						
Item No.	Description	Item No.	Description	α	f	L	L ₁	Tool Holder	Spacer	Insert
Call For Details	MBS 093-DC LA 07 I02	Call For Details	MBS 093-DC RA 07 I02	93°	18	20	8	MBG...B02	MBZ ST 02...	DC.. 0702...
7005-127673	MBS 093-DC LA 11 I02	7005-127672	MBS 093-DC RA 11 I02	93°	18	20	8	MBG...B02	MBZ ST 02...	DC.. 11T3...
Call For Details	MBS 093-DC LA 11 I02-30	Call For Details	MBS 093-DC RA 11 I02-30	93°	18	30	8	MBG...B02	MBZ ST 02...	DC.. 11T3...
Call For Details	MBS 093-DC LA 11 I02-40	Call For Details	MBS 093-DC RA 11 I02-40	93°	18	40	8	MBG...B02	MBZ ST 02...	DC.. 11T3...
7005-154946	MBS 093-DC LA 07 I05	7005-154950	MBS 093-DC RA 07 I05	93°	8.5	20	8	MBG...B05	MBZ ST 05...	DC.. 0702...
Call For Details	MBS 093-DC LA 07 I90	Call For Details	MBS 093-DC RA 07 I90	93°	17	20	7	MBG...B90	MBZ ST 90...	DC.. 0702...
Call For Details	MBS 093-DC LA 11 I90	Call For Details	MBS 093-DC RA 11 I90	93°	17	20	7	MBG...B90	MBZ ST 90...	DC.. 11T3...
Call For Details	MBS 093-DC LA 11 I90-30			93°	17	30	7	MBG...B90	MBZ ST 90...	DC.. 11T3...



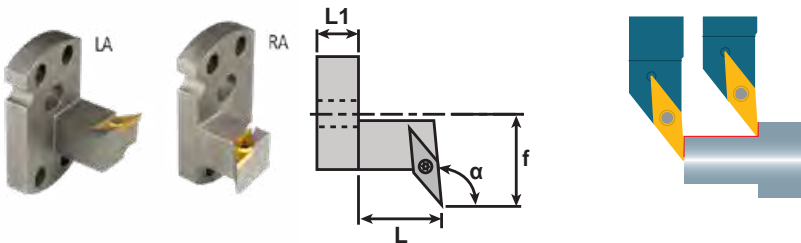
MBS...VC 35° ISO-Insert Modules

Left Hand		Right Hand		Dimensions & Features						
Item No.	Description	Item No.	Description	α	f	L	L ₁	Tool Holder	Spacer	Insert
Call For Details	MBS 0725-VC L 11 I02	7005-147315	MBS 0725-VC R 11 I02	72.5°		20	8	MBG...B02	MBZ ST 02...	VC.. 1103...
Call For Details	MBS 093-VC L 07 I02	Call For Details	MBS 093-VC R 07 I02	93°		20	8	MBG...B02	MBZ ST 02...	VC... 0702
Call For Details	MBS 093-VC L 11 I02	7005-192898	MBS 093-VC R 11 I02	93°		20	8	MBG...B02	MBZ ST 02...	VC.. 1103...
7005-127609	MBS 095-VC L 11 I02	7005-127608	MBS 095-VC R 11 I02	95°		20	8	MBG...B02	MBZ ST 02...	VC.. 1103...
Call For Details	MBS 093-VC L 11 I02-30	Call For Details	MBS 093-VC R 11 I02-30	93°		30	8	MBG...B02	MBZ ST 02...	VC.. 1103...
Call For Details	MBS 095-VC L 11 I02-40	7005-192894	MBS 095-VC R 11 I02-40	95°		40	8	MBG...B02	MBZ ST 02...	VC.. 1103...
7005-127611	MBS 110-VC L 11 I02	7005-127610	MBS 110-VC R 11 I02	110°		20	8	MBG...B02	MBZ ST 02...	VC.. 1103...
Call For Details	MBS 1175-VC L 11 I02	Call For Details	MBS 1175-VC R 11 I02	117.5°		20	8	MBG...B02	MBZ ST 02...	VC.. 1103...
Call For Details	MBS 140-VC L 11 I02	Call For Details	MBS 140-VC R 11 I02	140°		23	8	MBG...B02	MBZ ST 02...	VC.. 1103...
		Call For Details	MBS 1625-VC N 11 I02	162.5°		25	8	MBG...B02	MBZ ST 02...	VC.. 1103...
Call For Details	MBS 093-VC L 07 I05	7005-192890	MBS 093-VC R 07 I05	93°		20	8	MBG...B02	MBZ ST 02...	VC... 0702
Call For Details	MBS 093-VC L 07 I90	Call For Details	MBS 093-VC R 07 I90	93°		20	7	MBG...B02	MBZ ST 02...	VC... 0702
Call For Details	MBS 093-VC L 11 I90	7005-154711	MBS 093-VC R 11 I90	93°	2.25	20	8	MBG...B90	MBZ ST 90...	VC.. 1103...
7005-147323	MBS 095-VC L 11 I90	7005-147322	MBS 095-VC R 11 I90	95°	2.25	20	7	MBG...B90	MBZ ST 90...	VC.. 1103...
Call For Details	MBS 095-VC L 11 I90 IC	Call For Details	MBS 095-VC R 11 I90 IC	95°	2.25	20	7	MBG...B90	MBZ ST 90...IC	VC.. 1103...
		Call For Details	MBS 095-VC R 11 I90-30	95°		30	7	MBG...B90	MBZ ST 02...	VC.. 1103...
		Call For Details	MBS 110-VC R 11 I90	110°		20	7	MBG...B90	MBZ ST 02...	VC.. 1103...
		7005-147321	MBS 1625-VC N 11 I90	162.5°		25	7	MBG...B90	MBZ ST 90...	VC.. 1103...



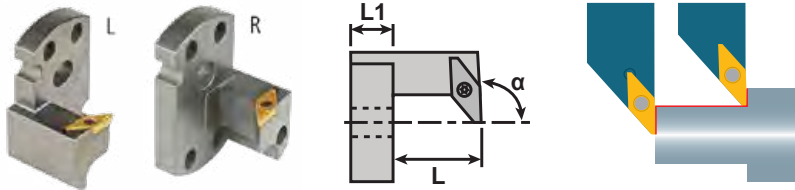
MBS...VC A 35° ISO-Insert Modules

Left Hand		Right Hand		Dimensions & Features						
Item No.	Description	Item No.	Description	α	f	L	L ₁	Tool Holder	Spacer	Insert
Call For Details	MBS 725-VC LA 11 I02	Call For Details	MBS 725-VC RA 11 I02	72.5°	18	25	8	MBG...B02	MBZ ST 02...	VC.. 1103...
7005-147316	MBS 093-VC LA 11 I02	7005-127683	MBS 093-VC RA 11 I02	93°	18	20	8	MBG...B02	MBZ ST 02...	VC.. 1103...
Call For Details	MBS 093-VC LA 11 I02-30	Call For Details	MBS 093-VC RA 11 I02-30	93°	18	30	8	MBG...B02	MBZ ST 02...	VC.. 1103...
Call For Details	MBS 095-VC LA 11 I02	Call For Details	MBS 095-VC RA 11 I02	95°	18	20	8	MBG...B02	MBZ ST 02...	VC.. 1103...
Call For Details	MBS 095-VC LA 11 I02-40	Call For Details	MBS 095-VC RA 11 I02-40	95°	18	40	8	MBG...B02	MBZ ST 02...	VC.. 1103...
Call For Details	MBS 110-VC LA 11 I02	Call For Details	MBS 110-VC RA 11 I02	110°	18	20	8	MBG...B02	MBZ ST 02...	VC.. 1103...
Call For Details	MBS 1175-VC LA 11 I02	Call For Details	MBS 1175-VC RA 11 I02	117.5°	18	20	8	MBG...B02	MBZ ST 02...	VC.. 1103...
Call For Details	MBS 140-VC LA 11 I02	Call For Details	MBS 140-VC RA 11 I02	140°	18	23	8	MBG...B02	MBZ ST 02...	VC.. 1103...
Call For Details	MBS 093-VC LA 11 I90	7005-154928	MBS 093-VC RA 11 I90	93°	17	20	7	MBG...B90	MBZ ST 02...	VC.. 1103...



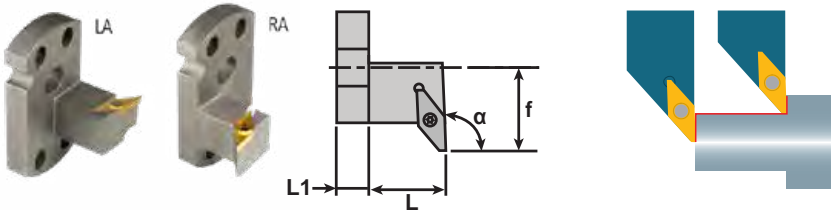
MBS...VP 35° TOP-Insert Modules

Left Hand		Right Hand		Dimensions & Features					
Item No.	Description	Item No.	Description	α	L	L ₁	Tool Holder	Spacer	Insert
7005-127659	MBS 093-VP L 10 I02	7005-127658	MBS 093-VP R 10 I02	93°	20	8	MBG...B02	MBZ ST 02...	VP.. 1003...
7005-147763	MBS 093-VP L 10 I90	7005-147762	MBS 093-VP R 10 I90	93°	20	7	MBG...B90	MBZ ST 90...	VP.. 1003...



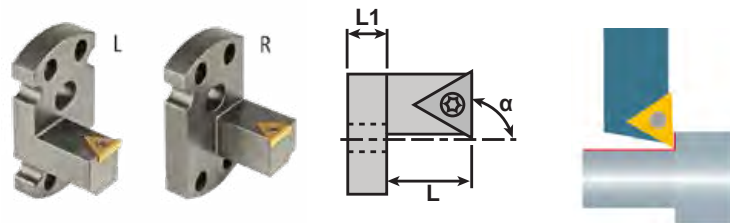
MBS...VP A 35° TOP-Insert Modules

Left Hand		Right Hand		Dimensions & Features						
Item No.	Description	Item No.	Description	α	f	L	L ₁	Tool Holder	Spacer	Insert
Call For Details	MBS 093-VP LA 10 I02	7005-185290	MBS 093-VP RA 10 I02	93°	28	20	8	MBG...B02	MBZ ST 02...	VP.. 1003...
Call For Details	MBS 093-VP LA 10 I90	Call For Details	MBS 093-VP RA 10 I90	93°	17	20	8	MBG...B90	MBZ ST 90...	VP.. 1003...



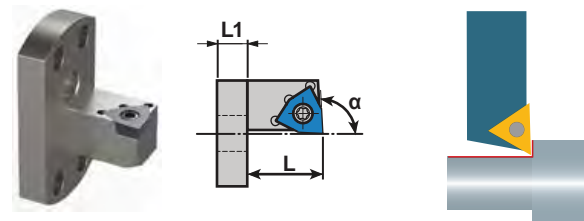
MBS...TC -Insert Modules

Left Hand		Right Hand		Dimensions & Features					
Item No.	Description	Item No.	Description	α	L	L ₁	Tool Holder	Spacer	Insert
7005-127613	MBS 090-TC L 11 I02	7005-127612	MBS 090-TC R 11 I02	90°	20	8	MBG...B02	MBZ ST 02...	TC.. 1102...



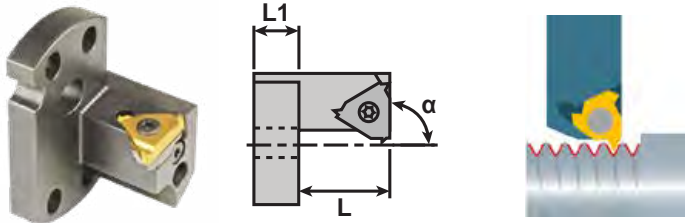
MBS...W0134 -Insert Modules

Left Hand		Right Hand		Dimensions & Features					
Item No.	Description	Item No.	Description	α	L	L ₁	Tool Holder	Spacer	Insert
Call For Details	MBS 093-W0134 L I02	Call For Details	MBS 093-W0134 R I02	93°	20	8	MBG...B02	MBZ ST 02...	W0134



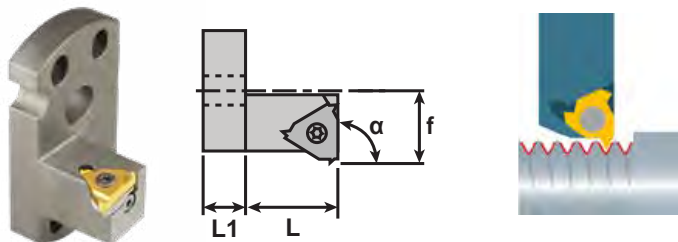
MBS...16 ER -Thread Insert Modules

Left Hand		Right Hand		Dimensions & Features					
Item No.	Description	Item No.	Description	α	L	L ₁	Tool Holder	Spacer	Insert
Call For Details	MBS 090-16 ER L I02	7005-127616	MBS 090-16 ER R I02	90°	20	8	MBG...B02	MBZ ST 02...	16ER
Call For Details	MBS 090-16 ER L I02-30	7005-147330	MBS 090-16 ER R I02-30	90°	30	8	MBG...B02	MBZ ST 02...	16ER
Call For Details	MBS 090-16 ER L I02-40	Call For Details	MBS 090-16 ER R I02-40	90°	40	8	MBG...B02	MBZ ST 02...	16ER
		7005-127691	MBS 090-16 ER R I90	90°	20	7	MBG...B90	MBZ ST 90...	16ER
		Call For Details	MBS 090-16 ER R I90-31	90°	31	7	MBG...B90	MBZ ST 90...	16ER



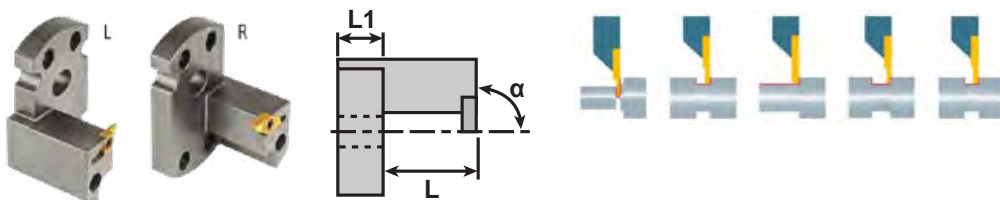
MBS...16 ER A -Thread Insert Modules

Left Hand		Right Hand		Dimensions & Features						
Item No.	Description	Item No.	Description	α	f	L	L ₁	Tool Holder	Spacer	Insert
Call For Details	MBS 090-16 ER LA I02	7005-147331	MBS 090-16 ER RA I02	90°	17.66	20	8	MBG...B02	MBZ ST 02...	16ER
Call For Details	MBS 090-16 ER LA I02-30	Call For Details	MBS 090-16 ER RA I02-30	90°	17.66	30	8	MBG...B02	MBZ ST 02...	16ER
Call For Details	MBS 090-16 ER LA I02-40	7005-169694	MBS 090-16 ER RA I02-40	90°	17.66	40	8	MBG...B02	MBZ ST 02...	16ER



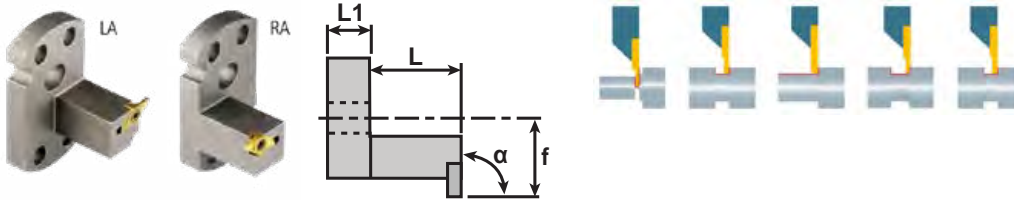
MBS...CUT 90 - 1600 Series Insert Modules

Left Hand		Right Hand		Dimensions & Features					
Item No.	Description	Item No.	Description	α	L	L ₁	Tool Holder	Spacer	Insert
7005-127615	MBS 090-CUT L 16 I02	7005-127614	MBS 090-CUT R 16 I02	90°	23	8	MBG...B02	MBZ ST 02...	16
Call For Details	MBS 135-CUT L 16 I02	Call For Details	MBS 135-CUT R 16 I02	135°	23	8	MBG...B02	MBZ ST 02...	16
7005-147970	MBS 090-CUT L 16 I05	7005-147969	MBS 090-CUT R 16 I05	90°	23	8	MBG...B05	MBZ ST 05...	16
7005-147975	MBS 090-CUT L 16 I90	7005-147974	MBS 090-CUT R 16 I90	90°	23	7	MBG...B90	MBZ ST 90...	16



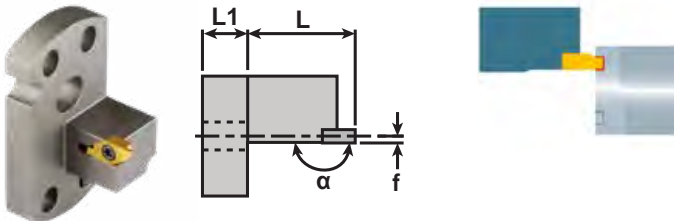
MBS...CUT A - 1600 Series Insert Modules

Left Hand		Right Hand		Dimensions & Features						
Item No.	Description	Item No.	Description	α	f	L	L ₁	Tool Holder	Spacer	Insert
7005-138041	MBS 090-CUT LA 16 I02	7005-138042	MBS 090-CUT RA 16 I02	90°	18.6	23	8	MBG...B02	MBZ ST 02...	16
Call For Details	MBS 135-CUT LA 16 I02	Call For Details	MBS 135-CUT RA 16 I02	135°	18.5	23	8	MBG...B02	MBZ ST 02...	16
7005-147350	MBS 090-CUT LA 16 I05	7005-147349	MBS 090-CUT RA 16 I05	90°	13	23	8	MBG...B05	MBZ ST 05...	16
7005-147976	MBS 090-CUT LA 16 I90	7005-147971	MBS 090-CUT RA 16 I90	90°	20.75	23	7	MBG...B90	MBZ ST 90...	16



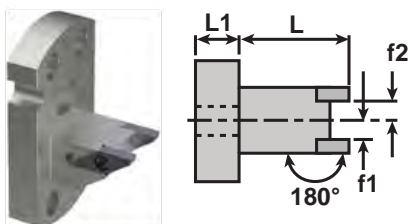
MBS...CUT 180 - 1600 Insert Modules

Right Hand		Dimensions & Features						
Item No.	Description	α	f	L	L ₁	Tool Holder	Spacer	Insert
7005-138043	MBS 180-CUT 16 I02	180°		20	8	MBG...B02	MBZ ST 02...	16
7005-147351	MBS 180-CUT 16 I05	180°		20	8	MBG...B05	MBZ ST 05...	16
7005-147978	MBS 180-CUT 16 I90	180°	-6.25	20	7	MBG...B90	MBZ ST 90...	16



MBS...TWIN CUT 180 - 1600 Insert Modules

Neutral		Dimensions & Features						
Item No.	Description	f ₁	f ₂	L	L ₁	Tool Holder	Spacer	Insert
7005-147275	MBS 180-CUT 16 I02 twin N	-4.5	4.5	20	8	MBG...B02	MBZ ST 02...	16
Call For Details	MBS 180-CUT 16 I02 twin R	3	11	20	8	MBG...B02	MBZ ST 02...	16

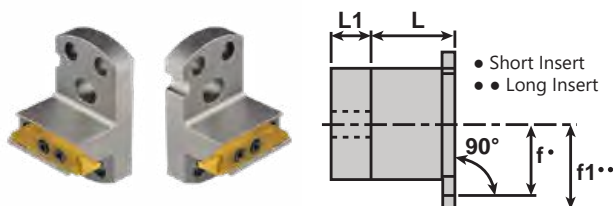


Use One Module For All multidec® 1600 Series Insert Geometries!



MBS...CUT N - 3000 Series Insert Modules

Neutral		Dimensions & Features						
Item No.	Description	f	f ₁	L	L ₁	Tool Holder	Spacer	Insert
7005-127686	MBS 090-CUT N 30 I02	27	33	20	8	MBG...B02	MBZ ST 02...	30
7005-147979	MBS 090-CUT N 30 I90	29	35	20	7	MBG...B90	MBZ ST 90...	30



Use One Module For All multidec® 3000 Series Insert Geometries!



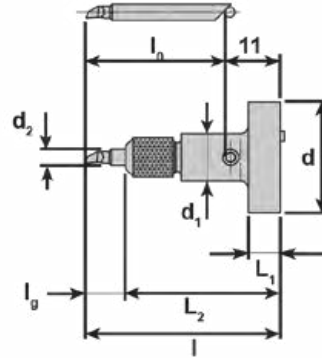
MBS...SDA - Boring Bar Tool Holder

Item No.	Description	d ₁	d ₂	L ₁	L ₂	Tool Holder	Spacer	Inserts
Call For Details	MBS SDA4 IT02 IC	12	4	35	8	MBG...B02	MBZ ST 02...	SD. 4... / SX. 4...
Call For Details	MBS SDA6 IT02 IC	15	6	38	8	MBG...B02	MBZ ST 02...	SD. 6... / SX. 6...
Call For Details	MBS SDA8 IT02 IC	18	8	40	8	MBG...B02	MBZ ST 02...	SD. 8... / SX. 8...
Call For Details	MBS SDA4 IT05 IC	12	4	35	8	MBG...B05	MBZ ST 05...	SD. 4... / SX. 4...



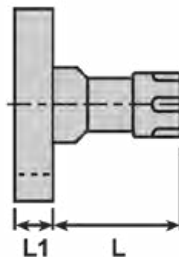
$$l = l_0 + 11$$

$$l_0 = l - L_2$$



MBS...E - Collet Holders

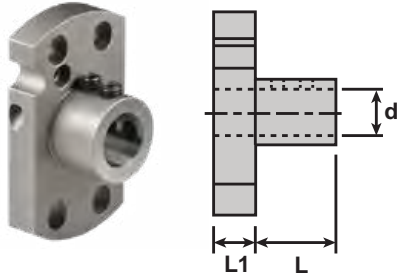
Item No.	Description	L	L ₁	Shank	Spacer	ER Collet
Call For Details	MBS E08 20 C02	20	8	MBG...B02	MBZ ST 02...	ER08
Call For Details	MBS E08 30 C02	30	8	MBG...B02	MBZ ST 02...	ER08
7005-137599	MBS E11 25 C02	25	8	MBG...B02	MBZ ST 02...	ER11
Call For Details	MBS E11 35 C02	35	8	MBG...B02	MBZ ST 02...	ER11
Call For Details	MBS E16 25 C02	25	8	MBG...B02	MBZ ST 02...	ER16
7005-137775	MBS E16 35 C02	35	8	MBG...B02	MBZ ST 02...	ER16
7005-192962	MBS E20 35 C02	35	8	MBG...B02	MBZ ST 02...	ER20
7005-138840	MBS E20 45 C02	45	8	MBG...B02	MBZ ST 02...	ER20
Call For Details	MBS E08 20 C05	20	8	MBG...B05	MBZ ST 05...	ER08
Call For Details	MBS E08 30 C05	30	8	MBG...B05	MBZ ST 05...	ER08
Call For Details	MBS E11 25 C05	25	8	MBG...B05	MBZ ST 05...	ER11
Call For Details	MBS E11 35 C05	35	8	MBG...B05	MBZ ST 05...	ER11
Call For Details	MBS E08 20 C90	20	7	MBG...B90	MBZ ST 90...	ER08
Call For Details	MBS E08 30 C90	30	7	MBG...B90	MBZ ST 90...	ER08
Call For Details	MBS E11 25 C90	25	7	MBG...B90	MBZ ST 90...	ER11
Call For Details	MBS E11 35 C90	35	7	MBG...B90	MBZ ST 90...	ER11
Call For Details	MBS E16 25 C90	25	7	MBG...B90	MBZ ST 90...	ER16
Call For Details	MBS E16 35 C90	35	7	MBG...B90	MBZ ST 90...	ER16
Call For Details	MBS E20 25 C90	25	7	MBG...B90	MBZ ST 90...	ER20
Call For Details	MBS E20 35 C90	35	7	MBG...B90	MBZ ST 90...	ER20



Perfectly center tools on machines without Y-axis adjustability!

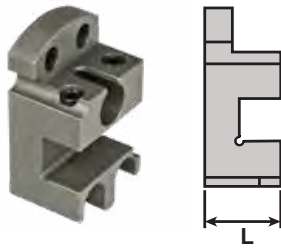
MBS...IT - ID Turning Tool Holders

Item No.	Description	d	L	L ₁	Tool Holder	Spacer
7005-147354	MBS 10 IT02	10	13	8	MBG...B02	MBZ ST 02...
Call For Details	MBS 12 IT02	12	13	8	MBG...B02	MBZ ST 02...
Call For Details	MBS 14 IT02	14	13	8	MBG...B02	MBZ ST 02...
Call For Details	MBS 10 IT05	10	13	8	MBG...B05	MBZ ST 05...
7005-147341	MBS 10 IT90	10	14	7	MBG...B90	MBZ ST 90...
Call For Details	MBS 12 IT90	12	13	7	MBG...B90	MBZ ST 90...



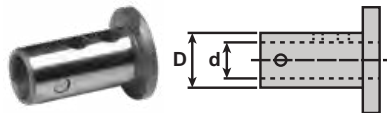
MBS... - OD Turning Tool Holders

Item No.	Description	L	Tool Holder	Spacer	Type
7005-137591	MBS 090 1212 T02	35	MBG...B02	MBZ ST 02...	12x12
7005-147336	MBS 090 1212 T90	35	MBG...B90	MBZ ST 90...	12x12



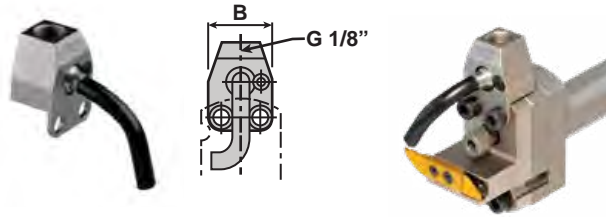
MBR...Reduction Sleeve

Item No.	Description	D	d
Call For Details	MBR D10-02	10	2
Call For Details	MBR D10-03	10	3
Call For Details	MBR D10-04	10	4
Call For Details	MBR D10-05	10	5
Call For Details	MBR D10-06	10	6
Call For Details	MBR D10-07	10	7
Call For Details	MBR D10-08	10	8
Call For Details	MBR D12-04	12	4
Call For Details	MBR D12-05	12	5
Call For Details	MBR D12-06	12	6
Call For Details	MBR D12-07	12	7
Call For Details	MBR D12-08	12	8
Call For Details	MBR D12-09	12	9
Call For Details	MBR D12-10	12	10



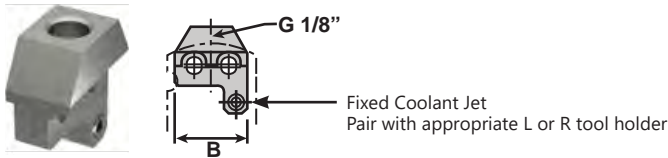
MBK... - CoolFlex Coolant Jet

Item No.	Description	B	Tool Holder	Spacer	Insert Module	Coolant Fittings
7005-129791	MBK Cool Flex	22.3	MBG...B02	MBZ ST 02...	MBS...02	0°: P/N 4005-000104 45°: P/N 4005-000105 90°: P/N 4005-000106



MBK... - CoolFix

Left Hand		Right Hand		Dimensions & Features				
Item No.	Description	Item No.	Description	B	Tool Holder	Spacer	Insert Module	Coolant Fittings
Call For Details	MBK Cool Fix L	Call For Details	MBK Cool Fix R	28	MBG...B02	MBZ ST 02...	MBS...02	0°: P/N 4005-000104 45°: P/N 4005-000105 90°: P/N 4005-000106




MBZ... - Spacer Module

Item No.	Description	L ₁	Tool Holder	Insert Module
7005-127602	MBZ ST 02-10	10	MBG...B02	MBS...02
7005-127603	MBZ ST 02-20	20	MBG...B02	MBS...02
7005-169702	MBZ ST 02-20 IC	20	MBG...B02	MBS...02 IC
7005-127694	MBZ ST 02-25	25	MBG...B02	MBS...02
Call For Details	MBZ ST 02-25 IC	25	MBG...B02	MBS...02 IC
7005-127604	MBZ ST 02-30	30	MBG...B02	MBS...02
Call For Details	MBZ ST 02-30 IC	30	MBG...B02	MBS...02 IC
7005-137587	MBZ ST 05-10	10	MBG...B05	MBS...05
7005-137588	MBZ ST 05-20	20	MBG...B05	MBS...05
7005-147352	MBZ ST 90-10	10	MBG...B90	MBS...90
7005-147356	MBZ ST 90-20	20	MBG...B90	MBS...90
Call For Details	MBZ ST 90-20 IC	20	MBG...B90	MBS...90 IC
Call For Details	MBZ ST 90-25 IC	25	MBG...B90	MBS...90 IC
7005-147357	MBZ ST 90-30	30	MBG...B90	MBS...90

MBA... - Adjuster Sheet

Item No.	Description	L ₁	Tool Holder	Insert Module
7005-147302	MBA 02-05	10	MBG...B02	MBS...05
7005-119991	MBA 06-02 *	20	MBG...B06	MBS...02

* Included with basic holders MBG...B06



Torx Screws



Item No.	Description	Fits Holders...	Description	Dimension
7005-127518	MSP 25060 T08	CC06, DC07, TC11, VC11, VP10, 1600	Torx T8 Screw	M2x6 T08
7005-129060	MSP 25070 T08	1600...4	Torx T8 Screw	M2.5x7 T08
7005-126197	MSP 25090 T08	1600...6, 1600...8	Torx T8 Screw	M2.5x9 T08
7005-127530	MSP 30073 T08	3000-08..., 3000...A	Torx T8 Screw	M3x7.3 T08
7005-043902	MSP 30090 T08	3000	Torx T8 Screw	M3x9 T08
7005-127527	MSP 35110 T15	CC09, DC11	Torx T15 Screw	M3.5x11 T15
7005-127592	MSP UNC 540120 T10	16ER	Torx T10 Screw	M3x12 T10

L-Bracket



Item No.	Description	Dimension	Description
7005-147359	MSP A0808 T02	8x8	L-Piece for MBS 090 1212 T02
7005-137592	MSP A1010 T02	10x10	L-Piece for MBS 090 1212 T02

Clamping Screw



Item No.	Description	Dimension	Description
7005-129886	MSP 60100 IB3	M6x10 DIN913	Clamping Screw For MBS 090 1212 T02

Shim Screw




Item No.	Description	Inserts
7005-127593	MSP UNC 540070 T10	16ER

Eccentric Height Adjustment Bolt



Item No.	Description	Description
7005-127509	MBV E04	Eccentric Adjustment Bolt

Anvil



Item No.	Description	Inserts
Call For Details	YE3	16ER

Mini Height Adjustment Bolt



Item No.	Description	Description
7005-147363	MBV E05	Mini Adjustment Bolt

Flat-Head Socket Cap Screw



Item No.	Description	Dimension
7005-147366	MSP M306	M3x6 DIN7991
7005-147759	MSP M308	M3x8 DIN7991

Socket Head Screw



Item No.	Description	Dimension
7005-147364	MSP M412	M4x12 DIN912
7005-147365	MSP M420	M4x20 DIN912
7005-147361	MSP M435	M4x35 DIN912
7005-147360	MSP M440	M4x40 DIN912
7005-147760	MSP M445	M4x45 DIN912
7005-147761	MSP M450	M4x50 DIN912
7005-127513	MSP M516	M5x16 DIN912
7005-127510	MSP M525	M5x25 DIN912
7005-127511	MSP M535	M5x35 DIN912
7005-127512	MSP M545	M5x45 DIN912

Elastic Washer



Item No.	Description	Dimension
7005-147362	MSP US-4	M4/4.3/10/0.6
7005-127514	MSP US-5	M5/5.3/9.2/0.45

Cylindrical Pin



Item No.	Description	Dimension	Description
7005-127515	MSP ZS612	Ø6 _{h6} x12 DIN6325	
7005-127516	MSP ZS625	Ø6 _{h6} x25 DIN6325	For Spacer MBZ ST 02-10
7005-127590	MSP ZS635	Ø6 _{h6} x35 DIN6325	For Spacer MBZ ST 02-20
7005-127591	MSP ZS645	Ø6 _{h6} x45 DIN6325	For Spacer MBZ ST 02-30

Coolant Fittings - MBK CoolFlex Adaptor



Item No.	Description	Size	Manifold Pos.
4005-000104	FIT-MICRO-4x2-00	Staight 0° 1/4" JIC to 1/8 BSPP	Input
4005-000105	FIT-MICRO-4x2-45	Staight 45° 1/4" JIC to 1/8 BSPP	Input
4005-000106	FIT-MICRO-4x2-90	Staight 90° 1/4" JIC to 1/8 BSPP	Input



High Performance Thread Whirling

Thread whirling is a fast & accurate method of producing long threaded parts on a Swiss-type machine. By employing more cutting teeth, the GenSwiss/UTILIS whirling system greatly enhances productivity by allowing increased speeds and feeds while maintaining rigid finish qualities required by the medical implant industry.

- Whirling Rings
- Whirling Inserts
- Whirling Attachments
- Available In Live Tooling



TYPE-A xModular-System

- Whirling ring reduces setup time
- $\pm 0.005\text{mm}$ guaranteed concentricity
- Interchangeable 2-part system



TYPE-B Mono-System

- Compact single component System
- $\pm 0.005\text{mm}$ guaranteed concentricity



TYPE-C QuickChange-System

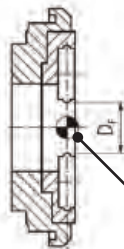
- Similar to type-A, but ring is rotated to insert or remove
- $\pm 0.005\text{mm}$ guaranteed concentricity



High Pressure Coolant required for adequate chip evacuation in 12 insert configuration



**For Whirling Attachments
See Live Tooling Pg. 296 - 297**



Optional Whirling Rings with advanced or recessed center position are available. Visit genswiss.com or call us for details

Double edge indexable inserts provide excellent tool life

Inserts repeat within .0004"



Custom precision thread forms can be generated in a single pass from barstock diameter

Available in several pocket configurations up to 12 inserts


Increased surface finish and improved thread quality can be achieved by minimizing cut interruption and vibration



Dummy inserts protect the unused insert slots, keeping them particle free and maintaining accuracy when occupied by a threading insert

Whirling Inserts
Pg. 271 - 273

4,6, and 8mm
Insert Widths

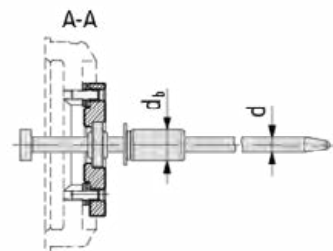
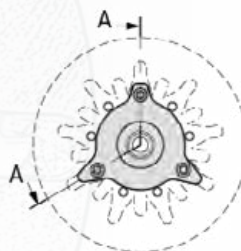


**Keep Your Whirling
Ring On-center**

Centering Device

Item No.	Description	DF	d	d _b	z
7005-127516	MWV06 07 402000	6	4	6,8,10	7
Call For Details	MWV06 00 402000	6	4	6,8,10	9, 12
Call For Details	MWV12 00 402000	12	4	6,8,10	9, 12
Call For Details	MWV15 00 402000	15	4	6,8,10	9, 12
Call For Details	MWV25 00 402000	25	4	6,8,10	9, 12

- DF Flight Circle
- d Needle Diameter
- d_b Guide Bushing Diameter
- z Number Of Whirling Ring Pockets



Type-A Thread Whirling Rings



Cutter Rings for PCM Thread Whirling Attachments

Live Tool Manufacturer	Spindle Model	Machine Make	Flight Circle	# of Insert Pockets	Ring OD	Whirling Rings	Item No.
	TOR-DE10-W15	TORNOS	6mm	7	42mm	MWT06 164 4242 115 07	6510-119103
			6mm	9	42mm	MWT06 164 4242 115 09	6510-139860
	TOR-DE20-W15-II	TORNOS	6mm	9	57mm	MWT06 164 4057 105 09	6510-149484
			8mm	9	57mm	MWT08 164 4057 105 09	Call For Details
			12mm	9	57mm	MWT12 164 4057 105 09	6510-139454
			15mm	9	57mm	MWT15 164 4057 105 09	6510-139898
			15mm	12	57mm	MWT15 164 4057 105 12	6510-119023
	TOR-DE13-W15	TORNOS	8mm	9	55mm	MWT06 164 4055 103 09	Call For Details
	TOR-DE20-W15	TORNOS	8mm	9	55mm	MWT08 164 4055 103 09	Call For Details
	TOR-GW-TDM-D13	TORNOS	12mm	9	55mm	MWT12 164 4055 103 09	6510-139823
	CIT-LSW-101	CITIZEN	12mm	12	55mm	MWT12 164 4055 103 12	6510-139822
	CIT-GSW-261-000	CITIZEN	15mm	9	55mm	MWT15 164 4055 103 09	Call For Details
			15mm	12	55mm	MWT15 164 4055 103 12	Call For Details
	CIT-KSW-101-000	CITIZEN	12mm	3	46mm	MWT12 164 4046 115 03	Call For Details
	CIT-LSW-101-L20-000	CITIZEN	12mm	9	46mm	MWT12 164 4046 115 09	6510-119397
	CIT-LSW-215-000	CITIZEN	12mm	12	46mm	MWT12 164 4046 115 12	6510-119398
	CIT-LSW-424-15	CITIZEN	15mm	9	46mm	MWT15 164 4046 115 09	Call For Details
	CIT-LSW-424-II	CITIZEN					
	CIT-MSW-101-000	CITIZEN					
	CIT-SPW-1220	CITIZEN					
	CIT-GSW-251-PR- 1-A SR20J-W20-3D	CITIZEN STAR	6mm	9	40mm	MWT06 164 4040 111 09	Call For Details
			12mm	9	40mm	MWT12 164 4040 111 09	Call For Details
			12mm	12	40mm	MWT12 164 4040 111 12	Call For Details
			15mm	9	40mm	MWT15 164 4040 111 09	Call For Details
			6mm	9	45mm	MWT06 164 4045 120 09	Call For Details
	SR20J-W20-3D	STAR	8mm	9	45mm	MWT08 164 4045 120 09	Call For Details
			12mm	9	45mm	MWT12 164 4045 120 09	6510-138887
			12mm	12	45mm	MWT12 164 4045 120 12	6510-138888
			15mm	9	45mm	MWT15 164 4045 120 09	6510-219892
	CIT-LSW-420	CITIZEN	12mm	3	46mm	MWT12 164 4546 155 03	Call For Details
			12mm	9	46mm	MWT12 164 4546 155 09	Call For Details
			12mm	12	46mm	MWT12 164 4546 155 12	Call For Details
			15mm	9	46mm	MWT15 164 4546 155 09	Call For Details
	CIT-LSW-424-000	CITIZEN	12mm	3	46mm	MWT12 164 3546 169 03	6505-149047
			12mm	9	46mm	MWT12 164 3546 169 09	6510-137876
			12mm	12	46mm	MWT12 164 3546 169 12	6510-137568
			15mm	9	46mm	MWT15 164 3546 169 09	Call For Details
	SV20-W15	STAR	8mm	9	55mm	MWT08 164 4555 130 09	Call For Details
			12mm	9	55mm	MWT12 164 4555 130 09	Call For Details
			12mm	12	55mm	MWT12 164 4555 130 12	Call For Details
			12mm	9	55mm	MWT15 164 4555 130 09	Call For Details
			15mm	12	55mm	MWT15 164 4555 130 12	Call For Details
	CIT-BSW-215 NEX-NESA-32-000	CITIZEN NEXT TURN	6mm	9	46mm	MWT06 164 4046 172 09	Call For Details
			8mm	9	46mm	MWT08 164 4046 172 09	Call For Details
			12mm	9	46mm	MWT12 164 4046 172 09	6510-139491
			12mm	12	46mm	MWT12 164 4046 172 12	6510-139452
			15mm	9	46mm	MWT15 164 4046 172 09	6510-119214
			15mm	12	46mm	MWT15 164 4046 172 12	6510-119215

PCM
All PCM Live
Tools Are
Available From
GenSwiss

Type-A Thread Whirling Rings



Cutter Rings for OEM Machine Tool Attachments

Live Tool Manufacturer	Spindle Model	Machine Make	Flight Circle	# of Insert Pockets	Ring OD	Whirling Rings	Item No.	
STAR	10159-00	STAR	6mm	9	46mm	MWT06 164 3346 165 09	Call For Details	
			8mm	9	46mm	MWT08 164 3346 165 09	Call For Details	
			12mm	9	46mm	MWT12 164 3346 165 09	6510-149746	
			12mm	12	46mm	MWT12 164 3346 165 12	Call For Details	
			15mm	09	46mm	MWT15 164 3346 165 09	Call For Details	
			15mm	12	46mm	MWT15 164 3346 165 12	Call For Details	
	0M171-00	STAR	6mm	9	40mm	MWT06 164 4040 111 09	Call For Details	
			101-72-00	12mm	9	40mm	MWT12 164 4040 111 09	Call For Details
			421-73-00	12mm	12	40mm	MWT12 164 4040 111 12	Call For Details
			431-72-00	15mm	9	40mm	MWT15 164 4040 111 09	Call For Details
			541-78-00	6mm	9	45mm	MWT06 164 4045 120 09	Call For Details
			581-71	8mm	9	45mm	MWT08 164 4045 120 09	Call For Details
			591-72-00	12mm	9	45mm	MWT12 164 4045 120 09	6510-138887
			661-72-00	12mm	12	45mm	MWT12 164 4045 120 12	6510-138888
			681-72-00	15mm	9	45mm	MWT15 164 4045 120 09	6510-219892
			7.074.191	12mm	9	45mm	MWT15 164 4045 120 09	6510-219892
	7.076.225	12mm	9	45mm	MWT15 164 4045 120 09	6510-219892		
	7.170.882	15mm	9	45mm	MWT15 164 4045 120 09	6510-219892		
	7.073.586	STAR	12mm	9	44mm	MWT12 164 4044 135 09	Call For Details	
			7.073.590	12mm	12	44mm	MWT12 164 4044 135 12	6510-139177
			7.073.671	15mm	12	44mm	MWT15 164 4044 135 12	6510-139178
TSUGAMI	3268-Y271 3263-Y480 3234-Y342 UZ 3234-Y342 GUZ	TSUGAMI	6mm	9	65mm	MWT06 164 5265 166 09	Call For Details	
			8mm	9	65mm	MWT08 164 5265 166 09	Call For Details	
			15mm	9	65mm	MWT15 164 5265 166 09	Call For Details	
			15mm	12	65mm	MWT15 164 5265 166 12	Call For Details	
	3281-Y451 3268-Y452 3268-Y453 3268-Y454 3268-Y455	TSUGAMI	6mm	9	52mm	MWT06 164 5252 160 09	Call For Details	
			8mm	9	52mm	MWT08 164 5252 160 09	Call For Details	
			12mm	9	52mm	MWT12 164 5252 160 09	6510-119430	
			12mm	12	52mm	MWT12 164 5252 160 12	6510-119431	
			15mm	9	52mm	MWT15 164 5252 160 09	Call For Details	
			15mm	12	52mm	MWT15 164 5252 160 12	Call For Details	
			15mm	12	52mm	MWT15 164 5252 160 12	Call For Details	
260448	TORNOS	12mm	12	M50	MWT12 164 44M50 120 12	6510-119145		
305217 305218	TORNOS	6mm	7	42mm	MWT06 164 4242 115 07	6510-119103		
		6mm	9	42mm	MWT06 164 4242 115 09	6510-139860		
199223, 306101, 306432, 307087, 398541, 418302, 472088, 992381, 1013013, 3281-Y691, 462-2365, 462-2370	TORNOS	6mm	9	57mm	MWT06 164 4057 105 09	6510-149484		
		8mm	9	57mm	MTW08 164 4057 105 09	Call For Details		
		12mm	9	57mm	MWT12 164 4057 105 09	6510-139454		
		15mm	9	57mm	MWT15 164 4057 105 09	6510-139898		
		15mm	12	57mm	MWT15 164 4057 105 12	6510-119023		
306279 306281 417627	TORNOS	6mm	9	67mm	MWT06 164 5067 120 09	Call For Details		
		8mm	9	67mm	MWT08 164 5067 120 09	Call For Details		
		15mm	9	67mm	MWT15 164 5067 120 09	Call For Details		
		15mm	12	67mm	MWT15 164 5067 120 12	Call For Details		
462-2360	TORNOS	6mm	9	50mm	MWT06 164 4050 105 09	Call For Details		
		8mm	9	50mm	MWT08 164 4050 105 09	Call For Details		
		12mm	9	50mm	MWT12 164 4050 105 09	6510-119244		
		12mm	12	50mm	MWT12 164 4050 105 12	6510-119245		
		15mm	9	50mm	MWT15 164 4050 105 09	6510-119246		
		15mm	12	50mm	MWT15 164 4050 105 12	6510-119247		

Additional thread whirling rings available. Visit www.genswiss.com for more information.

Type-A Thread Whirling Rings



Cutter Rings for After Market Machine Tool Attachments

Live Tool Manufacturer	Spindle Model	Machine Make	Flight Circle	# of Insert Pockets	Ring OD	Whirling Rings	Item No.		
MADAULA	CZ.035.C16	CITIZEN	12mm	3	46mm	MWT12 164 3546 169 03	6505-149047		
			12mm	9	46mm	MWT12 164 3546 169 09	6510-137876		
			12mm	12	46mm	MWT12 164 3546 169 12	6510-137568		
			15mm	9	46mm	MWT15 164 3546 169 09	Call For Details		
	ST.035.34 P.035.00049 1110.00037	STAR	6mm	9	40mm	MWT06 164 4040 111 09	Call For Details		
			12mm	9	40mm	MWT12 164 4040 111 09	Call For Details		
			12mm	12	40mm	MWT12 164 4040 111 12	Call For Details		
			15mm	9	40mm	MWT15 164 4040 111 09	Call For Details		
	1110.00037	STAR	6mm	9	45mm	MWT06 164 4045 120 09	Call For Details		
			12mm	9	45mm	MWT12 164 4045 120 09	6510-138887		
			12mm	12	45mm	MWT12 164 4045 120 12	6510-138888		
			15mm	9	45mm	MWT15 164 4045 120 09	6510-219892		
	P.035.00064 1110.00054	STAR	6mm	9	50mm	MWT06 164 4050 135 09	Call For Details		
			8mm	9	50mm	MWT08 164 4050 135 09	Call For Details		
			12mm	9	50mm	MWT12 164 4050 135 09	Call For Details		
			12mm	12	50mm	MWT12 164 4050 135 12	6510-119756		
	P.035.00022	STAR	15mm	9	50mm	MWT15 164 4050 135 09	Call For Details		
			15mm	12	50mm	MWT15 164 4050 135 12	Call For Details		
			6mm	9	67mm	MWT06 164 5067 120 09	Call For Details		
			8mm	9	67mm	MWT08 164 5067 120 09	Call For Details		
	999.00444 CZ.035.L16/L20 CZ.035.L25/L35 DE.035.13/15 P.035.00002 P.035.00004 P.035.00010 P.035.00014 P.035.00023 P.035.00062 P.035.00067 TS.035.S205-15	CITIZEN CITIZEN TORNOS HANWHA HANWHA HANWHA HANWHA HANWHA HANWHA HANWHA TSUGAMI	15mm	9	67mm	MWT15 164 5067 120 09	Call For Details		
			15mm	12	67mm	MWT15 164 5067 120 12	Call For Details		
			6mm	9	55mm	MWT06 164 4055 103 09	Call For Details		
			8mm	9	55mm	MWT08 164 4055 103 09	Call For Details		
			12mm	9	55mm	MWT12 164 4055 103 09	6510-139823		
			12mm	12	55mm	MWT12 164 4055 103 12	6510-139822		
			15mm	9	55mm	MWT15 164 4055 103 09	Call For Details		
			15mm	12	55mm	MWT15 164 4055 103 12	Call For Details		
			DE.035.S20	TORNOS	12mm	9	48mm	MWT12 164 4548 145 09	6510-119287
			HW.035.STL	HANWHA	15mm	9	48mm	MWT15 164 4548 145 09	6510-119434
			HW.035.XD2	HANWHA	15mm	12	48mm	MWT15 164 4548 145 12	6510-119435
			P.035.00010	HANWHA					
P.035.00014	HANWHA								
CZ.035.M12/M16	CITIZEN	12mm	3	46mm	MWT12 164 4046 130 03	Call For Details			
CZ.035.M20/M32T	CITIZEN	12mm	9	46mm	MWT12 164 4046 130 09	6510-000116			
P.035.00063	HANWHA	12mm	12	46mm	MWT12 164 4046 130 12	6510-000109			
1110.00055		15mm	12	46mm	MWT15 164 4046 130 12	Call For Details			

Additional thread whirling rings available. Visit www.genswiss.com for more information.

Type-A Thread Whirling Rings



Cutter Rings for After Market Machine Tool Attachments

Live Tool Manufacturer	Spindle Model	Machine Make	Flight Circle	# of Insert Pockets	Ring OD	Whirling Rings	Item No.	
JARVIS	LTR0128	CITIZEN	6mm	9	53mm	MWT06 164 4053 121 09	Call For Details	
	LTR0132	CITIZEN	8mm	9	53mm	MWT08 164 4053 121 09	Call For Details	
	LTR0139	CITIZEN	12mm	9	53mm	MWT12 164 4053 121 09	6510-137869	
	LTR0168	CITIZEN	12mm	12	53mm	MWT12 164 4053 121 12	6510-137868	
	LTR0183	CITIZEN	15mm	09	53mm	MWT15 164 4053 121 09	Call For Details	
	CHS-1B6		15mm	12	53mm	MWT15 164 4053 121 12	Call For Details	
			6mm	9	46mm	MWT06 164 3746 121 09	Call For Details	
	LTR0131	CITIZEN	8mm	9	46mm	MWT08 164 3746 121 09	Call For Details	
	LTR0169	CITIZEN	12mm	9	46mm	MWT12 164 3746 121 09	6510-137744	
	LTR0170	CITIZEN	12mm	12	46mm	MWT12 164 3746 121 12	6510-119191	
	CHS-2B6		15mm	09	46mm	MWT15 164 3746 121 09	Call For Details	
			15mm	12	46mm	MWT15 164 3746 121 12	Call For Details	
	WTO	419900001-44	STAR	12mm	9	44mm	MWT12 164 4044 135 09	Call For Details
		419900002-44	STAR	12mm	12	44mm	MWT12 164 4044 135 12	6510-139177
419900005-44		STAR	15mm	12	44mm	MWT15 164 4044 135 12	6510-139178	
			6mm	9	46mm	MWT06 164 4046 240 09	Call For Details	
			6mm	9	46mm	MWT06 164 4046 300 09	Call For Details	
			12mm	9	46mm	MWT12 164 4046 240 09	6510-139891	
			12mm	9	46mm	MWT12 164 4046 300 09	Call For Details	
419900001-44		STAR	12mm	12	46mm	MWT12 164 4046 240 12	6510-139890	
			12mm	12	46mm	MWT12 164 4046 300 12	Call For Details	
			15mm	15	46mm	MWT15 164 4046 240 09	6510-149328	
			15mm	15	46mm	MWT15 164 4046 300 09	Call For Details	
			15mm	15	46mm	MWT15 164 4046 240 12	6510-149364	
			15mm	15	46mm	MWT15 164 4046 300 12	Call For Details	

Additional thread whirling rings available. Visit www.genswiss.com for more information.

Type-B Thread Whirling Rings



Cutter Rings for PCM Thread Whirling Attachments

Live Tool Manufacturer	Spindle Model	Machine Make	Flight Circle	# of Insert Pockets	Ring OD	Whirling Rings	Item No.
PCM All PCM Live Tools Are Available From GenSwiss	STA-E20-WI-000	STAR	6mm	7	35	MWT06 164 2035 165 07	6510-119007
	CIT-GSW-101-000	CITIZEN	6mm	9	35	MWT06 164 2035 165 09	6510-138657
	CIT-LSW-515-000	CITIZEN	12mm	9	45	MWT12 164 4045 100 09	Call For Details
	CIT-LSW-515-PR	CITIZEN					

Cutter Rings for OEM Machine Tool Attachments

Live Tool Manufacturer	Spindle Model	Machine Make	Flight Circle	# of Insert Pockets	Ring OD	Whirling Rings	Item No.
Citizen	BTW-1000	CITIZEN	12mm	9	47mm	MWT12 164 3347 145 09	6510-000115
	BTW-2000		12mm	9	47mm	MWT12 164 3347 145 12	6510-138034
	BTW-5000		12mm	12	47mm	MWT12 166 3347 145 09	6510-219591
	BTW-6000		12mm	9	47mm	MWT12 166 3347 145 12	Call For Details
	BTW-3000		12mm	12	47mm	MWT12 168 3347 145 09	6510-149537
	BTW-3100		12mm	9	46mm	MWT12 164 2546 070 09	6510-119980
	BTW-4000		12mm	12	46mm	MTW12 164 2546 070 12	Call For Details
STAR	7.073.590	STAR	12mm	9	44mm	MWT12 164 4044 100 09	6510-119460
			12mm	12	44mm	MWT12 164 4044 100 12	6510-119463
	7.074.260 7.079.555	STAR	12mm	9	53mm	MWT12 164 4253 310 09	6510-119900
			12mm	12	53mm	MWT12 164 4253 310 12	6510-119901
TORNOS	307232	TORNOS	6mm	7	51mm	MWT06 164 3151 200 07	6510-149100
	386251		6mm	9	51mm	MWT06 164 3151 200 09	6510-149101
	398856						
	417165 417174						
	418212 570952	TORNOS	12mm	9	41mm	MWT12 164 M1441 440 09	6510-149750
DMG	2123031	DMG	12mm	9	49mm	MWT12 164 4249 120 09	6510-119676
	2647002						
	2723028						
	2858071						

Cutter Rings for After Market Machine Tool Attachments

Live Tool Manufacturer	Spindle Model	Machine Make	Flight Circle	# of Insert Pockets	Ring OD	Whirling Rings	Item No.
Madaula	CZ.035.K12/K16	CITIZEN	6mm	7	35mm	MWT06 164 2035 165 07	6510-119007
			6mm	9	35mm	MWT06 164 2035 165 09	6510-138657
WTO	419900000-00/-25/-32/-35/-39 /-40/-46/-50/-55/ 419900001-00/-32/-35 419900002-30/-32/-34/-55 419900003-30/-32/-50 419900004-30/-32 419900005-30/44 419900006-30 419900007-30/-44 419900008-44 419900009-30 419900000-45, 419900001-46 419900002-35, 419900003-34, 419900003-35, 419900005-32, 419900006-32, 419900007-32, 419900010-30, 419900010-44, 419900011-30, 419900011-44, 419900012-30, 419900013-30, TN762006		12mm	9	44mm	MWT12 164 4244 105 09	6510-119351
			12mm	12	44mm	MWT12 164 4244 105 12	6510-119012
			6mm	7	56mm	MWT06 164 5456 125 07	6510-149501
			6mm	9	56mm	MWT06 164 5456 125 09	6510-149502
			12mm	9	56mm	MWT12 164 5456 125 09	6510-149503
			12mm	12	56mm	MWT12 164 5456 125 12	6510-149504
			15mm	9	56mm	MWT15 164 5456 125 09	6510-149505
			15mm	12	56mm	MWT15 164 5456 125 12	6510-149506
			25mm	9	56mm	MWT25 164 5456 125 09	6510-149507
			25mm	12	56mm	MWT25 164 5456 125 12	6510-149508

Type-C Thread Whirling Rings



Cutter Rings for PCM Thread Whirling Attachments

Live Tool Manufacturer	Spindle Model	Machine Make	Flight Circle	# of Insert Pockets	Ring OD	Whirling Rings	Item No.
PCM All PCM Live Tools Are Available From GenSwiss	LSW-215-000	CITIZEN	12mm	9	60mm	MWT12 164 4060 130 09 QC	Call For Details
			12mm	12	60mm	MWT12 164 4060 130 12 QC	6510-119986
	LSW-424-000	CITIZEN	12mm	3	46mm	MWT12 164 3546 169 03 QC	Call For Details
			6mm	7	38mm	MWT06 164 252838 120 07	Call For Details
	GSW-210	CITIZEN	6mm	9	38mm	MWT06 164 252838 120 09	6510-219374
			6mm	7	36mm	MWT06 164 2536 126 07	Call For Details
SR-10J-GSW-010	STAR	6mm	9	36mm	MWT06 164 2536 126 09	6510-149654	

Cutter Rings for OEM Machine Tool Attachments

Live Tool Manufacturer	Spindle Model	Machine Make	Flight Circle	# of Insert Pockets	Ring OD	Whirling Rings	Item No.
TORNOS	306101	TORNOS	6mm	7	57mm	MWT06 164 4057 105 07 QC	Call For Details
			6mm	9	57mm	MWT06 164 4057 105 09 QC	Call For Details
			8mm	9	57mm	MWT08 164 4057 105 09 QC	Call For Details
			12mm	9	57mm	MWT12 164 4057 105 09 QC	Call For Details
			12mm	12	57mm	MWT12 164 4057 105 12 QC	Call For Details
			15mm	9	57mm	MWT15 164 4057 105 09 QC	Call For Details
			15mm	12	57mm	MWT15 164 4057 105 12 QC	Call For Details

Special Thread Whirling Holders For Non Swiss Machines

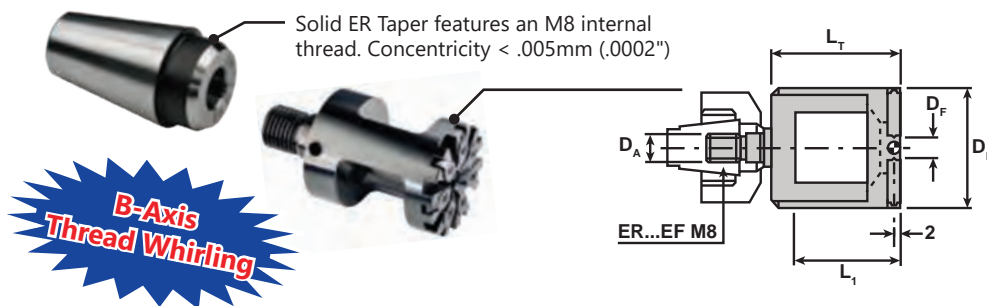
Whirling Tool For ER Style Live Spindles

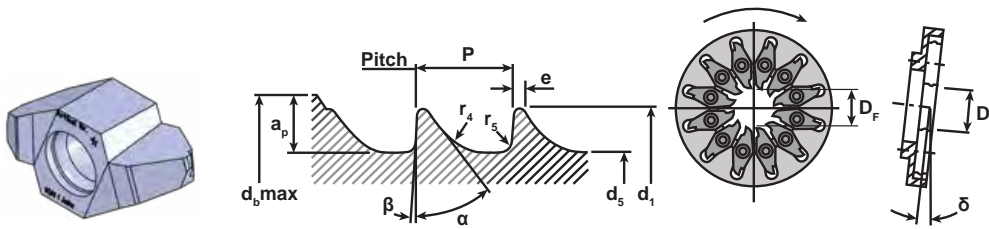
Item No.	Description	D _F	D _A	D _K	z*	L _T	L ₁
6510-119512	MWT06 164 0400 07	6	M8	35	7	44	32.5

z*: Number of Teeth

Threaded Solid ER Style Collets

Threaded ER Collets	ER	Thread
ER16 EF M8	16	M8
ER20 EF M8	20	M8
ER25 EF M8	25	M8



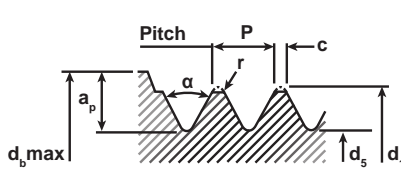


ISO Spec. Buttress Thread Form (MWI... HA/HB... VP)

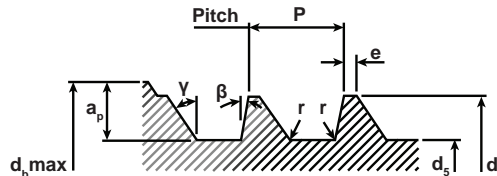
D_f = Flight Circle

Item No.	Description	ISO 5835	D_f	d_1	d_s	tol	P	δ	e	r_4	r_5	α	β	a_p	d_b Max Stock \varnothing	Coating
Call For Details	MWI06 164 HA1.5 VP UHM20 HPX	HA1.5	6	1.5	1.1	0/-0.1	0.50	7.3°	0.1	0.3	0.1	35°	3°	3	7.0	UHM 20 HPX
6505-119046	MWI06 164 HA1.5 VP UHM30 HX	HA1.5	6	1.5	1.1	0/-0.1	0.50	7.3°	0.1	0.3	0.1	35°	3°	3	7.0	UHM 30 HX
Call For Details	MWI06 164 HA2.0 VP UHM20 HPX	HA2.0	6	2.0	1.3	0/-0.1	0.60	6.9°	0.1	0.4	0.2	35°	3°	3	7.0	UHM 20 HPX
6505-119047	MWI06 164 HA2.0 VP UHM30 HX	HA2.0	6	2.0	1.3	0/-0.1	0.60	6.9°	0.1	0.4	0.2	35°	3°	3	7.0	UHM 30 HX
Call For Details	MWI06 164 HA2.7 VP UHM20 HPX	HA2.7	6	2.7	1.9	0/-0.1	1.00	8.1°	0.1	0.6	0.2	35°	3°	3	7.5	UHM 20 HPX
6505-119053	MWI06 164 HA2.7 VP UHM30 HX	HA2.7	6	2.7	1.9	0/-0.1	1.00	8.1°	0.1	0.6	0.2	35°	3°	3	7.5	UHM 30 HX
Call For Details	MWI12 164 HA1.5 VP UHM20 HPX	HA1.5	12	1.5	1.1	0/-0.1	0.50	7.3°	0.1	0.3	0.1	35°	3°	4	9.0	UHM 20 HPX
Call For Details	MWI12 164 HA1.5 VP UHM30 HX	HA1.5	12	1.5	1.1	0/-0.1	0.50	7.3°	0.1	0.3	0.1	35°	3°	4	9.0	UHM 30 HX
Call For Details	MWI12 164 HA2.0 VP UHM20 HPX	HA2.0	12	2.0	1.3	0/-0.1	0.60	6.9°	0.1	0.4	0.1	35°	3°	4	9.0	UHM 20 HPX
Call For Details	MWI12 164 HA2.0 VP UHM30 HX	HA2.0	12	2.0	1.3	0/-0.1	0.60	6.9°	0.1	0.4	0.1	35°	3°	4	9.0	UHM 30 HX
Call For Details	MWI12 164 HA2.7 VP UHM20 HPX	HA2.7	12	2.7	1.9	0/-0.15	1.00	8.1°	0.1	0.6	0.2	35°	3°	4	9.5	UHM 20 HPX
6505-119778	MWI12 164 HA2.7 VP UHM30 HX	HA2.7	12	2.7	1.9	0/-0.15	1.00	8.1°	0.1	0.6	0.2	35°	3°	4	9.5	UHM 30 HX
6505-149150	MWI12 164 HA3.5 VP UHM20 HPX	HA3.5	12	3.5	2.4	0/-0.15	1.25	7.9°	0.1	0.8	0.2	35°	3°	4	10.0	UHM 20 HPX
Call For Details	MWI12 164 HA3.5 VP UHM30 HX	HA3.5	12	3.5	2.4	0/-0.15	1.25	7.9°	0.1	0.8	0.2	35°	3°	4	10.0	UHM 30 HX
Call For Details	MWI12 164 HA4.0 VP UHM20 HPX	HA4.0	12	4.0	2.9	0/-0.15	1.50	8.1°	0.1	0.8	0.2	35°	3°	4	10.5	UHM 20 HPX
6505-139033	MWI12 164 HA4.0 VP UHM30 HX	HA4.0	12	4.0	2.9	0/-0.15	1.50	8.1°	0.1	0.8	0.2	35°	3°	4	10.5	UHM 30 HX
Call For Details	MWI12 164 HA4.5 VP UHM20 HPX	HA4.5	12	4.5	3.0	0/-0.15	1.75	8.6°	0.1	1.0	0.3	35°	3°	4	11.0	UHM 20 HPX
Call For Details	MWI12 164 HA4.5 VP UHM30 HX	HA4.5	12	4.5	3.0	0/-0.15	1.75	8.6°	0.1	1.0	0.3	35°	3°	4	11.0	UHM 30 HX
Call For Details	MWI12 164 HA5.0 VP UHM20 HPX	HA5.0	12	5.0	3.5	0/-0.15	1.75	7.6°	0.2	1.0	0.3	35°	3°	4	11.0	UHM 20 HPX
Call For Details	MWI12 164 HA5.0 VP UHM30 HX	HA5.0	12	5.0	3.5	0/-0.15	1.75	7.6°	0.2	1.0	0.3	35°	3°	4	11.0	UHM 30 HX
6505-219339	MWI12 164 HB4.0 VP UHM20 HPX	HB4.0	12	4.0	1.9	0/-0.15	1.75	11.0°	0.1	0.8	0.3	25°	5°	4	9.5	UHM 20 HPX
6505-149055	MWI12 164 HB4.0 VP UHM30 HX	HB4.0	12	4.0	1.9	0/-0.15	1.75	11.0°	0.1	0.8	0.3	25°	5°	4	9.5	UHM 30 HX
Call For Details	MWI12 164 HB6.5 VP UHM20 HPX	HB6.5	12	6.5	3.0	0/-0.15	2.75	10.6°	0.2	1.2	0.8	25°	5°	4	11.0	UHM 20 HPX
Call For Details	MWI12 164 HB6.5 VP UHM30 HX	HB6.5	12	6.5	3.0	0/-0.15	2.75	10.6°	0.2	1.2	0.8	25°	5°	4	11.0	UHM 30 HX

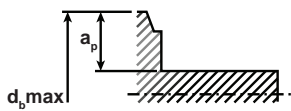
Also Available...



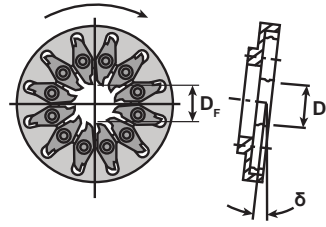
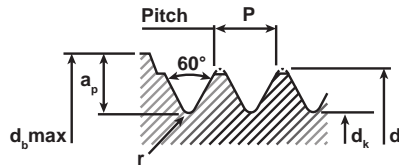
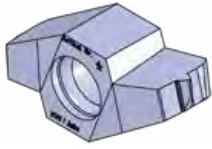
HC Profiles ISO 9268



HD Profiles ISO 9268



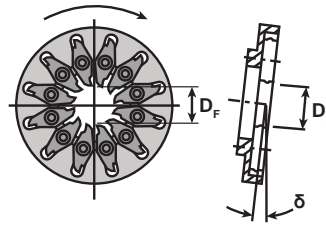
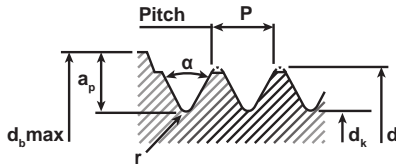
Cylindrical Whirling



ISO / DIN Spec Metric Threads

D_F = Flight Circle


Item No.	Description	ISO DIN13	D_F	d	d_k	P	δ	r	a_p	d_b Max Stock \emptyset	Coating
Call For Details	MWI06 164 M1.4 VP UHM20 HPX	M1.4	6	1.4	1.012	0.30	4.53°	.033	3	6.5	UHM 20 HPX
6505-119343	MWI06 164 M1.4 VP UHM30 HX	M1.4	6	1.4	1.012	0.30	4.53°	.033	3	6.5	UHM 30 HX
Call For Details	MWI06 164 M1.6 VP UHM20 HPX	M1.6	6	1.6	1.151	0.35	4.63°	.041	3	7.0	UHM 20 HPX
6505-119303	MWI06 164 M1.6 VP UHM30 HX	M1.6	6	1.6	1.151	0.35	4.63°	.041	3	7.0	UHM 30 HX
Call For Details	MWI06 164 M2x0.25 VP UHM20 HPX	M2x0.25	6	2.0	1.693	0.25	2.50°	.036	3	7.5	UHM 20 HPX
6505-119208	MWI06 164 M2x0.25 VP UHM30 HX	M2x0.25	6	2.0	1.693	0.25	2.50°	.036	3	7.5	UHM 30 HX
Call For Details	MWI06 164 M2 VP UHM20 HPX	M2	6	2.0	1.509	0.40	4.17°	.048	3	7.0	UHM 20 HPX
6505-119087	MWI06 164 M2 VP UHM30 HX	M2	6	2.0	1.509	0.40	4.17°	.048	3	7.0	UHM 30 HX
Call For Details	MWI06 164 M3x0.35 VP UHM20 HPX	M3x0.35	6	3.0	2.571	0.35	2.30°	.051	3	8.5	UHM 20 HPX
6505-119089	MWI06 164 M3x0.35 VP UHM30 HX	M3x0.35	6	3.0	2.571	0.35	2.30°	.051	3	8.5	UHM 30 HX
Call For Details	MWI06 164 M3 VP UHM20 HPX	M3	6	3.0	2.387	0.50	3.39°	.062	3	8.0	UHM 20 HPX
6505-139167	MWI06 164 M3 VP UHM30 HX	M3	6	3.0	2.387	0.50	3.39°	.062	3	8.0	UHM 30 HX
Call For Details	MWI12 164 M1.6 VP UHM20 HPX	M1.6	12	1.6	1.151	0.35	4.63°	.041	4	9.0	UHM 20 HPX
6505-119301	MWI12 164 M1.6 VP UHM30 HX	M1.6	12	1.6	1.151	0.35	4.63°	.041	4	9.0	UHM 30 HX
Call For Details	MWI12 164 M2x0.25 VP UHM20 HPX	M2x0.25	12	2.0	1.693	0.25	2.50°	.036	4	9.5	UHM 20 HPX
Call For Details	MWI12 164 M2x0.25 VP UHM30 HX	M2x0.25	12	2.0	1.693	0.25	2.50°	.036	4	9.5	UHM 30 HX
Call For Details	MWI12 164 M2 VP UHM20 HPX	M2	12	2.0	1.509	0.40	4.17°	.048	4	9.0	UHM 20 HPX
6505-139166	MWI12 164 M2 VP UHM30 HX	M2	12	2.0	1.509	0.40	4.17°	.048	4	9.0	UHM 30 HX
Call For Details	MWI12 164 M2.5 VP UHM20 HPX	M2.5	12	2.5	1.928	0.45	3.70°	.055	4	9.5	UHM 20 HPX
6505-119459	MWI12 164 M2.5 VP UHM30 HX	M2.5	12	2.5	1.928	0.45	3.70°	.055	4	9.5	UHM 30 HX
Call For Details	MWI12 164 M3x0.35 VP UHM20 HPX	M3x0.35	12	3.0	2.571	0.35	2.30°	.051	4	10.5	UHM 20 HPX
Call For Details	MWI12 164 M3x0.35 VP UHM30 HX	M3x0.35	12	3.0	2.571	0.35	2.30°	.051	4	10.5	UHM 30 HX
Call For Details	MWI12 164 M3 VP UHM20 HPX	M3	12	3.0	2.387	0.50	3.39°	.062	4	10.0	UHM 20 HPX
6505-119204	MWI12 164 M3 VP UHM30 HX	M3	12	3.0	2.387	0.50	3.39°	.062	4	10.0	UHM 30 HX
Call For Details	MWI12 164 M3.5 VP UHM20 HPX	M3.5	12	3.5	2.744	0.60	3.50°	.077	4	8.5	UHM 20 HPX
6505-119633	MWI12 164 M3.5 VP UHM30 HX	M3.5	12	3.5	2.744	0.60	3.50°	.077	4	8.5	UHM 30 HX
Call For Details	MWI12 164 M4x0.35 VP UHM20 HPX	M4x0.35	12	4.0	3.387	0.35	2.50°	.072	4	11.0	UHM 20 HPX
Call For Details	MWI12 164 M4x0.35 VP UHM30 HX	M4x0.35	12	4.0	3.387	0.35	2.50°	.072	4	11.0	UHM 30 HX
Call For Details	MWI12 164 M4 VP UHM20 HPX	M4	12	4.0	3.141	0.70	3.58°	.091	4	11.0	UHM 20 HPX
6505-139165	MWI12 164 M4 VP UHM30 HX	M4	12	4.0	3.141	0.70	3.58°	.091	4	11.0	UHM 30 HX
Call For Details	MWI12 164 M5x0.5 VP UHM20 HPX	M5x0.5	12	5.0	4.387	0.50	1.90°	.072	4	12.0	UHM 20 HPX
Call For Details	MWI12 164 M5x0.5 VP UHM30 HX	M5x0.5	12	5.0	4.387	0.50	1.90°	.072	4	12.0	UHM 30 HX
Call For Details	MWI12 164 M5 VP UHM20 HPX	M5	12	5.0	4.019	0.80	3.24°	.105	4	11.5	UHM 20 HPX
6505-139168	MWI12 164 M5 VP UHM30 HX	M5	12	5.0	4.019	0.80	3.24°	.105	4	11.5	UHM 30 HX
Call For Details	MWI12 164 M6x0.75 VP UHM20 HPX	M6x.075	12	6.0	5.080	0.75	2.50°	.108	4	13.0	UHM 20 HPX
Call For Details	MWI12 164 M6x0.75 VP UHM30 HX	M6x.075	12	6.0	5.080	0.75	2.50°	.108	4	13.0	UHM 30 HX
Call For Details	MWI12 164 M6 VP UHM20 HPX	M6	12	6.0	4.773	1.00	3.39°	.134	4	12.5	UHM 20 HPX
6505-139169	MWI12 164 M6 VP UHM30 HX	M6	12	6.0	4.773	1.00	3.39°	.134	4	12.5	UHM 30 HX
Call For Details	MWI12 164 M7 VP UHM20 HPX	M7	12	7.0	5.753	1.00	2.86°	.134	4	13.5	UHM 20 HPX
Call For Details	MWI12 164 M7 VP UHM30 HX	M7	12	7.0	5.753	1.00	2.86°	.134	4	13.5	UHM 30 HX
Call For Details	MWI12 164 M8x0.75 VP UHM20 HPX	M8x0.75	12	8.0	7.080	0.75	1.80°	.108	4	15.0	UHM 20 HPX
Call For Details	MWI12 164 M8x0.75 VP UHM30 HX	M8x0.75	12	8.0	7.080	0.75	1.80°	.108	4	15.0	UHM 30 HX
Call For Details	MWI12 164 M8 VP UHM20 HPX	M8	12	8.0	6.466	1.30	3.15°	.170	4	14.0	UHM 20 HPX
6505-139171	MWI12 164 M8 VP UHM30 HX	M8	12	8.0	6.466	1.30	3.15°	.170	4	14.0	UHM 30 HX
Call For Details	MWI12 164 M8x1.0 VP UHM20 HPX	M8x1	12	8.0	6.773	1.00	2.50°	.144	4	14.5	UHM 20 HPX
Call For Details	MWI12 164 M8x1.0 VP UHM30 HX	M8x1	12	8.0	6.773	1.00	2.50°	.144	4	14.5	UHM 30 HX
Call For Details	MWI12 164 M10x0.75 VP UHM20 HPX	M10x0.75	12	10.0	9.080	0.75	1.40°	.108	4	17.0	UHM 20 HPX
Call For Details	MWI12 164 M10x0.75 VP UHM30 HX	M10x0.75	12	10.0	9.080	0.75	1.40°	.108	4	17.0	UHM 30 HX
Call For Details	MWI12 164 M10x1.0 VP UHM20 HPX	M10x1.0	12	10.0	8.773	1.00	1.90°	.144	4	16.5	UHM 20 HPX
Call For Details	MWI12 164 M10x1.0 VP UHM30 HX	M10x1.0	12	10.0	8.773	1.00	1.90°	.144	4	16.5	UHM 30 HX
Call For Details	MWI12 164 M10x1.25 VP UHM20 HPX	M10x1.25	12	10.0	8.466	1.25	2.50°	.180	4	16.0	UHM 20 HPX
Call For Details	MWI12 164 M10x1.25 VP UHM30 HX	M10x1.25	12	10.0	8.466	1.25	2.50°	.180	4	16.0	UHM 30 HX
Call For Details	MWI12 164 M10 VP UHM20 HPX	M10	12	10.0	8.160	1.50	3.01°	.207	4	16.0	UHM 20 HPX
6505-119363	MWI12 164 M10 VP UHM30 HX	M10	12	10.0	8.160	1.50	3.01°	.207	4	16.0	UHM 30 HX



UNC & UNF Threads

D_F = Flight Circle

TPI (P)	Item No.	Description	D_F	d	d_k	δ	r	a	a_p	d_b Max Stock \varnothing	Coating
16 TPI	Call For Details	MWI12 164 3/8-16UNC VP UHM20 HPX	12	.375in	.298in	3.39°	.0086in	60°	4	17.0	UHM 20 HPX
16 TPI	6505-149280	MWI12 164 3/8-16UNC VP UHM30 HX	12	.375in	.298in	3.39°	.0086in	60°	4	17.0	UHM 30 HX
18 TPI	Call For Details	MWI12 164 5/16-18UNC VP UHM20 HPX	12	.313in	.244in	3.63°	.0076in	60°	4	15.5	UHM 20 HPX
18 TPI	Call For Details	MWI12 164 5/16-18UNC VP UHM30 HX	12	.313in	.244in	3.63°	.0076in	60°	4	15.5	UHM 30 HX
20 TPI	Call For Details	MWI12 164 1/4-20UNC VP UHM20 HPX	12	.250in	.188in	4.16°	.0068in	60°	4	14.0	UHM 20 HPX
20 TPI	6505-219578	MWI12 164 1/4-20UNC VP UHM30 HX	12	.250in	.188in	4.16°	.0068in	60°	4	14.0	UHM 30 HX
24 TPI	Call For Details	MWI12 164 10-24UNC VP UHM20 HPX	12	.190in	.138in	4.62°	.0056in	60°	4	12.5	UHM 20 HPX
24 TPI	6505-149272	MWI12 164 10-24UNC VP UHM30 HX	12	.190in	.138in	4.62°	.0056in	60°	4	12.5	UHM 30 HX
24 TPI	Call For Details	MWI12 164 12-24UNC VP UHM20 HPX	12	.216in	.164in	3.99°	.0056in	60°	4	13.0	UHM 20 HPX
24 TPI	Call For Details	MWI12 164 12-24UNC VP UHM30 HX	12	.216in	.164in	3.99°	.0056in	60°	4	13.0	UHM 30 HX
24 TPI	Call For Details	MWI12 164 5/16-24UNF VP UHM20 HPX	12	.312in	.261in	2.65°	.0056in	60°	4	15.5	UHM 20 HPX
24 TPI	Call For Details	MWI12 164 5/16-24UNF VP UHM30 HX	12	.312in	.261in	2.65°	.0056in	60°	4	15.5	UHM 30 HX
24 TPI	Call For Details	MWI12 164 3/8-24UNF VP UHM20 HPX	12	.375in	.323in	2.18°	.0056in	60°	4	17.5	UHM 20 HPX
24 TPI	6505-119663	MWI12 164 3/8-24UNF VP UHM30 HX	12	.375in	.323in	2.18°	.0056in	60°	4	17.5	UHM 30 HX
28 TPI	Call For Details	MWI12 164 1/4-28UNF VP UHM20 HPX	12	.250in	.205in	2.86°	.0047in	60°	4	14.0	UHM 20 HPX
28 TPI	6505-119659	MWI12 164 1/4-28UNF VP UHM30 HX	12	.250in	.205in	2.86°	.0047in	60°	4	14.0	UHM 30 HX
28 TPI	Call For Details	MWI12 164 12-28UNF VP UHM20 HPX	12	.216in	.171in	3.36°	.0047in	60°	4	11.0	UHM 20 HPX
28 TPI	6505-119657	MWI12 164 12-28UNF VP UHM30 HX	12	.216in	.171in	3.36°	.0047in	60°	4	11.0	UHM 30 HX
32 TPI	Call For Details	MWI12 164 06-32UNC VP UHM20 HPX	12	.138in	.099in	4.8°	.0041in	60°	4	11.0	UHM 20 HPX
32 TPI	6505-149270	MWI12 164 06-32UNC VP UHM30 HX	12	.138in	.099in	4.8°	.0041in	60°	4	11.0	UHM 30 HX
32 TPI	Call For Details	MWI12 164 08-32UNC VP UHM20 HPX	12	.164in	.125in	3.94°	.0041in	60°	4	12.0	UHM 20 HPX
32 TPI	Call For Details	MWI12 164 08-32UNC VP UHM30 HX	12	.164in	.125in	3.94°	.0041in	60°	4	12.0	UHM 30 HX
32 TPI	Call For Details	MWI12 164 10-32UNF VP UHM20 HPX	12	.190in	.151in	3.34°	.0041in	60°	4	10.5	UHM 20 HPX
32 TPI	6505-119655	MWI12 164 10-32UNF VP UHM30 HX	12	.190in	.151in	3.34°	.0041in	60°	4	10.5	UHM 30 HX
36 TPI	Call For Details	MWI12 164 08-36UNF VP UHM20 HPX	12	.164in	.129in	3.45°	.0036in	60°	4	12.0	UHM 20 HPX
36 TPI	6505-119653	MWI12 164 08-36UNF VP UHM30 HX	12	.164in	.129in	3.45°	.0036in	60°	4	12.0	UHM 30 HX
40 TPI	Call For Details	MWI12 164 04-40UNC VP UHM20 HPX	12	.112in	.081in	4.73°	.0032in	60°	4	10.5	UHM 20 HPX
40 TPI	6505-149266	MWI12 164 04-40UNC VP UHM30 HX	12	.112in	.081in	4.73°	.0032in	60°	4	10.5	UHM 30 HX
40 TPI	Call For Details	MWI12 164 05-40UNC VP UHM20 HPX	12	.125in	.094in	4.17°	.0032in	60°	4	11.0	UHM 20 HPX
40 TPI	Call For Details	MWI12 164 05-40UNC VP UHM30 HX	12	.125in	.094in	4.17°	.0032in	60°	4	11.0	UHM 30 HX
40 TPI	Call For Details	MWI12 164 06-40UNF VP UHM20 HPX	12	.138in	.106in	3.72°	.0032in	60°	4	11.0	UHM 20 HPX
40 TPI	6505-119651	MWI12 164 06-40UNF VP UHM30 HX	12	.138in	.106in	3.72°	.0032in	60°	4	11.0	UHM 30 HX
44 TPI	Call For Details	MWI12 164 05-44UNF VP UHM20 HPX	12	.125in	.096in	3.74°	.0028in	60°	4	11.0	UHM 20 HPX
44 TPI	6505-119649	MWI12 164 05-44UNF VP UHM30 HX	12	.125in	.096in	3.74°	.0028in	60°	4	11.0	UHM 30 HX
48 TPI	Call For Details	MWI12 164 03-48UNC VP UHM20 HPX	12	.099in	.073in	4.42°	.0026in	60°	4	10.0	UHM 20 HPX
48 TPI	Call For Details	MWI12 164 03-48UNC VP UHM30 HX	12	.099in	.073in	4.42°	.0026in	60°	4	10.0	UHM 30 HX
48 TPI	Call For Details	MWI12 164 04-48UNF VP UHM20 HPX	12	.112in	.085in	3.84°	.0025in	60°	4	10.5	UHM 20 HPX
48 TPI	Call For Details	MWI12 164 04-48UNF VP UHM30 HX	12	.112in	.085in	3.84°	.0025in	60°	4	10.5	UHM 30 HX
56 TPI	Call For Details	MWI12 164 02-56UNC VP UHM20 HPX	12	.086in	.063in	4.35°	.0022in	60°	4	10.0	UHM 20 HPX
56 TPI	6505-119840	MWI12 164 02-56UNC VP UHM30 HX	12	.086in	.063in	4.35°	.0022in	60°	4	10.0	UHM 30 HX
56 TPI	Call For Details	MWI12 164 03-56UNF VP UHM20 HPX	12	.099in	.076in	3.71°	.0021in	60°	4	10.0	UHM 20 HPX
56 TPI	6505-119647	MWI12 164 03-56UNF VP UHM30 HX	12	.099in	.076in	3.71°	.0021in	60°	4	10.0	UHM 30 HX
64 TPI	Call For Details	MWI12 164 01-64UNC VP UHM20 HPX	12	.073in	.053in	4.51°	.0019in	60°	4	9.5	UHM 20 HPX
64 TPI	Call For Details	MWI12 164 01-64UNC VP UHM30 HX	12	.073in	.053in	4.51°	.0019in	60°	4	9.5	UHM 30 HX
64 TPI	Call For Details	MWI12 164 02-64UNF VP UHM20 HPX	12	.086in	.066in	4.90°	.0018in	60°	4	9.5	UHM 20 HPX
64 TPI	6505-119645	MWI12 164 02-64UNF VP UHM30 HX	12	.086in	.066in	4.90°	.0018in	60°	4	9.5	UHM 30 HX
72 TPI	Call For Details	MWI12 164 01-72UNF VP UHM20 HPX	12	.072in	.055in	3.95°	.0016in	60°	4	9.5	UHM 20 HPX
72 TPI	6505-119643	MWI12 164 01-72UNF VP UHM30 HX	12	.072in	.055in	3.95°	.0016in	60°	4	9.5	UHM 30 HX
80 TPI	Call For Details	MWI12 164 00-80UNF VP UHM20 HPX	12	.060in	.044in	4.38°	.0014in	60°	4	9.0	UHM 20 HPX
80 TPI	6505-119641	MWI12 164 00-80UNF VP UHM30 HX	12	.060in	.044in	4.38°	.0014in	60°	4	9.0	UHM 30 HX



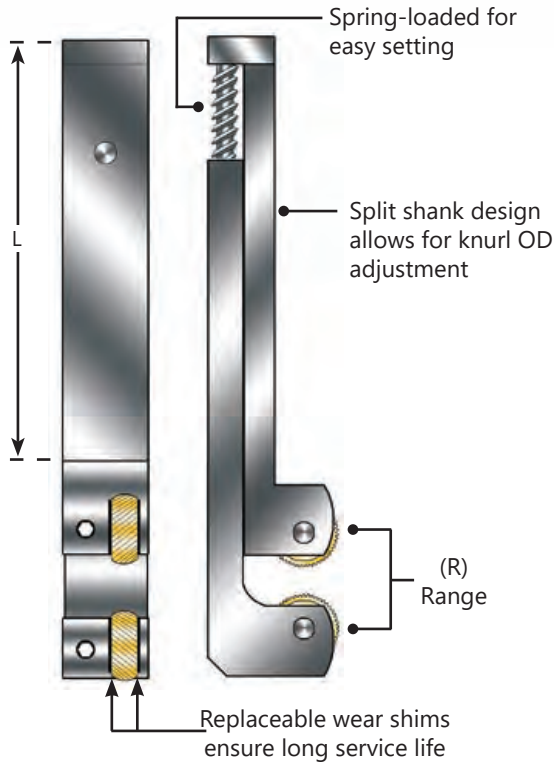
COMPACT STRADDLE KNURL HOLDERS

for small parts

- Create perfect knurls
- Eliminates workpiece deflection
- Low interference

Specifically designed for Swiss-type machines; our low profile straddle knurl holders keep interference to a minimum within the tooling envelope of most machines while ensuring adjacent tool positions are available to maximize tooling capacity.

Item No.	Description	Shank	L	R	Wheel Dimensions
2040-000107	KHS-2BPR-375.1	.375in	2.7in	.0-.394in	5/16in x 1/8in x 5/32in
2040-000110	KHS-2EPR-500.3	.500in	3.24in	0-.750in	1/2in x 3/16in x 3/16in
2040-000111	KHS-2EPR-625.3	.625in	3.24in	0-.750in	1/2in x 3/16in x 3/16in



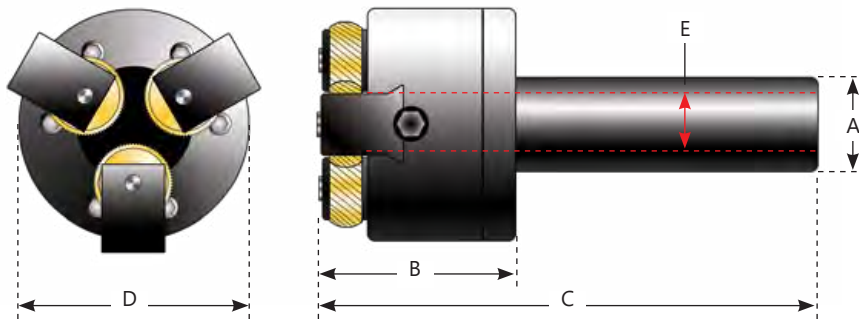
AXIAL FEED KNURL HOLDERS

- Ideal for long knurled parts
- Produce straight or diamond patterns
- Adjustable for a range of part diameters



Compact design makes it ideal for use on screw machines and CNC lathes when axial feed knurling from the turret. Parts are self supported and they can extend through the shank for long jobs. We recommend using CONVEX Knurl Dies with this style Knurl Holder. Can also be adapted for burnishing and internal knurling

Item No.	Description	Knurl Series	Knurl Range	A	B	C	D	E
2035-000100	KHE-3DBP-625	BP	.060 - .475	.625	1.25	3.855	1.75	.390
2035-000101	KHE-3DBP-750			.750	1.25	3.855	1.75	.475
2035-000105	KHE-3DEP-625	EP	.090 - .475	.625	1.25	3.855	1.75	.390
2035-000102	KHE-3DEP-750			.750	1.25	3.855	1.75	.475
2035-000104	KHE-3DGK-750	GK	.140 - .940	.750	1.60	4.90	3.00	.475
2035-000103	KHE-3DGK-1000			1.00	1.60	4.90	3.00	.718



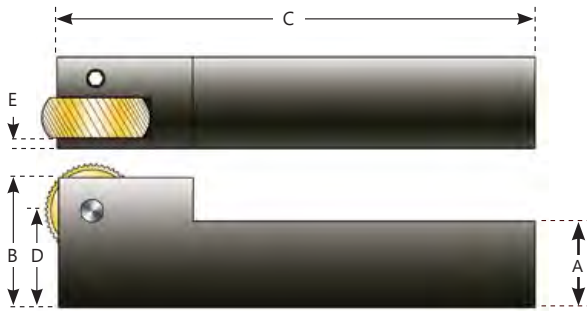
BUMP-STYLE KNURL HOLDERS

Conventional "bump" knurling is a cost effective way to produce knurled features on the outer diameter of parts.

- Carbide axles
- Ground shanks
- Left handed available
- Cost effective



Item No.	Description	Knurl Series	A	B	C	D	E
2025-000100	KHB-1BPR-312	BP	.312	.500	4.0	.312	.050
2025-000101	KHB-1BPR-375		.375	.562	4.0	.375	.050
2025-000103	KHB-1EPR-500	EP	.500	.750	3.5	.500	.090
2025-000105	KHB-1GKR-625	GK	.625	.937	4.0	.625	.090



DOUBLE-DIE BUMP-STYLE KNURL HOLDERS

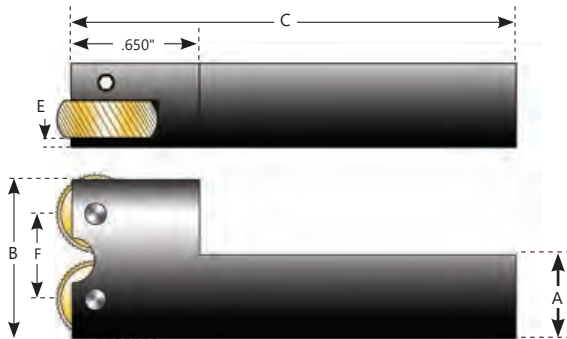
Cost effective solution for producing diamond pattern knurls on Swiss-type machines.

- Carbide axles
- Ground shanks
- Axial feed capability
- Cost effective



Compact Double-Die Bump-Style Knurl Holders

Item No.	Description	Knurl Series	A	B	C	E	F
2025-000106	KHB-2EPR-500	EP	.500	1.0	4.0	.075	.540
2025-000107	KHB-2EPR-625		.625	1.0	4.0	.075	.540



KNURLING WHEELS

Genevieve Swiss offers a full line of precision knurling tools for Swiss-type applications. Optional wheel geometries are available to suit your specific needs. More options are available in addition to what is listed below. Call for details or to discuss applications.



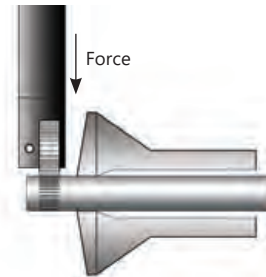
Standard Knurl Dies For Bump Knurling

Knurl Series	Wheel Dimensions	Straight Tooth	30° Right Hand	30° Left Hand	30° Male	30° Female	Available Pitch Teeth Per Inch (TPI)
	OD x ID x Width						
BP	5/16 x 1/8 x 5/32	KDS-BPS0-	KDR-BPR0-	KDL-BPL0-	KDD-BPM0-	KDD-BPF0-	20, 25, 30, 35, 40, 50, 60, 70, 80, 90, 100
EP	1/2 x 3/16 x 3/16	KDS-EPS0-	KDR-EPR0-	KDL-EPL0-	KDD-EPM0-	KDD-EPF0-	16, 20, 25, 30, 32, 35, 40, 50, 80
GK	5/8 x 1/4 x 1/4	KDS-GKS0-	KDR-GKR0-	KDL-GKL0-	KDD-GKM0-	KDD-GKF0-	12, 16, 20, 25, 30, 32, 35, 40, 50, 80
KN	3/4 x 1/4 x 1/4	KDS-KNS0-	KDR-KNR0-	KDL-KNL0-	KDD-KNM0-	KDD-KNF0-	16, 20, 25, 30, 32, 35, 40, 50, 80
KP	3/4 x 3/8 x 1/4	KDS-KPS0-	KDR-KPR0-	KDL-KPL0-	KDD-KPM0-	KDD-KPF0-	8, 10, 12, 14, 16, 20, 21, 25, 30, 33, 35, 40, 50, 60, 70, 80, 100

All Wheels Also Available in DIAMETRAL PITCH Configurations: 64DP, 96DP, 128DP, 160DP



- Precision lapped tooth forms provide superior knurled surfaces
- HSS vacuum hardened to approximately 63 Rockwell C
- Sides and Bore are Finish Ground to Maintain Close Tolerances
- Available Coated on Request



CONVEX Series Knurl Dies For Axial Feeding - Inch

Knurl Series	Wheel Dimensions	Straight Tooth	30° Right Hand	30° Left Hand	Available Pitch Teeth Per Inch (TPI)
	OD x ID x Width				
EPV	1/2 x 3/16 x 3/16	KDS-EPSV-	KDR-EPRV-	KDL-EPLV-	16, 20, 25, 30, 32, 35, 40, 50, 80
GKV	5/8 x 1/4 x 1/4	KDS-GKSV-	KDR-GKRV-	KDL-GKLV-	12, 16, 20, 25, 30, 32, 35, 40, 50, 80
KNV	3/4 x 1/4 x 1/4	KDS-KNSV-	KDR-KNRV-	KDL-KNLV-	16, 20, 25, 30, 32, 35, 40, 50, 80
KPV	3/4 x 3/8 x 1/4	KDS-KPSV-	KDR-KPRV-	KDL-KPLV-	8, 10, 12, 14, 16, 20, 21, 25, 30, 32, 33, 35, 40, 50, 60, 80

All Wheels Also Available in DIAMETRAL PITCH Configurations: 64DP, 96DP, 128DP, 160DP


CONVEX Series Knurl Dies For Axial Feeding - Metric

Knurl Series	Wheel Dimensions	Straight Tooth	30° Right Hand	30° Left Hand	45° Right Hand	45° Left Hand	Available Pitch Metric (mm)
	OD x ID x Width						
MRV	20 x 6 x 6mm	KDS-MRSV-	KDR-MRRV-	KDL-MRLV-	KDR-MRCV-	KDL-MRDV	0.4, 0.5, 0.6, 0.7, 0.8, 1.0, 1.2, 1.5, 1.6, 2.0

Other Coatings Are Available



- Hi-Cobalt HSS treated with ferritic nitrocarburizing is standard on all CONVEX Knurls.
- Full-form convex relief spreads out forces providing smoother finish
- The ULTIMATE knurling die for Swiss-type straddle knurling




Ideal for Axial feeding applications, including Straddle Knurling

Ti-Loc[®] Saw Arbors

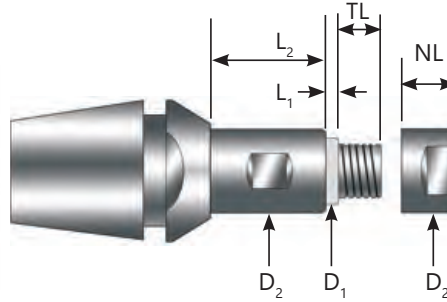


Taper-integrated small tooling provides unparalleled ease of use for advanced productivity!

A BETTER Solution for Slitting Saw Holding.



NEW SIZES Available!



TIR Held to .0002" or Better
 Repeatable Positioning of Saw Edge
 Ground ER Taper and Saw Journal
 Integrated ER Taper For Maximum Rigidity

ER11 Saw Arbors

Item No.	Description	D ₁	D ₂	L ₁	L ₂	NL	TL
4800-000205	SAT-11-3.00-064100	3	6.4	1.27	10	5	5
4800-000206	SAT-11-3.00-064140	3	6.4	1.27	14	5	5
4800-000207	SAT-11-3.00-064190	3	6.4	1.27	19	5	5
4800-000223	SAT-11-3.00-064250	3	6.4	1.27	25	5	5
4800-000208	SAT-11-3.18-064100	.125"	6.4	1.27	10	5	5
4800-000209	SAT-11-3.18-064140	.125"	6.4	1.27	14	5	5
4800-000210	SAT-11-3.18-064190	.125"	6.4	1.27	19	5	5
4800-000224	SAT-11-3.18-064250	.125"	6.4	1.27	25	5	5
4800-000212	SAT-11-4.76-080100	.187"	8	1.27	10	5	6.35
4800-000213	SAT-11-4.76-080140	.187"	8	1.27	14	5	6.35
4800-000214	SAT-11-4.76-080190	.187"	8	1.27	19	5	6.35
4800-000225	SAT-11-4.76-080250	.187"	8	1.27	25	5	6.35
4800-000216	SAT-11-5.00-080100	5	8	1.27	10	5	6.35
4800-000217	SAT-11-5.00-080140	5	8	1.27	14	5	6.35
4800-000218	SAT-11-5.00-080190	5	8	1.27	19	5	6.35
4800-000226	SAT-11-5.00-080250	5	8	1.27	25	5	6.35
4800-000220	SAT-11-6.00-080100	6	8	1.27	10	6.35	8
4800-000221	SAT-11-6.00-080140	6	8	1.27	14	6.35	8
4800-000222	SAT-11-6.00-080190	6	8	1.27	19	6.35	8


ER16 Saw Arbors

Item No.	Description	D ₁	D ₂	L ₁	L ₂	NL	TL
4800-000146	SAT-16-3.00-064180	3	6.35	1.27	18	6.35	6.5
4800-000147	SAT-16-3.00-064240	3	6.35	1.27	24	6.35	6.5
4800-000148	SAT-16-3.18-064180	.125"	6.35	1.27	18	6.35	6.5
4800-000149	SAT-16-3.18-064240	.125"	6.35	1.27	24	6.35	6.5
4800-000151	SAT-16-4.76-095180	.187"	9.53	1.27	18	6.35	6.5
4800-000154	SAT-16-4.76-095240	.187"	9.53	1.27	24	6.35	6.5
4800-000152	SAT-16-5.00-095180	5	9.5	1.27	18	6.35	6.5
4800-000185	SAT-16-5.00-095240	5	9.5	1.27	24	6.35	6.5
4800-000156	SAT-16-6.00-095180	6	9.53	1.27	18	6.35	6.5
4800-000159	SAT-16-6.00-095240	6	9.53	1.27	24	6.35	6.5
4800-000158	SAT-16-6.35-095180	.250"	9.53	1.27	18	6.35	6.5
4800-000162	SAT-16-6.35-095240	.250"	9.53	1.27	24	6.35	6.5
4800-000190	SAT-16-7.94-100180	.312"	10	1.27	18	6.35	6.5
4800-000168	SAT-16-7.94-100240	.312"	10	1.27	24	6.35	6.5
4800-000191	SAT-16-8.00-100180	8	10	1.27	18	6.35	6.5
4800-000186	SAT-16-8.00-100240	8	10	1.27	24	6.35	6.5

ER20 Saw Arbors

Item No.	Description	D ₁	D ₂	L ₁	L ₂	NL	TL
4800-000232	SAT-20-3.00-064180	3	6.35	1.27	18	6.35	6.5
4800-000233	SAT-20-3.00-064300	3	6.35	1.27	30	6.35	6.5
4800-000236	SAT-20-3.18-064180	.125"	6.35	1.27	18	6.35	6.5
4800-000237	SAT-20-3.18-064300	.125"	6.35	1.27	30	6.35	6.5
4800-000242	SAT-20-4.76-095180	.187"	9.53	1.27	18	6.35	7.75
4800-000243	SAT-20-4.76-095300	.187"	9.53	1.27	30	6.35	7.75
4800-000246	SAT-20-5.00-095180	5	9.53	1.27	18	6.35	7.75
4800-000247	SAT-20-5.00-095300	5	9.53	1.27	30	6.35	7.75
4800-000252	SAT-20-6.00-095180	6	9.53	1.27	18	6.35	8.5
4800-000253	SAT-20-6.00-095300	6	9.53	1.27	30	6.35	8.5
4800-000257	SAT-20-6.35-095180	.250"	9.53	1.27	18	6.35	7.75
4800-000258	SAT-20-6.35-095300	.250"	9.53	1.27	30	6.35	7.75
4800-000262	SAT-20-7.94-100180	.312"	9.53	1.27	18	6.35	7.75
4800-000263	SAT-20-7.94-100300	.312"	9.53	1.27	30	6.35	7.75
4800-000266	SAT-20-8.00-100180	8	10	1.27	18	6.35	7.75
4800-000267	SAT-20-8.00-100300	8	10	1.27	30	6.35	7.75
4800-000270	SAT-20-9.52-125180	.375"	12.5	1.27	18	7	9
4800-000271	SAT-20-9.52-125300	.375"	12.5	1.27	30	7	9
4800-000274	SAT-20-10.0-125180	10	12.5	1.27	18	7	9
4800-000275	SAT-20-10.0-125300	10	12.5	1.27	30	7	9

All Ti-Loc Saw Arbors Include
 (2) Saw Clamping Nuts



Nut With Smaller
 Width For Clamping
 Thicker Saws

Standard Nut For
 Clamping Standard
 Saws

Call For Replacement Parts

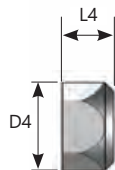
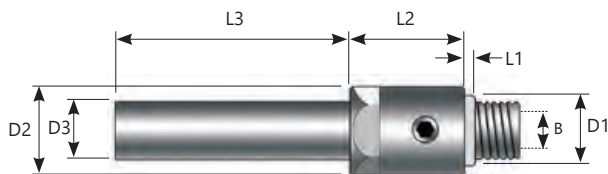
Signature Series Saw Arbors



Ultra Precision Combination Saw Arbors - 5015 Series

GenSwiss ultra precision combination arbors are made from pre hardened material and exemplify what it means to be called "Swiss Precision". The addition of the combined mill or center drill provides additional tool capacity and setup flexibility. TIR measured at less than .0002". Made in the USA.

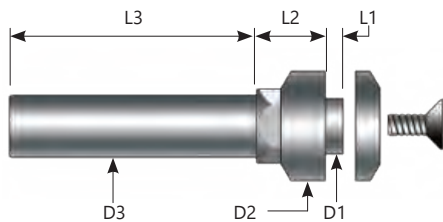
Tool Bore (B)	Hub		Body		Shaft		Nut		Item No.	Description
	D1	L1	D2	L2	D3	L3	D4	L4		
3mm	.2500in	.125in	.375in	.625in	.250in	1.375in	.375in	.375in	5015-000109	SAC-N250-250118
	.3120in	.125in	.375in	.625in	.312in	1.375in	.375in	.375in	5015-000111	SAC-N312-312118
	.3748in	.115in	.500in	.625in	.375in	1.375in	.500in	.374in	5015-000114	SAC-N375-375118
	8mm	3mm	9.5mm	16mm	8mm	35mm	9.5mm	9.5mm	5015-000113	SAC-N315-315118
	10mm	3mm	12.7mm	16mm	10mm	35mm	12.7mm	9.5mm	5015-000115	SAC-N394-394118
.1250in	.2500in	.125in	.375in	.625in	.250in	1.375in	.375in	.375in	5015-000108	SAC-N250-250125
	.3120in	.125in	.375in	.625in	.312in	1.375in	.375in	.375in	5015-000110	SAC-N312-312125
	.3748in	.125in	.500in	.625in	.375in	1.375in	.500in	.374in	5015-000101	SAC-N375-375125
	8mm	3mm	9.5mm	16mm	8mm	35mm	9.5mm	9.5mm	5015-000105	SAC-N315-315125
	10mm	3mm	12.7mm	16mm	10mm	35mm	12.7mm	9.5mm	5015-000106	SAC-N394-394125
.1875in	.3120in	.125in	.375in	.625in	.312in	1.375in	.375in	.375in	5015-000112	SAC-N312-312187
	.3748in	.125in	.500in	.625in	.375in	1.375in	.500in	.374in	5015-000102	SAC-N375-375187
	8mm	3mm	9.5mm	16mm	8mm	35mm	9.5mm	9.5mm	5015-000100	SAC-N315-315187
	10mm	3mm	12.7mm	16mm	10mm	35mm	12.7mm	9.5mm	5015-000103	SAC-N394-394187



Flange Mount Metric Saw Arbors - 5020

These metric flanged saw arbors provide maximum saw balance and stability with the flange mount design. The unique design applies pressure to the outward edge of the flange ensuring the greatest gripping power at the outer most edge to prevent slipping. Uses countersunk screw and flange washer to apply holding force. Measured TIR is less than .0004".

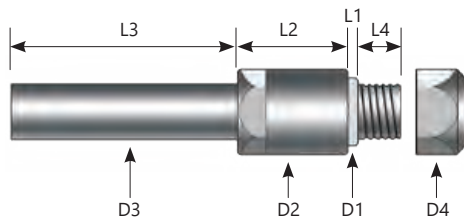
Item No.	Description	D1	L1	D2	L2	D3	L3
5020-000100	SAF-050010-503809-M4F	5.00mm	1.00mm	9.00mm	12.00mm	5.00mm	38.0mm
5020-000101	SAF-050010-703812-M4F	5.00mm	1.00mm	12.00mm	12.00mm	7.00mm	38.0mm
5020-000103	SAF-080016-703818-M5F	8.00mm	1.60mm	18.00mm	13.00mm	7.00mm	38.0mm
5020-000104	SAF-080016-104514-M5F	8.00mm	1.60mm	14.00mm	14.00mm	10.00mm	45.0mm
5020-000105	SAF-080040-104514-M5F	8.00mm	4.00mm	14.00mm	14.00mm	10.00mm	45.0mm
5020-000106	SAF-130025-134522-M6F	13.00mm	2.50mm	22.00mm	16.00mm	13.00mm	45.0mm
5020-000107	SAF-160025-134525-M6F	16.00mm	2.50mm	25.00mm	16.00mm	13.00mm	45.0mm
5021-000002	SAF-095011-042511-C11	9.50mm	1.10mm	11.40mm	19.10mm	4.00mm	25.4mm
5021-000001	SAF-100025-071918-C15	10.00mm	2.50mm	19.00mm	14.00mm	7.00mm	19.0mm
5021-000004	SAF-100025-071918-C18	10.00mm	2.50mm	19.00mm	14.00mm	7.00mm	19.0mm
5021-000005	SAF-130025-071919-C19	13.00mm	2.50mm	19.00mm	14.00mm	7.00mm	19.0mm
5021-000006	SAF-047013-473895-M3F	4.76mm	1.30mm	9.50mm	11.96mm	4.76mm	38.0mm
5021-000007	SAF-063013-633811-M4F	6.35mm	1.30mm	11.40mm	11.96mm	6.35mm	38.0mm
5021-000008	SAF-079016-793816-M5F	7.94mm	1.65mm	15.90mm	13.60mm	7.94mm	38.0mm
5021-000009	SAF-095025-953816-M6F	9.53mm	2.49mm	15.90mm	13.80mm	9.53mm	38.0mm



Basic Metric Saw Arbors - 5030 Series

Economical and ready for use, these pre hardened standard saw arbors provide the average application with a cost effective solution to hold small saws with TIR less than .0005". Made in the USA.

Item No.	Description	D1	L1	D2	L2	D3	L3	D4	L4
5030-000101	SAS-N1970-1970	5mm	3mm	7mm	16mm	5mm	35mm	7mm	8.3mm
5030-000100	SAS-N0507-0738	5mm	3mm	N/A	N/A	7mm	35mm	7mm	8.3mm

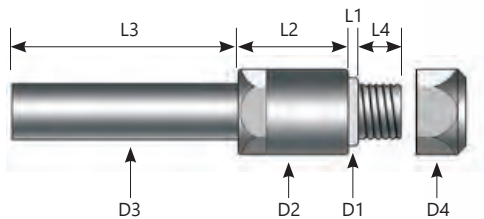


Precision Saw Arbors - 5025 Series

Our most popular style of slitting saw arbor is now available in guaranteed TIR grades of SAS (under .0005" TIR) and SAP (under .0001" TIR). Our SAS arbors are adequate for many applications and are an extremely cost effective method of clamping and holding a carbide slitting saw in your Swiss lathe tool setup. When ULTRA Precision is required, the SAP grade is suggested as they are held to stringent quality standards required by discerning Swiss-type machinists. Made in the USA.

Standard Precision TIR<.0005"		ULTRA Precision TIR<.0001"		D1	L1	D2	L2	D3	L3	D4	L4	Includes Spacer?
5030-000104	SAS-N1250-1250	5025-000102	SAP-N1250-1250	.1248in	.025in	.197in	.500in	.125in	1.0in	.197in	.185in	No
5030-000105	SAS-N1875-1875	5025-000103	SAP-N1875-1875	.1874in	.045in	.315in	.500in	.187in	1.4in	.316in	.305in	No
5030-000106	SAS-N2500-2500	5025-000104	SAP-N2500-2500	.2498in	.045in	.394in	.500in	.250in	1.4in	.394in	.305in	No
5030-000107	SAS-N3125-3125	5025-000105	SAP-N3125-3125	.3124in	.045in	.451in	.500in	.312in	1.4in	.451in	.305in	No
5030-000108	SAS-N3750-3750	5025-000106	SAP-N3750-3750	.3749in	.045in	.500in	.500in	.375in	1.4in	.500in	.305in	No
5030-000109	SAS-N5000-5000	5025-000107	SAP-N5000-5000	.4999in	.052in	.625in	.500in	.500in	1.4in	.625in	.305in	No
		5025-000113	SAPE-N2500-2500-6.0	.2500in	.049in	.453in	.500in	.250in	1.4in	.394in	.349in	Yes

Metric Shanks TIR<.0005"		Metric Shanks TIR<.0001"		D1	L1	D2	L2	D3	L3	D4	L4	Includes Spacer?
5030-000110	SAS-N0500-0500	5025-000100	SAP-N0500-0500	5mm	1.0mm	8.0mm	11.5mm	5mm	38.0mm	8.0mm	6.35mm	No
5030-000111	SAS-N0800-0800	5025-000101	SAP-N0800-0800	8mm	1.2mm	11.5mm	11.3mm	8mm	35.0mm	11.5mm	8.0mm	No
5030-000112	SAS-N1000-1000	5025-000109	SAP-N1000-1000	10mm	1.2mm	13.5mm	16.6mm	10mm	30.0mm	13.5mm	8.0mm	No
		5025-000111	SAPE-N0500-0500-6.0	5mm	1.2mm	8.0mm	12.7mm	5mm	35.6mm	8.0mm	8.85mm	Yes
		5025-000112	SAPE-N0800-0800-6.0	8mm	1.2mm	10.0mm	12.7mm	8mm	35.6mm	11.5mm	8.85mm	Yes



SAPE Arbor Shown.
Included Spacers Allow For
Double Saw Configuration.



Custom Slitting Saw Arbors

GenSwiss has the capability to assist with the engineering and manufacture of special gang slotting arbors that also feature the option of holding an end mill, spot drill or other small round shank rotary tool.

Some features we can provide:

- Spacers for gang slotting with multiple blades.
- Custom hub widths (L1 dim.) for oversize blade thicknesses.
- Optional shank sizes for special applications.



SOLID CARBIDE SAW BLADES

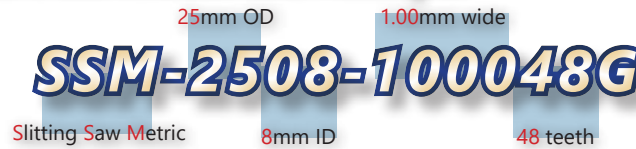
Genevieve Swiss Industries carries a full line of solid carbide slitting saws directly imported from Switzerland. Available from stock in either fine and extra-fine tooth configurations with tooth counts ranging from 40-120 teeth per saw.

Our Solid Carbide Saws Feature:

- Precision ground accuracy
- Superior surface finish
- High tooth count for cutting hard metals
- Hollow ground side clearance
- Full radius, V-cutter, & staggered versions available
- Designed and manufactured to the highest quality & standards



Saw/Blade Nomenclature Example:



Width

Metric Carbide Saws Fine Tooth Configuration

OD ID	15mm	20mm	25mm	25mm	30mm	30mm	40mm
	5mm	5mm	5mm	8mm	5mm	8mm	10mm

0.10mm (.0039in)	64-80	80-100	80-120	80-120	100-160	100-160	100-160
0.15mm (.0059in)	64-80	80-100	80-120	80-120	100-160	100-160	100-160
0.20mm (.0078in)	64-80	80-100	80-120	80-120	100-160	100-160	100-160
0.25mm (.0098in)	64-80	80-100	80-120	80-120	100-160	100-160	100-160
0.30mm (.0118in)	64-80	80-100	80-120	80-120	100-120	100-120	100-160
0.35mm (.0137in)	64-80	80-100	80-120	80-120	100-120	100-120	100-160
0.40mm (.0157in)	80	80-100	80-120	80-120	100-120	100-120	100-160
0.50mm (.0196in)	80	80-100	80-120	80-120	100-120	100-120	100-160
0.55mm (.0216in)	80	80-100	80-120	80-120	100-120	100-120	100-160
0.60mm (.0236in)	80	80-100	80-120	80-120	100-120	100-120	100-160
0.70mm (.0275in)	80	80-100	80-120	80-120	100-120	100-120	100-160
0.80mm (.0314in)	80	80-100	80-100	80-100	100-120	100-120	100-160
0.85mm (.0334in)	80	80-100	80-100	80-100	100-120	100-120	100-160
0.90mm (.0354in)	80	80-100	80-100	80-100	100-120	100-120	100-160
1.00mm (.0393in)	80	80-100	80-100	80-100	100-120	100-120	100-160
1.05mm (.0413in)	80	80-100	80-100	80-100	100-120	100-120	100-160
1.125mm (.0442in)	80	80-100	80-100	80-100	100-120	100-120	100-160
1.15mm (.0452in)	80	80-100	80-100	80-100	100-120	100-120	100-160
1.20mm (.0472in)	80	80-100	80-100	80-100	100-120	100-120	100-160
1.25mm (.0492in)	80	80-100	80-100	80-100	100-120	100-120	100-160
1.30mm (.0511in)	80	80-100	80-100	80-100	100-120	100-120	100-160
1.40mm (.0551in)	80	80-100	80-100	80-100	100-120	100-120	100-160
1.50mm (.0590in)	80	80-100	80-100	80-100	100-120	100-120	100-160
1.60mm (.0629in)	80	80	80-100	80-100	100-120	100-120	100-160
1.70mm (.0669in)	80	80	80-100	80-100	100-120	100-120	100-160
2.00mm (.0787in)	80	80	80-100	80-100	100-120	100-120	100-160
2.20mm (.0866in)	80	80	80-100	80-100	100-120	100-120	100-160
2.50mm (.0984in)	80	80	80-100	80-100	100-120	100-120	100-160
3.00mm (.1181in)	80	80	80-100	80-100	100-120	100-120	100-160

NUMBER OF TEETH

Typical Width Tolerance: +/- .0002in (.005mm)

Metric Carbide Saws Standard Tooth Configuration

OD ID	15mm	20mm	25mm	25mm	30mm	30mm	40mm
	5mm	5mm	5mm	8mm	5mm	8mm	10mm

16-48	20-64	20-80	20-80	30-100	30-100	40-100
16-48	20-64	20-80	20-80	30-100	30-100	40-100
16-48	20-64	20-80	20-80	30-100	30-100	40-100
16-48	20-64	20-80	20-80	30-100	30-100	40-100
16-48	20-64	20-80	20-80	30-100	30-100	40-80
16-48	20-60	20-64	20-64	30-100	30-100	40-80
16-48	20-60	20-64	20-64	30-100	30-100	40-80
16-48	20-60	20-48	20-48	30-100	30-100	40-80
16-40	20-48	20-48	20-48	30-100	30-100	40-80
16-40	20-48	20-48	20-48	30-100	30-100	32-70
16-40	20-48	20-48	20-48	30-100	30-100	32-70
16-40	20-48	20-48	20-48	30-100	30-100	32-70
16-40	20-48	20-48	20-48	30-100	30-100	32-64
16-40	20-48	20-40	20-40	30-100	30-100	32-64
16-32	20-40	20-48	20-48	30-100	30-100	32-64
16-32	20-32	20-48	20-48	30-100	30-100	32-64
16-32	20-32	20-48	20-48	30-100	30-100	32-64
16-32	20-32	20-40	20-40	30-100	30-100	32-64
16-32	20-32	20-40	20-40	30-100	30-100	24-48
16-32	20-32	20-40	20-40	30-100	30-100	24-48
16-32	20-32	20-40	20-40	30-100	30-100	24-48
16-32	20-32	20-40	20-40	24-100	24-100	24-48

NUMBER OF TEETH

Typical Width Tolerance: +/- .0002in (.005mm)

Inch Sized Carbide Saws Coarse Tooth Configuration

OD ID	1/4in	1/2in	5/8in	3/4in	1.00in	1-1/4in
	1/8in	1/8in, 3/16in	1/4in	1/4in or 5/16in	1/4in or 3/8in	5/16in or 3/8in
TEETH	12	14	16	18	20	22

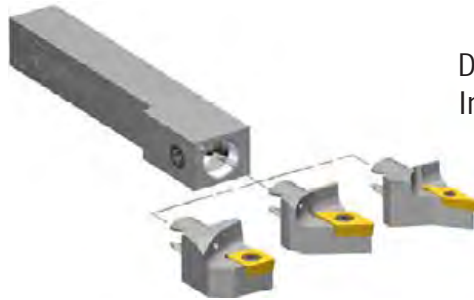
Width Range = .010" - .065"

QUICK CHANGE TOOLING SYSTEM

Insert Modules For KM Quick Change Holders



- Compatible with multidec® CUT 3000 & 1600 & ISO/TOP inserts
- Coolant-thru capable



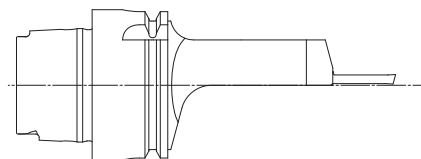
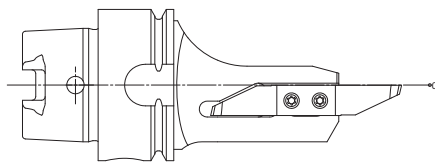
Decreased Setup Times
Increased Tool Capacity

Willemin Macodel & Bumotec

HSK Tool Holders



- Compatible with multidec® CUT 3000 & 1600, ISO/TOP inserts & micro bore tools
- Monoblock tools with interchangeable inserts
- Coolant-thru capable
- Insert positioned on center line




multidec[®] ESCOMATIC

The multidec[®] ESCOMATIC line of tool holders enables the use of multidec[®] 1600 & TOP/ISO series inserts with ESCOMATIC machines. These quick-change holders reduce tool changes to a few minutes. The indexable cutting inserts have two cutting edges, extending tool life.



**ESCO VP
Insert Holder**



escomatic **EC 08**

escomatic **EC 12**

escomatic **NM 64X**

escomatic **NM 6 Flexi**



**ESCO D6
Insert Holder**



escomatic **D6**



**ESCO CUT 1600
Insert Holder**



escomatic **D2/D4/D5**

SWISS SILVER

Signature Series Cutting Oil

Swiss Silver is formulated from a highly refined mineral base oil that is as crystal clear as pure water. Low viscosity makes it perfect for Swiss-type machines and small parts manufacturing as it provides superior penetration on micro parts and better flow to the cutting tool.

- NO STAINING RESINS - Your machine stays cleaner
- HIGH FLASH POINT - Reduces possibility of machine fires
- LOW MIST - Good for high pressure delivery
- LOW VISCOSITY - Reduces air entrapment
- INCREASED VISIBILITY - Easier to see into the machine

Formulated For CNC Swiss-Type Machines

TYPE A - Most Metals TYPE B - Ferrous & Tough Alloys



Swiss Silver Premium - Most Metals

Our standard premium HIGH PERFORMANCE product, ideal for all Swiss-type machines or small parts turning centers. Provides extended tool life in ferrous and non-ferrous applications. Minimal air entrainment reduces misting under medium pressure coolant delivery.

Type	Size	Item No.	Description
A (Most Metals)	55 Gallon	2505-000100	LCO-SS00-A00-MGS
A (Most Metals)	5 Gallon	2505-000107	LCO-SS00-A00-M-5G
B (Ferrous & Tough Alloys)	55 Gallon	2505-000101	LCO-SS00-B00-MGS
B (Ferrous & Tough Alloys)	5 Gallon	2505-000118	LCO-SS00-B00-M-5G



Swiss Silver AB - Aluminum & Brass

Specifically formulated for enhanced surface finish results in aluminum, brass & copper applications. Prevents tarnishing of yellow metals. Features low air entrainment for low mist under medium pressure coolant delivery.

Type	Size	Item No.	Description
Standard	55 Gallon	2505-000102	LCO-SSAB-000-MGS
Standard	5 Gallon	2505-000113	LCO-SSAB-000-M-5G
High Pressure	55 Gallon	2505-000111	LCO-SSHP-AB0-MGS
High Pressure	5 Gallon	2505-000119	LCO-SSHP-AB0-M-5G



Swiss Silver HM - Hard Metals

A special formulation of Swiss Silver designed to enhance the machining of "hard metals" such as high nickel materials, inconel, hastelloy, and other tough-to-machine exotic alloys. Includes the tool life enhancing additives and low misting agents offered in other Swiss Silver variants.

Type	Size	Item No.	Description
B (Ferrous & Tough Alloys)	55 Gallon	2505-000103	LCO-SSHM-B00-MGS
B (Ferrous & Tough Alloys)	5 Gallon	2505-000120	LCO-SSHM-B00-M-5G

CUTTING OIL							
Properties:	A	AB	HM	HP	PL	VX	GD
Specific Gravity @ 60°F	.92	.90	.94	.92	.86	.95	.88
Pounds/Gallon	7.60	7.50	7.60	7.60	7.20	7.98	7.25
Viscosity SUS @ 100°F	85	85	<90	94	62		90
Appearance	Light Amber	Light Amber	Light Amber	Light Amber	Bright Clear	Amber	Bright Clear
Flash Point	> 365°F	>360°F	> 365°F	>380°F	>320°F	>420°F	>420°F
Materials	Ferrous, Non Ferrous	Aluminum, Brass, Copper	Nickel, Inconel, Hastelloy, Exotic Alloys	Stainless Steel, Tough Alloys, Titanium, Brass, Aluminum	Stainless Steel, Tough Alloys, Titanium, Brass, Aluminum	Aerospace Alloys, Aluminum, Tough Steel/Nickel Alloys	Stainless Steel, Tough Alloys, Titanium, Brass, Aluminum



Swiss Silver HP - High Pressure Delivery Formula

An enhanced formula of the standard premium cutting oil product that greatly reduces the mist and air entrainment under high pressure pump coolant delivery applications found in many Swiss-type machining operations.

Type	Size	Item No.	Description
A (Most Metals)	55 Gallon	2505-000104	LCO-SSHP-A00-MGS
A (Most Metals)	5 Gallon	2505-000108	LCO-SSHP-A00-M-5G
B (Ferrous & Tough Alloys)	55 Gallon	2505-000105	LCO-SSHP-B00-MGS
B (Ferrous & Tough Alloys)	5 Gallon	2505-000117	LCO-SSHP-B00-M-5G



Swiss Silver PL - Platinum

Provides low viscosity and better heat dispersion for precision micro machining and deep hole drilling. Available in both TYPE A & Type B Grades. Excels on stainless steel, tough alloys, titanium, brass, and aluminum.

Type	Size	Item No.	Description
A (Most Metals)	55 Gallon	2505-000124	LCO-SPLA-A00-MGS
A (Most Metals)	5 Gallon	2505-000125	LCO-SPLA-A00-M-5G
B (Ferrous & Tough Alloys)	55 Gallon	2505-000126	LCO-SPLB-B00-MGS
B (Ferrous & Tough Alloys)	5 Gallon	2505-000127	LCO-SPLB-B00-M-5G



Swiss Silver VX - Vegetable Based Formula

A High Performance vegetable based cutting oil product that provides pure lubricity and unparalleled surface finish on ferrous and non-ferrous parts. Biodegradable and environmentally acceptable for fulfilling 'green' manufacturing objectives.

Type	Size	Item No.	Description
A (Most Metals)	55 Gallon	2505-000106	LCO-SSVX-101A-VGS
A (Most Metals)	5 Gallon	2505-000114	LCO-SSVX-101A-VGS-5G
B (Ferrous & Tough Alloys)	55 Gallon	2505-000110	LCO-SSVX-101B-VGS
B (Ferrous & Tough Alloys)	5 Gallon	2505-000123	LCO-SSVX-101B-VGS-5G



Swiss GD - Gold

Low foaming oil with maximum visibility, Swiss Gold is ideal for high pressure systems, providing a mix of low viscosity and a high flash point. Excels on stainless steel, tough alloys, titanium, brass, and aluminum. Long term use provides high performance on all metals.

Type	Size	Item No.	Description
A (Most Metals)	55 Gallon	2505-000129	LCO-SSGA-A00-MGS

Special formulations are also available for custom applications.

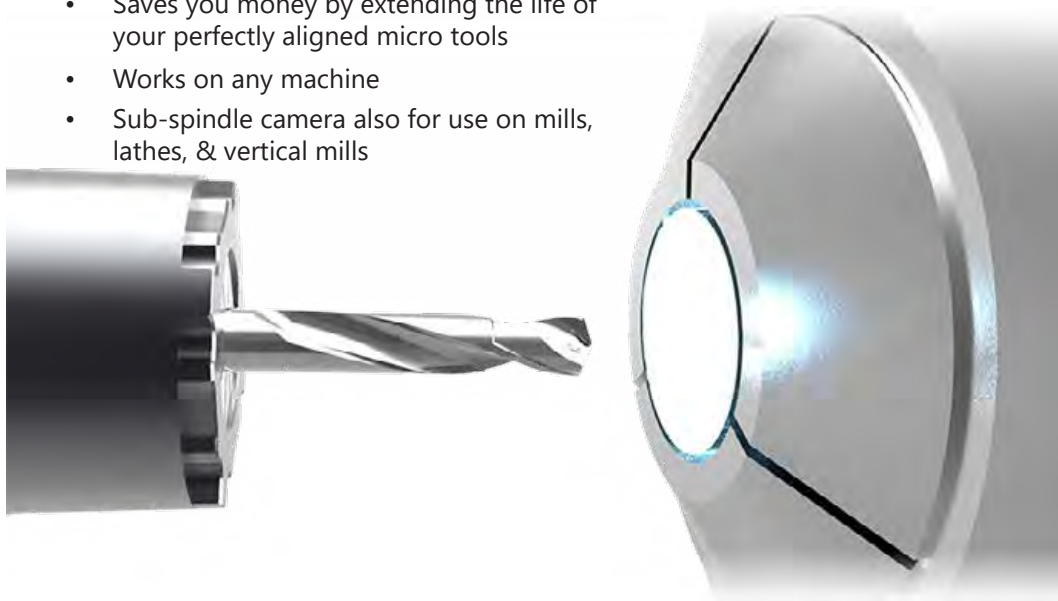
Low or no chlorine formulas available on request.

Way Lube also available.

PERFECT ZERO

Visual Alignment System

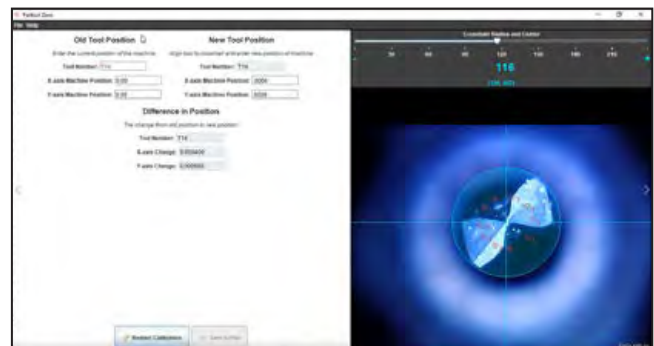
- Center ID tools as small as .002in
- Center OD tools including threading tools, turning tools, & Y-axis tools
- Saves you money by extending the life of your perfectly aligned micro tools
- Works on any machine
- Sub-spindle camera also for use on mills, lathes, & vertical mills



The Perfect Zero visual alignment system is a complete turn-key solution for any machine, perfectly and rapidly centering your tools. With perfectly centered micro tooling, Perfect Zero will pay for itself in both time savings and added service life for your tooling. The included laptop computer, pre-installed Perfect Zero software, and cameras will center your tools on both the guide bushing and sub spindle side of any machine. Center micro drills as small as .02in as well as OD tools, including threading tools, turning tools, and Y-Axis tools. The non-contact optics of the sub spindle and guide bushing cameras eliminate alignment errors with no measuring gauges needed.



Perfect Zero aligning a micro tool on a Citizen Swiss-style machine



Screen-shot of Perfect Zero Software crosshairs on ID tool



Guide bushing camera, aligning ID tool



Camera in sub spindle



Perfect Zero Kit Includes:

Contents	Description
Cameras	(1) 12.7mm Guide Bushing Camera, (1) 12.7mm Sub Spindle Camera.
Visual Targets	(5) Targets with 0.25, 0.375, 0.5, 0.625, & 0.75in OD (All targets have 0.02in ID) Used for finding the center of your tool.
Laptop & Software	The Perfect Zero Software comes pre installed on each included laptop.
Service Cart	A wheeled cart useful for transporting Perfect Zero between multiple machines.
Carry Case	Durable carry case, ideal for storing all Perfect Zero components and taking on-the-go.



Parts Cleaning System

- Easy to install - connects to shop air in minutes
- Keeps the air and floor clean of oil residue
- Captures EXPENSIVE cutting fluids for reuse
- The perfect accessory for Swiss machine shops
- Wash stations are available for washing & drying parts

Item No.	Description
1550-000101	12inch Angle Top MiJET Unit
1550-000102	12inch Flat Top MiJET Unit
1550-000100	8inch Angle Top MiJET Unit
1550-000103	8inch Flat Top MiJET Unit
1550-000131	8inch MiJET Wash Station
1550-000132	12inch MiJET Wash Station



Optional Casters For Ease Of Transport



Flat Top Mi-JET

Angle Cut Backsplash
Flat Tops Available

Internal Fan Generates
500 CFM Suction

Air Gun Blasts Oil
& Chips Off Part

Air Filter Cleans Air To Help
Meet OSHA & NIOSH Limits

Barrel Collects Lubricant
For Reuse In Machines

Solvent Container
For Washing Parts



Wash Stations Include:



- Table with counter top
- Solvent container
- Fluid pump
- MiJet unit

MAGNETIC FINISHING

No Feature Is Too Small

- Edge rounding of .002-.003in
- Removes micro burrs
- Improves surface finishes

Contact Us For A FREE Applications Trial



Magnetic Finishers remove micro burrs and improve surface finishes on non ferrous materials and some stainless steels. Small steel pins with diameters ranging from .007in -.050in are spun at a high-speed by a magnetic wheel. The size of the pins enable them to travel through fragile parts to remove microscopic burrs that would normally be removed by hand. The non-aggressive burnishing action enables desirable edge rounding of .002-.003" without part damage to threads, knurls, or other fine edge surfaces.

Complete Sets - Includes Stainless Finishing Media & Supplies

Item No.	Description	Bowl Size	Includes:
1505-000133	FR-CMF-400-S	4in	Includes Base, Turbo Finishing Pins, Burnishing Solution, & Magnetic Separator - 115V or 230V
1505-000134	FR-CMF-610-S	6in	Includes Base, Turbo Finishing Pins, Burnishing Solution, & Magnetic Separator - 120V or 230V
1505-000130	FR-CMF-900-S	9in	Includes Base, Turbo Finishing Pins, Burnishing Solution, & Magnetic Separator - 120V or 230V
1505-000129	FR-CMF-1200-S	12in	Includes base, Turbo Finishing Pins, Burnishing Solution, & Magnetic Separator - 230V ONLY & requires plug wiring by qualified electrician.

Finisher Units

Item No.	Description	Includes:
1505-000102	FR-23048	4in Finisher Unit
1505-000104	FR-23051	6in Finisher Unit
1505-000105	FR-23052	9in Finisher Unit
1505-000114	FR-24145	12in Finisher Unit

Stainless Steel Media


Item No.	Description	Includes:
1505-000126	FR-41374R	(1.00kg) .3mm Diameter x 5mm OAL
1505-000128	FR-41378R	(1.00kg) .5mm Diameter x 5mm OAL

Additional sizes available upon request


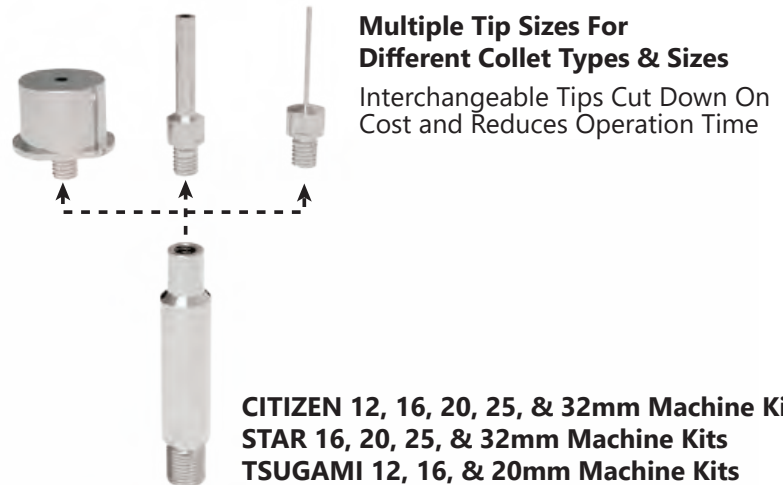
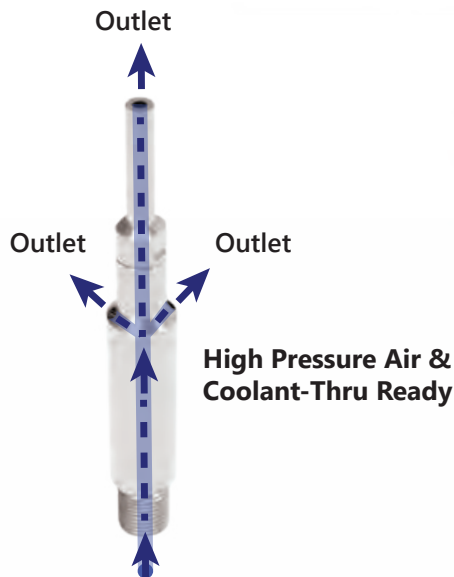
Signature Series Ejector Pins

For CITIZEN, STAR, & TSUGAMI Machines

Standard Machining Applications



Ejector Pins With High Pressure Air or Coolant-Thru



CITIZEN 12mm Machines

Kit / Item No.	Machines	Type	Length	Diameter	Coolant-Thru
EJK-CIT12-KIT-A 7512-000128	Citizen K12, L12	Ejector Base	1.550in	.160in	No
			1.550in	.310in	Yes
			0.850in	.040in	No
		Interchangeable Tips	0.850in	.060in	No
			0.850in	.090in	No
			0.850in	.120in	No
			1.034in	.040in	No
			1.034in	.093in	Yes
			1.034in	.200in	Yes
			1.034in	.310in	Yes

12mm Machines



M5
Female

Ejector Base

M5
Male



10-32
Female

Interchangeable Tips

10-32
Male



Ejector Base

M5
Male



4-48
Female

Interchangeable Tips

4-48
Male



CITIZEN 16mm Machines

Kit / Item No.	Machines	Type	Length	Diameter	Coolant-Thru
EJK-CIT16-KIT-A 7512-000130	Citizen C16	Ejector Base	1.600in	.276in	Yes
			0.500in	.500in	Yes
			1.034in	.040in	No
		Interchangeable Tips	1.034in	.070in	No
			1.034in	.093in	Yes
			1.034in	.200in	Yes
			1.600in	.120in	No
		Stand-Alone Ejectors	1.600in	.240in	Yes
			1.600in	.300in	Yes
			1.600in	.394in	Yes

16mm Machines



M8
Female

Ejector Base

M8
Male



10-32
Female

Interchangeable Tips

10-32
Male



Stand-Alone Ejector Pin

M8
Male



CITIZEN 20mm Machines

Kit / Item No.	Machines	Type	Length	Diameter	Coolant-Thru
EJK-CIT20-KIT-A 7512-000124	Citizen A20, L20, M20	Ejector Base	1.600in	.276in	Yes
			0.500in	.625in	Yes
			1.034in	.040in	No
		Interchangeable Tips	1.034in	.070in	No
			1.034in	.093in	Yes
			1.034in	.200in	Yes
			1.600in	.120in	No
		Stand-Alone Ejectors	1.600in	.240in	Yes
			1.600in	.300in	Yes
			1.600in	.394in	Yes

20mm Machines



M8
Female

Ejector Base

M8
Male



10-32
Female

Interchangeable Tips

10-32
Male



Stand-Alone Ejector Pin

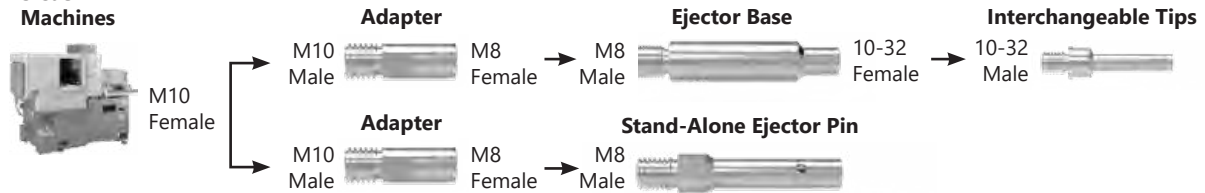
M8
Male



CITIZEN 25 & 32mm Machines

Kit / Item No.	Machines	Type	Length	Diameter	Coolant-Thru
EJK-CIT32-KIT-A 7512-000125	Citizen L25, A32, L32, M32	Ejector Base	1.600in	.276in	Yes
			0.500in	.625in	Yes
			1.034in	.040in	No
		Interchangeable Tips	1.034in	.070in	No
			1.034in	.093in	Yes
			1.034in	.200in	Yes
			1.600in	.120in	No
		Stand-Alone Ejectors	1.600in	.240in	Yes
			1.600in	.300in	Yes
			1.600in	.394in	Yes
Adapter M10-M8	0.800in	.394in	Yes		

25 & 32mm Machines



STAR 16, 20, 25, & 32mm Machines

Kit / Item No.	Machines	Type	Length	Diameter	Coolant-Thru
EJK-STA1632-KIT-A 7512-000139	STAR	Ejector Base	1.571in	.275in	Yes
			1.034in	.093in	No
			1.034in	.093in	Yes
			1.034in	.150in	Yes
		Interchangeable Tips	1.034in	.250in	Yes
			1.034in	.310in	Yes
			1.034in	.375in	No
			1.034in	.375in	Yes
			1.034in	.437in	No
			1.034in	.437in	Yes

16, 20, 25, & 32mm Machines



TSUGAMI 12mm Machines

Kit / Item No.	Machines	Type	Length	Diameter	Coolant-Thru
EJK-TSU12-KIT-A 7512-000141	TSUGAMI	Ejector Base	0.8in	.276in	Yes
			1.034in	.093in	No
			1.034in	.093in	Yes
		Interchangeable Tips	1.034in	.120in	Yes
			1.034in	.200in	Yes
			1.034in	.310in	Yes
			1.034in	.375in	No
			1.034in	.375in	Yes

12mm Machines



TSUGAMI 16 & 20mm Machines

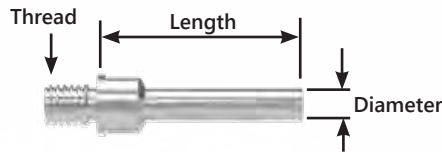
Kit / Item No.	Machines	Type	Length	Diameter	Coolant-Thru
EJK-TSU1620-KIT-A 7512-000140	Tsugami	Ejector Base	0.8in	.276in	Yes
			1.034in	.093in	No
			1.034in	.093in	Yes
		Interchangeable Tips	1.034in	.150in	Yes
			1.034in	.250in	Yes
			1.034in	.310in	Yes
			1.034in	.375in	No
			1.034in	.375in	Yes
			1.034in	.437in	No
			1.034in	.437in	Yes

16mm & 20mm Machines



Interchangeable Ejector Tips Kit

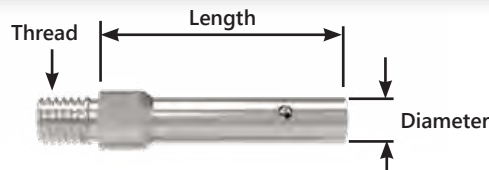
Kit No.	Machine(s)	Pieces	Coolant-Thru	Length (in)	Diameter (in)	Thread
EJK-1032-KIT-A 7512-000134	CITIZEN K12, L12, C16, A20,L20,M20, L25, A32,L32,M32	9	No	1.034	.040	10-32
				1.034	.070	10-32
				1.034	.093	10-32
			Yes	1.034	.093	10-32
				1.034	.120	10-32
				1.034	.150	10-32
				1.034	.200	10-32
				1.034	.250	10-32
				1.034	.310	10-32
EJK-0448-KIT-A 7512-000135	CITIZEN L12, K12	4	No	.850	.040	4-48
				.850	.060	4-48
				.850	.090	4-48
				.850	.120	4-48
EJK-STTS1032-KIT-A 7512-000142	STAR 16, 20, 25, & 32mm TSUGAMI 16 & 20mm	9	No	1.034	.093	10-32
				1.034	.375	10-32
				1.034	.437	10-32
			Yes	1.034	.093	10-32
				1.034	.150	10-32
				1.034	.250	10-32
				1.034	.310	10-32
				1.034	.375	10-32
				1.034	.437	10-32



Important: This kit only contains the interchangeable ejector tips and requires the ejector base from the other kits.

Stand-Alone Ejector Pin Kit

Kit / Item No.	Machines	Length	Diameter	Coolant-Thru
EJK-M8-KIT-A 7512-000136	Citizen C16, A20, L20, M20, L25, A32, L32, M32	1.600in	.120in	No
		1.600in	.240in	Yes
		1.600in	.300in	Yes
		1.600in	.394in	Yes



Live Tooling Spindles & Attachments

Swiss Made by



CITIZEN CINCOM MACHINES

A20	Pg. 298 - 299	
C16	Pg. 300 - 301	
K12 & K16	Pg. 302 - 304	
L12	Pg. 305 - 307	
L20	Pg. 308 - 314	
	L2-20 VIII / X / XII	Pg. 308
	L5-20 / L7-20 / L20-E	Pg. 311
	L4-20	Pg. 314
A32, L32	Pg. 315 - 320	
	A32-VIII & L32-VIII / X / XII	Pg. 315
	L4-25 & L4-32	Pg. 318
	L6-32	Pg. 319
M12 & M16	Pg. 321 - 329	
	M2-12/16 & M3-12/16 Gang	Pg. 321
	M4-12/16 Gang	Pg. 323
	M12 & M16 Turret	Pg. 325
M20 & M32	Pg. 330 - 337	
	M4-20 & M4-32 Gang	Pg. 330
	M3-20 & M3-32 Gang	Pg. 332
	M3-20/32 & M4-20/32 Turret	Pg. 334

TORNOS DECO MACHINES

DECO 13	Pg. 338 - 339
DECO 20	Pg. 340 - 341
EVODECO 16	Pg. 342

TSUGAMI SWISS-TYPE MACHINES

SS20/32, HS20/32	Pg. 343
BW20	Pg. 343
S205/206	Pg. 344
B026-II/032-II	Pg. 344
B026/032/038	Pg. 345
B01-III/02-III/07-III	Pg. 346
P034H	Pg. 347

STAR SWISS-TYPE MACHINES

ALL	Pg. 348 - 353
-----	---------------

REPAIRS & RESTORATION

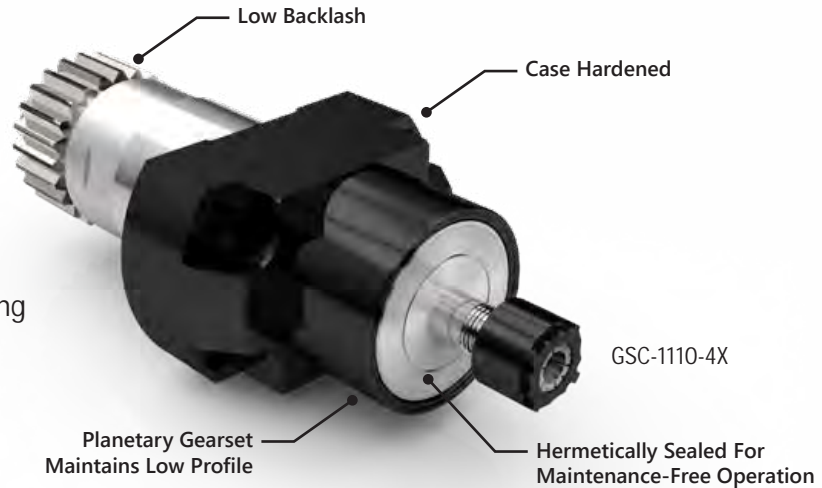
One of the benefits of buying live tooling and spindles from GenSwiss, is knowing we will repair them too. We will repair your spindle at a fraction of the cost to purchase a brand new one and have your Swiss-style CNC running again in no time.



- **Live Swiss machine attachments restored to factory specification**
- **PCM and major OEM brands: CITIZEN, STAR, TSUGAMI, TORNOS**
- **\$50 evaluation and inspection (effective January 1st, 2020)**
- **Repaired by factory trained professionals**

Call Us At: 1-413-562-4800

Up To 30,000 RPM
Optimized For Micro Drilling & Milling

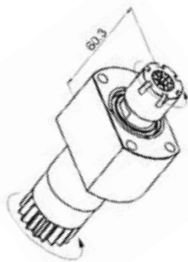


Citizen A20VII

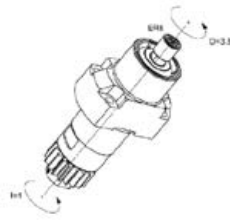
(Machine's Live Tooling 4,500 RPM Rating)

Position	Operation	Item No.	(#Tools)Size	Output	Machine	Other
Gang Slide	Cross Drilling / Milling	BSC-2330	(1) ER11 (1) ER16	1:1	A ₃ 20VII	Double ended
		GSC-1110	(1) ER16	1:1	A ₃ 20VII	
		GSC-1110-4X	(1) ER08	1:3.8	A ₃ 20VII	Up to 30,000 RPM
	Angled Drilling / Milling	GSC-1310-HP	(1) ER16	1:1	A ₃ 20VII	High pressure coolant, G1/8 fitting
		BSA-107	(1) ER11	1:1	A ₂ 20VII, A ₃ 20VII	Adjustable 0-180°
		BSA-2010	(6) ER16	1:1	A ₃ 20VII	Double ended, adjustable 0-21°
	End Drilling / Milling	BSE-1007	(2) ER11	1:1	A ₂ 20VII, A ₃ 20VII	Double ended
		BSE-207	(2) ER11	1:1	A ₂ 20VII, A ₃ 20VII	
		BSE-2007	(4) ER11	1:1	A ₂ 20VII, A ₃ 20VII	Double ended
		BSE-2007-2X	(4) ER11	1:2	A ₂ 20VII, A ₃ 20VII	Double ended
		BSE-3107	(3) ER11	1:1	A ₂ 20VII, A ₃ 20VII	
		BSE-3206	(6) ER11	1:1	A ₂ 20VII, A ₃ 20VII	Double ended
	Polygon Milling	BSP-509	(1) Ø13	1:1	A ₂ 20VII	
		BSP-512	(1) Ø10	1:1	A ₂ 20VII	
	Slitting Saw	GSC-1307-DEC	(1) Ø16	1:1	A ₃ 20VII	
Thread Whirling	BSW-215	(1) Utilis	1:1	A ₂ 20VII, A ₃ 20VII	9 or 12 insert cutter, adjustable ±15°	
Tool Holder	GDF-1207-L	(4) Ø19.05		A ₂ 20VII	4 position 3/4" Ø sleeves, added bearing	
Modular		Citizen6-GSP-518 Polygon Milling	(1) Ø8	1:1		Cutter OD: up to 45mm
		Citizen6-GSW-210 Thread Whirling	(1) Utilis	1:1		Spindle base with modular GSW-210 whirling head
		Citizen6-GSW-220 Thread Whirling	(1) Utilis	1:1		Spindle base with modular GSW-220 whirling head
Sub Spindle	Cross Drilling / Milling	BSC-510-3X-L	(1) ER11	1:3	A ₂ 20VII	High speed, added bearing
		GSE-3307-3X	(1) ER08	1:3	A ₂ 20VII	High speed
	End Drilling / Milling	GSE-3307-L-3X	(1) ER08	1:3	A ₃ 20VII	High speed, added bearing
		MSC-507-4X *	(1) ER08	1:3.8	A ₃ 20VII	High speed, up to 30,000 RPM
		MSC-507-II *	(1) ER11	1:1	A ₃ 20VII	
		MSC-507-L *	(1) ER11	1:1	A ₂ 20VII, A ₃ 20VII	Added bearing

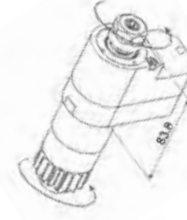
* MSC tools require optional back rotary tool (U153B)



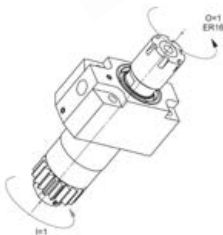
**GSC-1110
Cross Drill/Mill**
Collet Size: ER16
Output: 1:1
A₃20VII



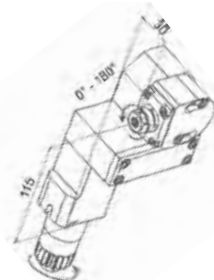
**GSC-1110-4X
Cross Drill/Mill**
Collet Size: ER08
Output: 1:3.8
High Speed Spindle
A₃20VII



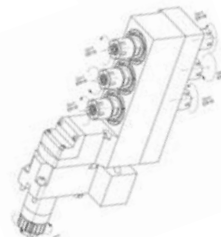
**BSC-510-3X-L
Cross Drill/Mill**
Collet Size: ER11
Output: 1:3
A₂20VII



**GSC-1310-HP
Cross Drill/Mill**
Collet Size: ER16
Output: 1:1
High Pressure Coolant
G1/8 Fitting
[PN#4005-000104]
A₃20VII



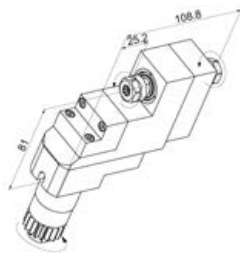
**BSA-107
Angled Drill/Mill**
Collet Size: ER11
Output: 1:1
Adjustable 0-180°
A₂20VII
A₃20VII



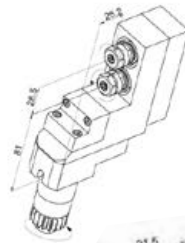
**BSA-2010
Angled Drill/Mill**
Collet Size: ER16
Output: 1:1
Adjustable 0-180°
Crashes with U150B
when working with
T11 and T12
A₃20VII

Citizen Cincom A20

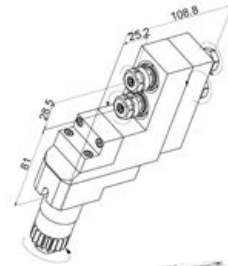
Gang Slide



**BSE-1007
End Drill/Mill**
Collet Size: ER11
Output: 1:1
A₂20VII
A₃20VII



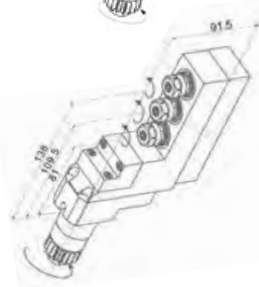
**BSE-207
End Drill/Mill**
Collet Size: ER16
Output: 1:1
A₂20VII
A₃20VII



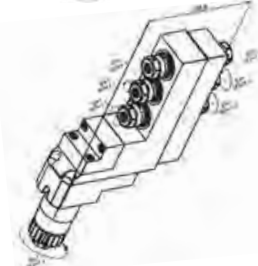
**BSE-2007
End Drill/Mill**
Collet Size: ER11
Output: 1:1
A₂20VII
A₃20VII



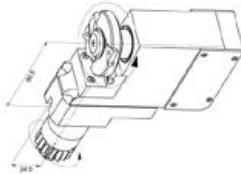
**BSE-2007-2X
End Drill/Mill**
Collet Size: ER11
Output: 1:2
A₂20VII
A₃20VII



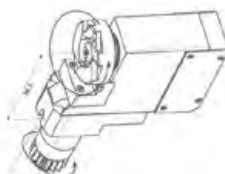
**BSE-3107
End Drill/Mill**
Collet Size: ER11
Output: 1:1
A₂20VII
A₃20VII



**BSE-3206
End Drill/Mill**
Collet Size: ER11
Output: 1:1
A₂20VII
A₃20VII



**BSP-509
Polygon Milling**
Tool ID Size: Ø13mm
Output: 1:1
A₂20VII
A₃20VII



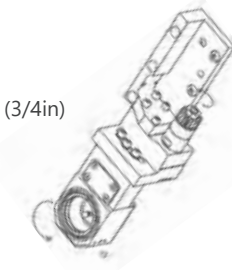
**BSP-512
Polygon Milling**
Tool ID Size: Ø10mm
Output: 1:1
A₂20VII
A₃20VII



**GSC-1307-DEC
Slitting Saw**
Arbor Size: Ø16mm
Output: 1:1
Max Tool Ø: 63mm
Max Tool Width: 6mm
A₂20VII

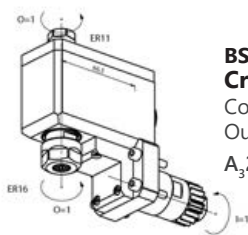


**GDF-1207-L
Tool Holder**
Tool Size: Ø19.05mm (3/4in)
4 Tool Positions
A₂20VII

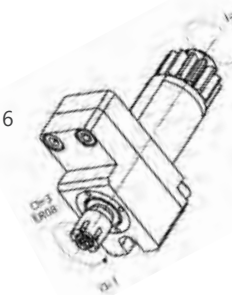


**BSW-215
Thread Whirling**
Ring: Utilis
Output: 1:1
A₂20VII

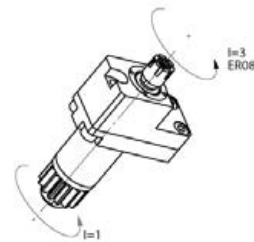
Sub Spindle



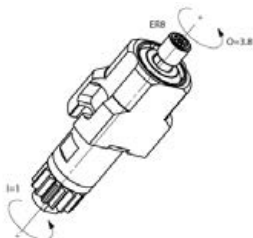
**BSC-2330
Cross Drill/Mill**
Collet Size: ER11, ER16
Output: 1:1
A₃20VII



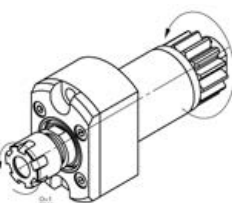
**GSE-3307-3X
End Drill/Mill**
Collet Size: ER08
Output: 1:3
A₃20VII



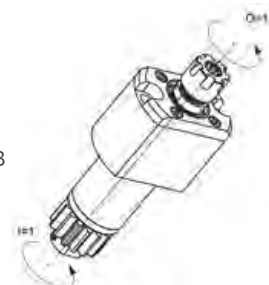
**GSE-3307-L-3X
End Drill/Mill**
Collet Size: ER08
Output: 1:3
A₃20VII



**MSC-507-4X
End Drill/Mill**
Collet Size: ER08
Output: 1:3.8
*Requires U152B
A₃20VII



**MSC-507-II
End Drill/Mill**
Collet Size: ER11
Output: 1:1
*Requires U152B
A₃20VII



**MSC-507-L
End Drill/Mill**
Collet Size: ER11
Output: 1:1
*Requires U152B
A₂20VII
A₃20VII

CITIZEN C16

Swiss Made by



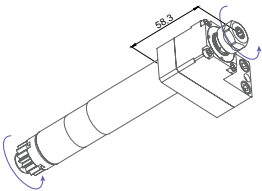
GSC-607-2X

Citizen C16-VII & C16-IX

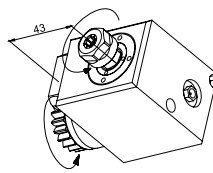
(Machine's Live Tooling 8,000 RPM Rating)

Position	Operation	Item No.	(#Tools)Size	Output	Other		
	Cross Drilling / Milling	GSC-607-2X	(1) ER11	1:2			
		GSC-707	(1) ER11	1:1			
	Angled Drilling / Milling	GSA-407	(1) ER11	1:2.5	Adjustable 0-180°		
		GSE-507	(1) ER11	1:1			
	End Drilling / Milling	GSE-507-2X	(1) ER11	1:2			
		GSE-507-DE	(1) ER11 (1) ER08	1:1	Double ended		
		GSE-508	(1) ER11	1:1			
		GSE-707	(1) ER11	1:1			
		GSE-708	(1) ER11	1.65:1			
		GSE-807	(1) ER11	1:1			
		GSE-808	(1) ER11	1:1			
		GSE-8-3X	(1) ER08	1:3			
		Gang Slide	Polygon Milling	GSE-509	(1) Ø10	1.6:1	
				GSS-250	(1) Ø16	2:1	
Slitting Saw	GSS-250-13		(1) Ø13	2:1			
	GSS-250-15		(1) Ø15.875	2:1			
	GSS-450		(1) Ø16	4:1			
Tool Holder	GDF901		(1) Ø19.05				
	GDF-901-HF		(1) Ø25		Holds Ibag/Meyrat spindles		
	GDF-901-S1X6		(1) Ø6				
	GDF-901-S2X6		(2) Ø6				
	GDF-901-S1X4		(1) Ø4				
	GDF-901-S2X4	(2) Ø4					
	Whirling	SAU-319	(1) Ø19.05				
		LSW-424	(1) Utilis	1:1			

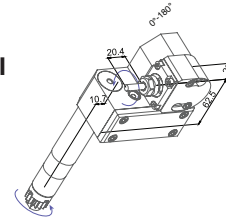
Gang Slide



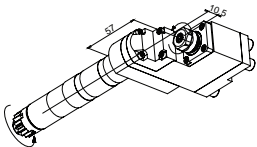
GSC-607-2X
Cross Drill/Mill
Collet Size: ER11
Output: 1:2



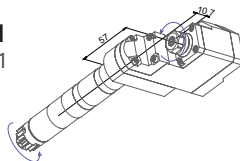
GSC-707
Cross Drill/Mill
Collet Size: ER11
Output: 1:1



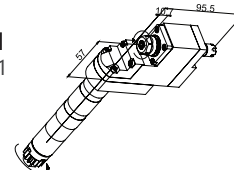
GSA-407
Angled Drill/Mill
Collet Size: ER11
Output: 1:2.5
Adjustable 0-180°
Interferes with adjacent tooling position



GSE-507
End Drill/Mill
Collet Size: ER11
Output: 1:1



GSE-507-2X
End Drill/Mill
Collet Size: ER11
Output: 1:2
High Speed

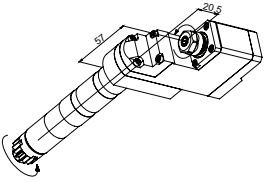


GSE-507-DE
End Drill/Mill
Collet Size: ER08, ER11
Output: 1:1
Double Ended

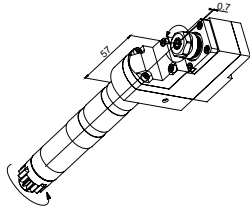
CONTINUED ON NEXT PAGE

Citizen Cincom C16

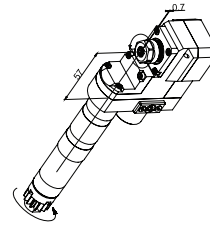
Gang Slide



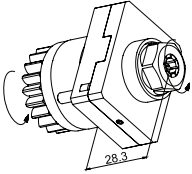
**GSE-508
End Drill/Mill**
Collet Size: ER11
Output: 1:1



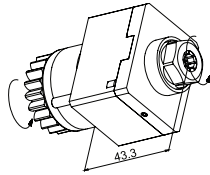
**GSE-707
End Drill/Mill**
Collet Size: ER11
Output: 1:1



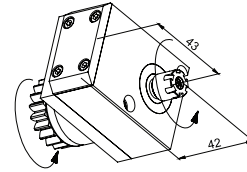
**GSE-708
End Drill/Mill**
Collet Size: ER11
Output: 1.65:1



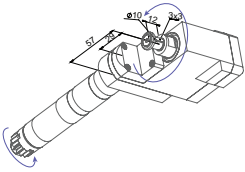
**GSE-807
End Drill/Mill**
Collet Size: ER11
Output: 1:1



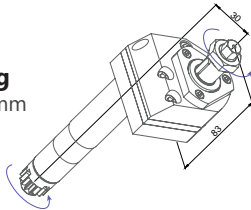
**GSE-808
End Drill/Mill**
Collet Size: ER11
Output: 1:1



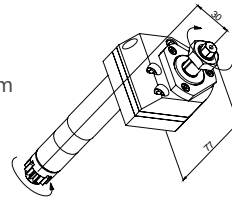
**GSE-8-3X
End Drill/Mill**
Collet Size: ER08
Output: 1:3



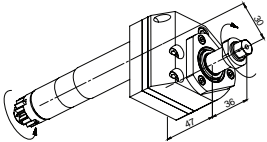
**GSE-509
Polygon Milling**
Tool ID Size: $\varnothing 10\text{mm}$
Output: 1.6:1



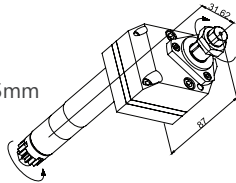
**GSS-250
Slitting Saw**
Arbor Size: $\varnothing 16\text{mm}$
Output: 2:1



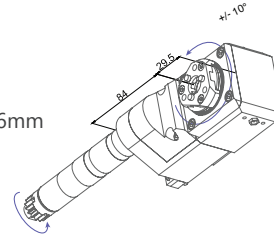
**GSS-250-13
Slitting Saw**
Arbor Size: $\varnothing 13\text{mm}$
Output: 2:1



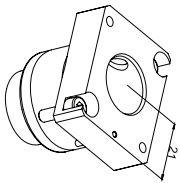
**GSS-250-15
Slitting Saw**
Arbor Size: $\varnothing 15.875\text{mm}$
Output: 2:1



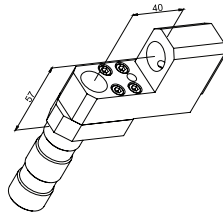
**GSS-450
Slitting Saw**
Arbor Size: $\varnothing 16\text{mm}$
Output: 4:1



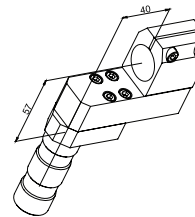
**LSW-424
Thread Whirling**
Ring: Utilis
Output: 1:1



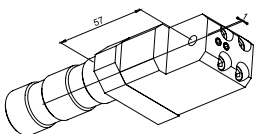
**SAU-319
Tool Holder**
Tool Size: $\varnothing 19.05\text{mm}$



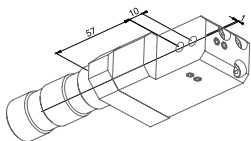
**GDF901
Tool Holder**
Tool Size: $\varnothing 19.05\text{mm}$



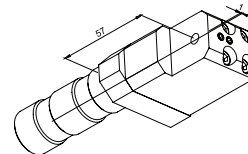
**GDF-901-HF
Tool Holder**
Tool Size: $\varnothing 25\text{mm}$
Holds Ibag/Meyrat Spindles



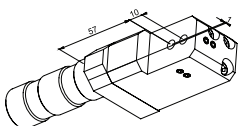
**GDF-901-S1X6
Tool Holder**
Tool Size: $\varnothing 6\text{mm}$



**GDF-901-S2X6
Tool Holder**
Tool Size: $\varnothing 6\text{mm}$



**GDF-901-S1X4
Tool Holder**
Tool Size: $\varnothing 4\text{mm}$



**GDF-901-S2X4
Tool Holder**
Tool Size: $\varnothing 4\text{mm}$

CITIZEN K12 & K16

Swiss Made by



GSC-850-2X

Citizen K12 & K16

(Machine's Live Tooling 6,000 RPM Rating)

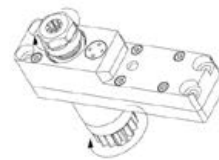
Position	Operation	Item No.	(#Tools)Size	Output	Other
Gang Slide	Cross Drilling / Milling	GSC-807	(1) ER11	1:1	
		CIT-GSC807-GS	(1)ER11	1:1	
		GSC-815	(1) ER11	3:2	
		GSC-816	(2) ER11	1:0.666 1:1	
		GSC-850-2X	(1) ER11	1:2	
		GSC-860	(2) ER11	1:1	
	End Drilling / Milling	GSE-2107	(1) ER11	1:1	
		GSE-2107-2X	(1) ER11	1:2	
		GSE-2207	(1) ER11	1:1	
		GSE-2207-2X	(1) ER11	1:2.086	
		GSE-2307	(2) ER11	1:1	
		GSE-2407	(4) ER11	1:1	Double ended, Position T12-14 Right
		GSE-2407-2X	(4) ER11	1:2	Double ended, Position T12-14 Right
		GSE-2507	(4) ER11	1:1	Double ended, Position T12-14 Left
		GSE-2507-2X	(4) ER11	1:2	Double ended, Position T12-14 Left
		Slitting Saw	GSS-2145	(1) Ø8	1:1
	Hobbing	GSH-035	(1) Ø3.5	3:2	Hobbing disk Ø8mm, 8mm thick, Requires 2 tool positions
		GSH-036	(1) Ø3.5	3:2	Hobbing disk Ø8mm, 8mm thick, Requires 1 tool position
		GSH-036-L	(1) Ø3.5	3:2	Hobbing disk Ø8mm, 12mm thick, Requires 1 tool positions
		GSH-037	(1) Ø3.5	3:2	Hobbing disk Ø16mm, 8mm thick, Requires 1 tool position
		GSH-038	(1) Ø5	3:2	Hobbing disk Ø16mm, 8mm thick, Requires 1 tool position
	Tool Holder	U151HF-MHF	(2) Ø20 (2) Ø22		Meyrat spindles, Replace U150B or U151B
		U151HF-IBAG	(2) Ø20 (2) Ø22		Ibag spindles, Replace U150B or U151B
		BDF-101-HF	(1) Ø22		For high speed spindles, Ibag/Meyrat spindles
		BDF-102-HF	(2) Ø22		For high speed spindles, Ibag/Meyrat
		BDF-103-HF	(2) Ø22		For high speed spindles
		BDF-104-HF	(1) Ø20		For high speed spindles
		BDF-105	(1) Ø19.05		
BDF-106		(2) Ø20			
BDF-107	(2) Ø19.05				
Whirling	GSW-101	(1) Utilis	1:1	7 or 9 insert cutter, Adjustable ±15°, Flight circle Ø6mm	
Sub Spindle	End Drilling / Milling	GSC-807	(1) ER11	1:1	
		CIT-GSC1107-GS	(1) ER11	1:1	



GSC-807
Cross Drill/Mill
Collet Size: ER11
Output: 1:1



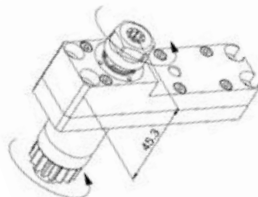
CIT-GSC807-GS
Cross Drill/Mill
Collet Size: ER11
Output: 1:1



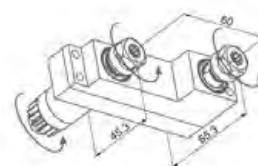
GSC-815
Cross Drill/Mill
Collet Size: ER11
Output: 3:2



GSC-816
Cross Drill/Mill
Collet Size: ER11
Output: 1:0.6, 1:1



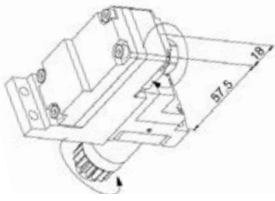
GSC-850-2X
Cross Drill/Mill
Collet Size: ER11
Output: 1:2



GSC-860
Cross Drill/Mill
Collet Size: ER11
Output: 1:1

Citizen Cincom K12 & K16

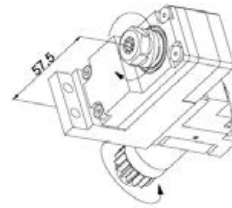
Gang Slide



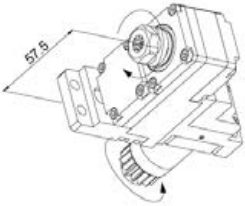
**GSE-2107
End Drill/Mill**
Collet Size: ER11
Output: 1:1



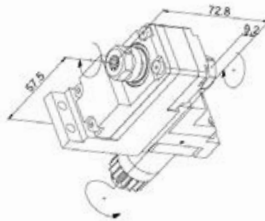
**GSE-2107-2X
End Drill/Mill**
Collet Size: ER11
Output: 1:2



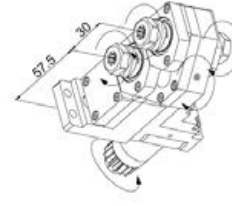
**GSE-2207
End Drill/Mill**
Collet Size: ER11
Output: 1:1



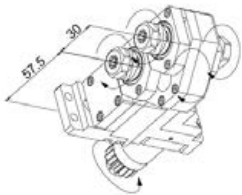
**GSE-2207-2X
End Drill/Mill**
Collet Size: ER11
Output: 1:2



**GSE-2307
End Drill/Mill**
Collet Size: ER11
Output: 1:1



**GSE-2407
End Drill/Mill**
Collet Size: ER11
Output: 1:1



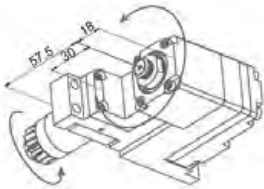
**GSE-2407-2X
End Drill/Mill**
Collet Size: ER11
Output: 1:2



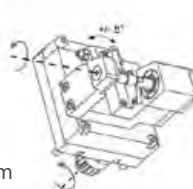
**GSE-2507
End Drill/Mill**
Collet Size: ER11
Output: 1:1



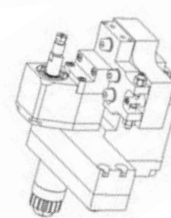
**GSE-2507-2X
End Drill/Mill**
Collet Size: ER11
Output: 1:2



**GSS-2145
Slitting Saw**
Arbor Size: Ø8mm
Output: 1:1
Max Tool Ø: 58mm
Max Tool Thickness: 3mm



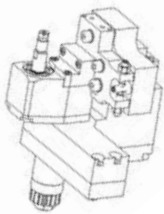
**GSH-035
Gear Hobbing**
ID Size: Ø3.5mm
Output: 1.5:1
Hobb OD: Ø8mm
Hobb Thickness: 8mm
Requires 2 tool positions



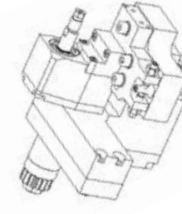
**GSH-036
Gear Hobbing**
ID Size: Ø3.5mm
Output: 1.5:1
Hobb OD: Ø8mm
Hobb Thickness: 8mm
Requires 1 tool positions



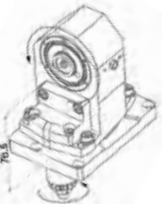
**GSH-036-L
Gear Hobbing**
ID Size: Ø3.5mm
Output: 3:2
Hobb OD: Ø8mm
Hobb Thickness: 12mm
Requires 1 tool positions



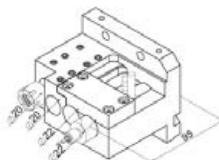
**GSH-037
Gear Hobbing**
ID Size: Ø3.5mm
Output: 1.5:1
Hobb OD: Ø16mm
Hobb Thickness: 8mm
Requires 1 tool positions



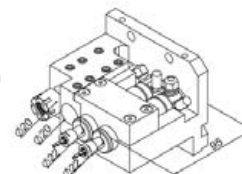
**GSH-038
Gear Hobbing**
ID Size: Ø5mm
Output: 1.5:1
Hobb OD: Ø16mm
Hobb Thickness: 8mm
Requires 1 tool positions



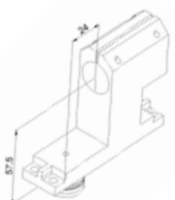
**GSW-101
Whirling**
Ring: Utilis
Output: 1:1
7 or 9 Insert Cutter
Flight Circle: Ø6



**U151HF-MHF
Tool Holder**
Tool Size: Ø20, Ø22mm
For Meyrat Spindles
Replaces U150B
or U151B



**U151HF-IBAG
Tool Holder**
Tool Size: Ø20, Ø22mm
For Ibag Spindles
Replaces U150B or U151B



**BDF-101-HF
Tool Holder**
Tool Size: Ø22mm
For High Speed Spindles,
Ibag/Meyrat Spindles



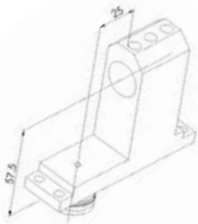
**BDF-102-HF
Tool Holder**
Tool Size: Ø22mm
For High Speed Spindles,
Ibag/Meyrat Spindles



**BDF-103-HF
Tool Holder**
Tool Size: Ø22mm
For High Speed Spindles

Citizen Cincom K12 & K16

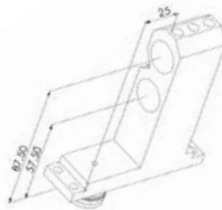
Gang Slide



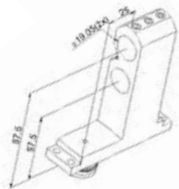
**BDF-104-HF
Tool Holder**
Tool Size: Ø20mm
For High Speed Spindles



**BDF-105
Tool Holder**
Tool Size: Ø19.05mm



**BDF-106
Tool Holder**
Tool Size: Ø20mm



**BDF-107
Tool Holder**
Tool Size: Ø19.05mm

Sub Spindle



**GSC-807
Cross Drill/Mill**
Collet Size: ER11
Output: 1:1



**CIT-GSC1107-GS
Cross Drill/Mill**
Collet Size: ER11
Output: 1:1

Citizen L12

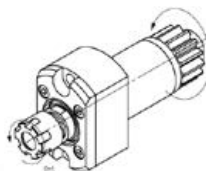
(Machine's Live Tooling 10,000 RPM Rating)

Position	Operation	Item No.	(#Tools)Size	Output	Other	
	Cross Drilling / Milling	MSC-507-L	(1) ER11	1:1		
		MSC-507-II	(1) ER11	1:1		
		MSC-507-2X	(1) ER11	1:2		
		MSC-507-4X	(1) ER08	1:3.8		
		MSC-507-ER20	(1) ER20	1:1		
		MSC-512	(1) ER16	1:1		
		MSC-513	(1) ER20	1:1		
	End Drilling / Milling	GSE-1207-3X	(1) ER11	1:3	High speed spindle, Adjustable $\pm 30^\circ$, Double ended	
		GSE-3307-L-3X	(1) ER08	1:3	High speed spindle	
		GSE-3507-3X	(1) ER11	1:3	High speed spindle	
		GSE-3607-1B	(1) ER11	1:1	Adjustable $\pm 45^\circ$	
		GSE-3607-2B	(2) ER11	1:1	Adjustable $\pm 30^\circ$	
		GSE-3607-3B	(3) ER11	1:1	Adjustable $\pm 30^\circ$	
		GSE-3607-1D	(2) ER11	1:1	Double ended, Adjustable $\pm 45^\circ$	
		GSE-3607-2D	(4) ER11	1:1	Double ended, Adjustable $\pm 30^\circ$	
		GSE-3607-3D	(6) ER11	1:1	Double ended, Adjustable $\pm 30^\circ$	
		GSE-3607-1M	(1) ER11	1:1	Adjustable $\pm 45^\circ$	
		GSE-3607-2M	(2) ER11	1:1	Adjustable $\pm 30^\circ$	
		GSE-3607-3M	(3) ER11	1:1	Adjustable $\pm 30^\circ$	
		MSE-1007	(2) ER11	1:1	Requires 3 positions	
	Slitting Saw	GSS-1530	(1) ER11	5:3	Max tool $\varnothing 63\text{mm}$, Width 2mm	
		GSS610	(1) $\varnothing 10$	1:1	Max tool $\varnothing 40\text{mm}$, Width 4.5mm	
	Polygon Milling	GSF-080	(1) $\varnothing 08$	1:1	Max tool $\varnothing 58\text{mm}$, Width 3mm	
	Hobbing	MSH507	(1) $\varnothing 4.5$	1:1	Disk $\varnothing 12\text{mm}$, Width 10mm	
	Whirling	LSW-515	(1) Utilis	1:1	7 or 9 insert cutter, 6mm flight \varnothing	
		GDF9001S24	(2) 4mm			
		GDF9001S24-II	(2) 4mm		Adjustable ± 0.2	
	Tool Holders	GDF9001S26	(2) 6mm			
		Modular Base Citizen5-PCR				
		Citizen5-GSP-218 Polygon Milling	(1) $\varnothing 08$	1:1	Max tool $\varnothing 45\text{mm}$, Width 5mm	
Modular Heads	Citizen5-LSH035 Gear Hobbing	(1) $\varnothing 3.5$	1:1	Disk $\varnothing 6-12\text{mm}$, Width 3-6mm		
	Citizen5-LSH050 Gear Hobbing	(1) $\varnothing 5$	1:1	Disk $\varnothing 10-12\text{mm}$, Width 3-6mm		
	Citizen5-LSH080 Gear Hobbing	(1) $\varnothing 8$	1:1	Disk $\varnothing 16-18\text{mm}$, Width 5-12mm		
	Citizen5-LSH135 Gear Hobbing	(1) $\varnothing 3.5$	1:1	Disk $\varnothing 6-8\text{mm}$, Width 3-6mm		
	Citizen5-LSH235 Gear Hobbing	(1) $\varnothing 3.5$	1:1	Disk $\varnothing 10\text{mm}$, Width 6mm		
	Citizen5-GSW-210 Thread Whirling	(1) Utilis	1:1	Spindle base with modular GSW-210 whirling head		
Sub Spindle	Cross Drilling / Milling	RSC507	(1) ER11	1:1	Max output torque 1Nm	
		MSC-507-L	(1) ER11	1:1		
		MSC-507-II	(1) ER11	1:1		
	End Drilling / Milling	MSC-512	(1) ER16	1:1		
		MSC-513	(1) ER20	1:1		
		MSE-1007	(2) ER11	1:1	Double ended	

Gang Slide



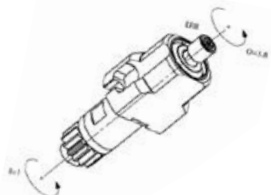
MSC-507-L
Cross Drill/Mill
 Collet Size: ER11
 Output: 1:1



MSC-507-II
Cross Drill/Mill
 Collet Size: ER11
 Output: 1:1



MSC-507-2X
Cross Drill/Mill
 Collet Size: ER11
 Output: 1:2
 High Speed



MSC-507-4X
Cross Drill/Mill
 Collet Size: ER08
 Output: 1:3.8
 High Speed



MSC-512
Cross Drill/Mill
 Collet Size: ER16
 Output: 1:1




MSC-513
Cross Drill/Mill
 Collet Size: ER20
 Output: 1:1

Citizen Cincom L12

Gang Slide



**GSE-1207-3X
End Drill/Mill**
Collet Size: ER11
Output: 1:3
High Speed Spindle,
Adjustable $\pm 30^\circ$
Double Ended



**GSE-3307-L-3X
End Drill/Mill**
Collet Size: ER08
Output: 1:3



**GSE-3507-3X
End Drill/Mill**
Collet Size: ER11
Output: 1:3
High Speed Spindle,



**GSE-3607-1B
End Drill/Mill**
Collet Size: ER11
Output: 1:1
Adjustable $\pm 45^\circ$



**GSE-3607-2B
End Drill/Mill**
Collet Size: ER11
Output: 1:1
Adjustable $\pm 30^\circ$



**GSE-3607-3B
End Drill/Mill**
Collet Size: ER11
Output: 1:1
Adjustable $\pm 30^\circ$



**GSE-3607-1D
End Drill/Mill**
Collet Size: ER11
Output: 1:1
Adjustable $\pm 45^\circ$
Double Ended



**GSE-3607-2D
End Drill/Mill**
Collet Size: ER11
Output: 1:1
Adjustable $\pm 30^\circ$
Double Ended



**GSE-3607-3D
End Drill/Mill**
Collet Size: ER11
Output: 1:1
Adjustable $\pm 30^\circ$
Double Ended



**GSE-3607-1M
End Drill/Mill**
Collet Size: ER11
Output: 1:1
Adjustable $\pm 45^\circ$



**GSE-3607-2M
End Drill/Mill**
Collet Size: ER11
Output: 1:1
Adjustable $\pm 30^\circ$



**GSE-3607-3M
End Drill/Mill**
Collet Size: ER11
Output: 1:1
Adjustable $\pm 30^\circ$



**MSE-1007
End Drill/Mill**
Collet Size: ER11
Output: 1:1
Requires 3 Positions



**GSS-1530
Slitting Saw**
Collet Size: ER11
Output: 5:3
Max Tool $\varnothing 63\text{mm}$
Max Width 2mm



**GSS610
Slitting Saw**
Saw ID: 10mm
Output: 1:1
Max Tool $\varnothing 40\text{mm}$
Max Width 4.5mm



**GSF-080
Polygon Milli**
Tool ID Size: $\varnothing 8\text{mm}$
Output: 1:1
Max Tool $\varnothing 58\text{mm}$
Max Width 3mm



**MSH-507
Gear Hobbing**
ID Size: $\varnothing 4.5\text{mm}$
Output: 1:1
Hobb OD: $\varnothing 12\text{mm}$
Hobb Thickness: 10mm



**LSW-515
Thread Whirling**
Ring: Utilis
Output: 1:1
7 or 9 Insert Cutter
Flight Circle: $\varnothing 6\text{mm}$



**GDF9001S24
Tool Holders**
Tool Size: $\varnothing 4\text{mm}$



**GDF9001S24-II
Tool Holders**
Tool Size: $\varnothing 4\text{mm}$
Adjustable ± 0.2



**GDF9001S26
Tool Holders**
Tool Size: $\varnothing 6\text{mm}$


CONTINUED ON NEXT PAGE

Citizen Cincom L12

Gang Slide

Modular Spindle Heads L12, Citizen Machines

BASE SPINDLE
CITIZEN5-PCR (L12)

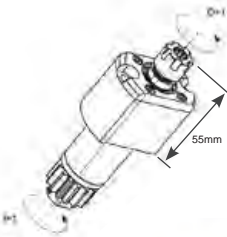


Citizen Cincom L12

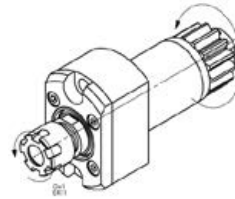
Sub Spindle



RSC507
Cross Drill/Mill
Collet Size: ER11
Output: 1:1
Max Output
Torque 1Nm
Fits T31 On U151B



MSC-507-L
End Drill/Mill
Collet Size: ER11
Output: 1:1
Longer Spindle
Body



MSC-507-II
End Drill/Mill
Collet Size: ER11
Output: 1:1



MSC-512
End Drill/Mill
Collet Size: ER16
Output: 1:1



MSC-513
End Drill/Mill
Collet Size: ER20
Output: 1:1



MSE-1007
End Drill/Mill
Collet Size: ER11
Output: 1:1
Requires 3 Positions

CITIZEN L20

Swiss Made by



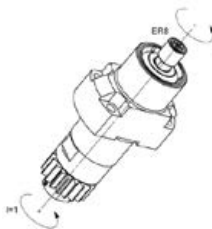
MSC-507-4X

Citizen L2-20 VIII / X / XII

(Machine's Live Tooling 4,500 - 6,000 RPM Rating)

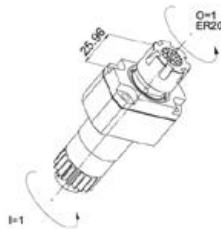
Position	Operation	Item No.	(#Tools)Size	Output	Other	
Gang Slide	Cross Drilling / Milling	GSC-1110-4X	(1) ER08	1:3.8	Up to 30,000 RPM	
		GSC-1113	(1) ER20	1:1		
		GSC-1310-HP	(1) ER16	1:1	Coolant-thru, Uses fitting 4005-000104	
	End Drilling / Milling	BSE-307-3X	(2) ER11	1:3	Double ended	
		Slitting Saw	GSC-1335-DEC	(1) Ø13	1:1	
	Tool Holder	GDF-1207-L	(4) Ø3/4"		4 Position 3/4" Ø sleeves	
	Modular Base	Citizen6-PCR		1:1		
	Modular Heads	End Drill/Milling	GSE-208	(2) ER08	1:1	Adjustable ±15°
			GSC-007	(1) ER08	1:1	
		Polygon Milling	GSP-218	(1) Ø08	1:1	Max tool Ø45mm, Max thickness 5mm
GSP-518			(1) Ø15.875	1:1	Max tool Ø45mm, Max thickness 10mm, Adjustable ±15°	
Gear Hobbing		LSH-180	(1) Ø08	1:1	Adjustable -2° to +15° with max tool Ø18 and max thickness 12mm; Adjustable -2° to +4° with max tool Ø24 and max thickness 12mm;	
		Thread Whirling	GSW-210	(1) Utilis	1:1	9 or 12 Insert Cutter, Adjustable ±10°, 6mm Flight Ø
Thread Whirling		GSW-220	(1) Utilis	1:1	9 or 12 Insert Cutter, Adjustable ±20°, 6mm Flight Ø	
Sub Spindle		Cross Drilling / Milling	GSC-1407	(1) ER11	1:1	
	GSC-1507		(1) ER11	1:1		
	GSC-1507-3X		(1) ER11	1:3		
	GSE-3407-HP		(1) ER11	1:1	High pressure coolant-thru	
	End Drilling / Milling	MSC-507-L	(1) ER11	1:1		
		MSC-507-II	(1) ER11	1:1		
		MSC-507-4X	(1) ER08	1:3.8		
		MSC-512	(1) ER16	1:1		
		MSC-513	(1) ER20	1:1		
		MSC507-GS	(1) ER11	1:1		
Slitting Saw	GSE-3307-L-3X	(1) ER08	1:3	High speed		
	GSE-3507-3X	(1) ER11	1:3	High speed		
Tool Holder	GSS-1530	(1) ER11	5:3	Max tool Ø63mm, Max tool thickness 2mm		
Tool Holder	CIT-SAU919-S-CT	(1) Ø3/4"		Coolant-thru, Uses M5-1/4" JIC fitting		

Gang Slide



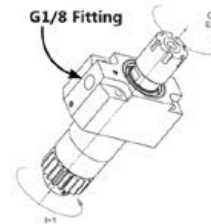
GSC-1110-4X Cross Drill/Mill

Collet Size: ER08
Output: 1:3.8
High Speed,
Up to 30,000 RPMs
L₂20



GSC-1113 Cross Drill/Mill

Collet Size: ER20
Output: 1:1
L₂20



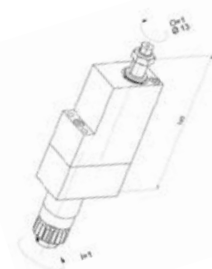
GSC-1310-HP Cross Drill/Mill

Collet Size: ER16
Output: 1:1
High Pressure Coolant-Thru
Max Pressure 137 Bar
G1/8 Fitting
[PN#4005-000104]
L₂20



BSE-307-3X End Drill/Mill

Collet Size: ER11
Output: 1:3
High Speed
Double Ended
L₂20



GSC-1335-DEC Slitting Saw

Arbor Size: Ø13mm
Output: 1:1
L₂20



GDF-1207-L Tool Holder


Tool Size: Ø19.05mm
4 Positions with 3/4"
diameter sleeves
L₂20

Citizen Cincom L2-20 VIII / X / XII

Gang Slide

Modular Spindle Heads

BASE SPINDLE
CITIZEN6-PCR



Thread Whirling GSW-210

Passing Ø: 6mm
Inclination: ±10°

Thread Whirling GSW-220

Passing Ø: 4/6mm
Inclination: ±20°

Polygon Milling GSP-218

ID: 8mm
OD: 45mm max
Width: 5mm max
Solid Carbide Cutting Tool

Polygon Milling GSP-518

ID: 5/8"
Uses a disc with indexible inserts for cutting tools

Gear Hobbing LSH-180

ID: 8mm
OD: 18/24mm
Width: 12mm



Cross Drill/Mill GSC-007

Collet Size ER08
Output: 1:1

*GSC-007 shown on
CITIZEN6-PCR base



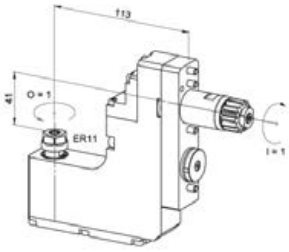
End Drill/Mill GSE-208

Collet Size ER08
Output: 1:1
Adjustable ±15°
Angle:

*GSE-208 shown on
CITIZEN6-PCR base

Citizen Cincom L2-20 VIII / X / XII

Sub Spindle



**GSC-1407
Cross Drill/Mill**
Collet Size: ER11
Output: 1:1



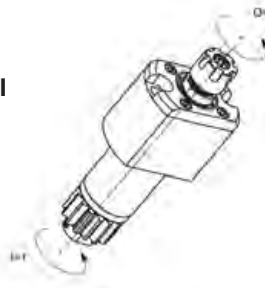
**GSC-1507
Cross Drill/Mill**
Collet Size: ER11
Output: 1:1



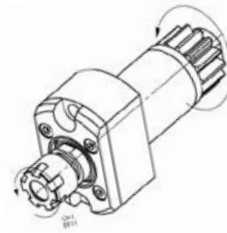
**GSC-1507-3X
Cross Drill/Mill**
Collet Size: ER11
Output: 1:3



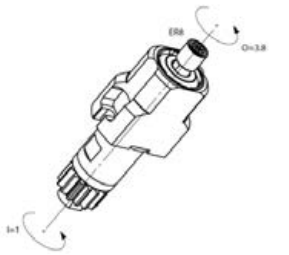
**GSE-3407-HP
Cross Drill/Mill**
Collet Size: ER11
Output: 1:1
High Pressure
Coolant-Thru



**MSC-507-L
End Drill/Mill**
Collet Size: ER11
Output: 1:1



**MSC-507-II
End Drill/Mill**
Collet Size: ER11
Output: 1:1



**MSC-507-4X
End Drill/Mill**
Collet Size: ER08
Output: 1:3.8
High Speed



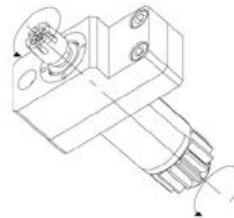
**MSC-512
End Drill/Mill**
Collet Size: ER16
Output: 1:1



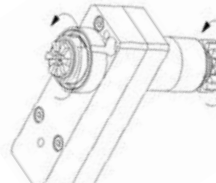
**MSC-513
End Drill/Mill**
Collet Size: ER20
Output: 1:1



**MSC-507-GS
End Drill/Mill**
Collet Size: ER11
Output: 1:1



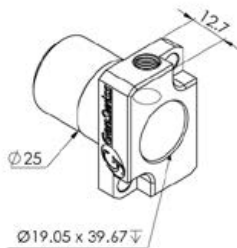
**GSE-3307-L-3X
End Drill/Mill**
Collet Size: ER08
Output: 1:3
High Speed



**GSE-3507-3X
End Drill/Mill**
Collet Size: ER11
Output: 1:3
High Speed



**GSS-1530
Slitting Saw**
Arbor Size: ER11
Output: 5:3



**CIT-SAU919-S-CT
Tool Holder**
Tool Size: $\varnothing 3/4"$
Coolant-Thru Version
Uses M5-1/4" JIC Fitting

CITIZEN₅ L₂₀ / L₇₋₂₀ / L20E-1M

Swiss Made by



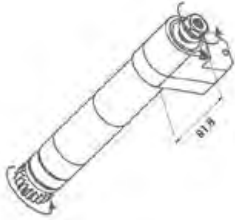
Citizen L5-20 / L7-20 / L20-E

(Machine's Live Tooling 4,500 - 6,000 RPM Rating)

Position	Operation	Item No.	(#Tools)Size	Output	Machine	Other		
Gang Slide	Cross Drilling & Milling	GSC-510-L-3X	(1) ER11	1:3				
		CIT-GSC510-3XGS	(1) ER11	1:3				
		GSC-510-4X	(1) ER08	1:3.8				
		CIT-GSC907-GS	(1) ER11	1:1				
		GSC-204-3X	(1) ER11	1:3				
		CIT-GSC1010-GS	(1) ER16	1:1				
		GSC-220	(1) ER20	1:1				
		GSC-1210	(1) ER16	1:1	L20E	For L20E-1M or newer, Requires GSE3110		
	Angled Drilling & Milling	GSC-1210-4X	(1) ER08	1:3.8		L20E	For L20E-1M or newer, Requires GSE3110	
		GSA107	(1) ER11	1:1			Adjustable 0-180°	
	End Drilling & Milling	CIT-GSE306-GS	(1) ER16	1:1				
		GSE-306-SE312	(1) ER11	1:3				
		GSE-306-DE312	(2) ER11	1:3			Double ended	
		CIT-GSE306-DE-GS	(2) ER11	1:1			Double ended	
		GSE-306-L-520	(1) ER11	1:1				
		GSE-306-DE011	(2) ER11	1:1			Double ended	
		GSE-316-GS	(1) ER16	1:1				
	Modular Base	GSE-3107	(4) ER11	1:1			Double ended, For L20E-1M or newer, Requires GSE3110	
		GSE-3207	(6) ER11	1:1			Double ended, For L20E-1M or newer, Requires GSE3110 or GSE3010	
		Slitting Saw	GSS-510	(1) Ø16	2:1			
			GDF903	(1) Ø25.4				1" sleeve holder
		Tool Holder	852-354-OF-010	(1) Ø25				High speed spindle holder
			Whirling	LSW-101	(1) Utilis	2:1		
LSW-215		(1) Utilis		1:1			9 or 12 insert cutter, Adjustable ±15°	
LSW-225		(1) Utilis		1:1			9 or 12 insert cutter, Adjustable ±25°	
Modular Heads		Citizen7-PCR			1:1			
		GSE-208	End Drill/Milling	(2) ER08	1:1		Adjustable ±15°	
	GSC-007	Cross Drill/Mill	(1) ER08	1:1				
	GSP-218	Polygon Milling	(1) Ø08	1:1		Max tool Ø45mm, Max thickness 5mm		
	GSP-518	Polygon Milling	(1) Ø15.875	1:1		Max tool Ø45mm, Max thickness 10mm, Adjustable ±15°		
	LSH-180	Gear Hobbing	(1) Ø08	1:1		Adjustable -2° to +15° with max tool Ø18 and max thickness 12mm; Adjustable -2° to +4° with max tool Ø24 and max thickness 12mm;		
	GSW-210	Thread Whirling	(1) Utilis	1:1		9 or 12 insert cutter, Adjustable ±10°, 6mm Flight Ø		
	GSW-220	Thread Whirling	(1) Utilis	1:1		9 or 12 insert cutter, Adjustable ±20°, 6mm flight Ø		
	Sub Spindle	Cross Drilling & Milling	GSC-1407	(1) ER11	1:1			
GSC-1507			(1) ER11	1:1				
GSC-1507-3X			(1) ER11	1:3			High speed	
GSE-3407-HP			(1) ER11	1:1			High pressure coolant-thru	
MSC-507-L			(1) ER08	1:1				
MSC-507-II			(1) ER11	1:1				
End Drilling & Milling		MSC-507-4X	(1) ER08	1:3.8				
		MSC-513	(1) ER20	1:1				
		MSC507-GS	(1) ER11	1:1				
		GSE-3307-L-3X	(1) ER08	1:3			High speed	
		GSE-3507-3X	(1) ER11	1:3			High speed	
Slitting Saw	GSS-1530	(1) ER11	5:3			Max tool Ø63mm, Max tool thickness 2mm		

Citizen Cincom L5-20 / L7-20 / L20-E

Gang Slide



**GSC-510-L-3X
Cross Drill/Mill**
Collet Size: ER11
Output: 1:3
High Speed



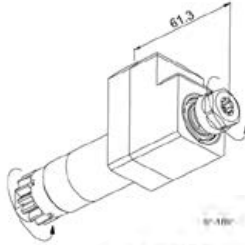
**GSC-510-3XGS
Cross Drill/Mill**
Collet Size: ER11
Output: 1:3
High Speed



**GSC-510-4X
Cross Drill/Mill**
Collet Size: ER08
Output: 1:3.8
High Speed



**GSC-907-GS
Cross Drill/Mill**
Collet Size: ER11
Output: 1:1



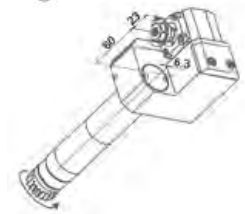
**GSC-204-3X
Cross Drill/Mill**
Collet Size: ER11
Output: 1:3
High Speed



**GSC-1010-GS
Cross Drill/Mill**
Collet Size: ER16
Output: 1:1



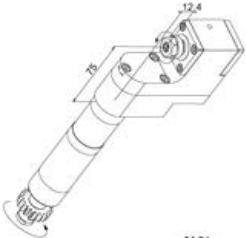
**GSC-220-GS
Cross Drill/Mill**
Collet Size: ER20
Output: 1:1



**GSA107
Angled Drill/Mill**
Collet Size: ER11
Output: 1:1
Adjustable 0-180°



**GSE-306-GS
End Drill/Mill**
Collet Size: ER16
Output: 1:1



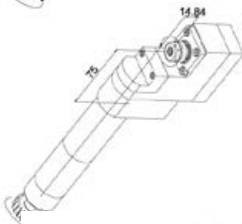
**GSE-306-SE312
End Drill/Mill**
Collet Size: ER11
Output: 1:3
High Speed



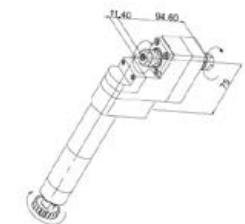
**GSE-306-DE312
End Drill/Mill**
Collet Size: ER11
Output: 1:3
High Speed
Double Ended



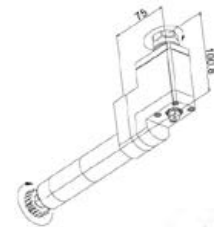
**GSE-306-DE-GS
End Drill/Mill**
Collet Size: ER11
Output: 1:1
Double Ended



**GSE-306-L-520
End Drill/Mill**
Collet Size: ER11
Output: 1:1



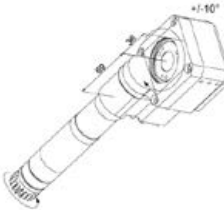
**GSE-306-DE011
End Drill/Mill**
Collet Size: ER11
Output: 1:1
Double Ended



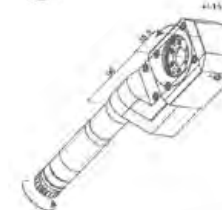
**GSE-316-GS
End Drill/Mill**
Collet Size: ER16
Output: 1:1



**GSS-510
Slitting Saw**
Arbor Size: Ø16mm
Output: 2:1



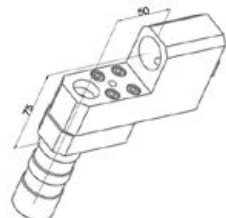
**LSW-101
Thread Whirling**
Ring: Utilis
Output: 1:1
9 or 12 insert cutter,
Flight Ø12mm,
Adjustable ±10°



**LSW-215
Thread Whirling**
Ring: Utilis
Output: 1:1
9 or 12 insert cutter,
Adjustable ±15°



**LSW-225
Thread Whirling**
Ring: Utilis
Output: 1:1
9 or 12 insert cutter,
Adjustable ±25°



**GDF903
Tool Holder**
Tool Size: Ø25.4mm
1° Sleeve Holder



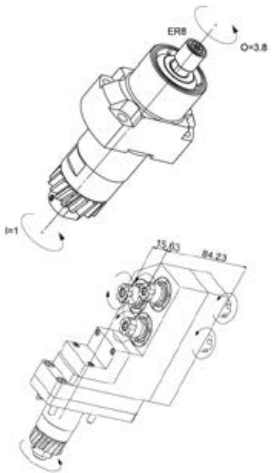
**852-354-OF-010
Tool Holder**
Tool Size: Ø25mm
High Speed
Spindle Holder

CONTINUED ON NEXT PAGE

Citizen Cincom L5-20 / L7-20 / L20-E

Gang Slide

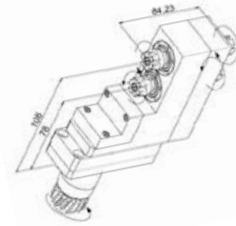
For Use With GSE3110 or GSE3010 Expansion Block



**GSC-1210-4X
Cross Drill/Mill**
Collet Size: ER08
Output: 1:3.8
High Speed
Requires GSE3110
L20E



**GSC-1210
Cross Drill/Mill**
Collet Size: ER16
Output: 1:1
Requires GSE3110
L20E



**GSE-3107
End Drill/Mill**
Collet Size: ER11
Output: 1:1
Double Ended

**GSE-3207
End Drill/Mill**
Collet Size: ER11
Output: 1:1
Double Ended

Modular Spindle Heads

BASE SPINDLE
CITIZEN7-PCR



**Thread Whirling
GSW-210**

Passing Ø: 6mm
Inclination: ±10°



**Thread Whirling
GSW-220**

Passing Ø: 4/6mm
Inclination: ±20°



**Polygon Milling
GSP-218**

ID: 8mm
OD: 45mm max
Width: 5mm max
Solid Carbide Cutting Tool



**Polygon Milling
GSP-518**

ID: 5/8"
Uses a disc with indexible inserts for cutting tools



**Gear Hobbing
LSH-180**


ID: 8mm
OD: 18/24mm
Width: 12mm



*GSC-007 shown on
CITIZEN7-PCR base

**Cross Drill/Mill
GSC-007**

Collet Size ER08
Output: 1:1



**End Drill/Mill
GSE-208**

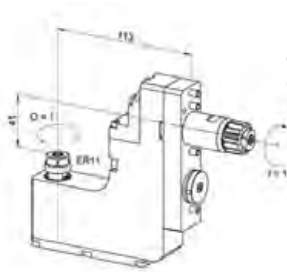
Collet Size ER08
Output: 1:1
Adjustable ±15°
Angle:

*GSE-208 shown on
CITIZEN7-PCR base

Citizen Cincom L5-20 / L7-20 / L20-E

Sub Spindle

Equipped With U153B or U155B



GSC-1407
Cross Drill/Mill
Collet Size: ER11
Output: 1:1



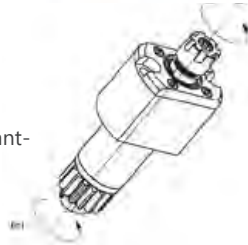
GSC-1507
Cross Drill/Mill
Collet Size: ER11
Output: 1:1



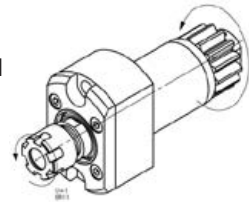
GSC-1507-3X
Cross Drill/Mill
Collet Size: ER11
Output: 1:3



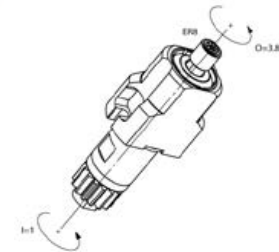
GSE-3407-HP
Cross Drill/Mill
Collet Size: ER11
Output: 1:1
High Pressure Coolant-Thru



MSC-507-L
Cross Drill/Mill
Collet Size: ER08
Output: 1:1



MSC-507-II
Cross Drill/Mill
Collet Size: ER11
Output: 1:1



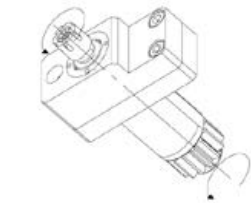
MSC-507-4X
Cross Drill/Mill
Collet Size: ER08
Output: 1:3.8
High Speed



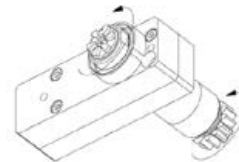
MSC-513
End Drill/Mill
Collet Size: ER20
Output: 1:1



MSC-507-GS
End Drill/Mill
Collet Size: ER11
Output: 1:1



GSE-3307-L-3X
End Drill/Mill
Collet Size: ER08
Output: 1:3
High Speed



GSE-3507-3X
End Drill/Mill
Collet Size: ER11
Output: 1:3
High Speed



GSS-1530
Slitting Saw
Arbor Size: ER11
Output: 5:3

CITIZEN L₄25/32

Swiss Made by

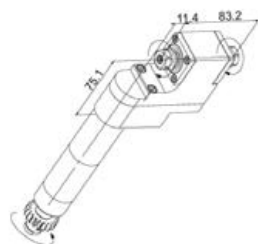


Citizen L₄ 25/32

(Machine's Live Tooling 3,000 - 4,500 RPM Rating)

Position	Operation	Item No.	(#Tools)Size	Output	Other
Gang Slide	End Drilling / Milling	GSE-306-DE511	(2) ER11	1:1	Double Ended
		GSE-306-DE512	(2) ER11	1:3	Double Ended, 3X High Speed
		GSE-306-SE512	(1) ER11	1:3	3X High Speed

Gang Slide



GSE-306-DE511
End Drill/Mill
Collet Size: ER11
Output: 1:1
Double Ended




GSE-306-DE512
End Drill/Mill
Collet Size: ER11
Output: 1:3
High Speed
Double Ended



GSE-306-SE512
End Drill/Mill
Collet Size: ER11
Output: 1:3
High Speed

CITIZEN A32, L32

Swiss Made by



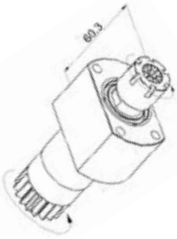
Citizen A32-VII & L32-VIII, X, XII

(Machine's Live Tooling 4,000 RPM Rating)

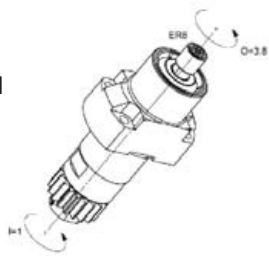
Position	Operation	Item No.	(#Tools)Size	Output	Machine	Other
Gang Slide	Cross Drilling & Milling	GSC-1110	(1) ER16	1:1	A32, L32	
		GSC-1110-4X	(1) ER08	1:3.8	A32, L32	High Speed, Up to 30,000 RPM
		GSC-1110-F	(1) M10	1:1	A32, L32	For SECO Combimaster mill tool with M10 attachment
		GSC-1113	(1) ER20	1:1	A32, L32	
		GSC-1310-HP	(1) ER16	1:1	A32, L32	High Pressure Coolant-Thru, Max Pressure 137 Bar, G1/8 Fitting
	Angled Drilling & Milling	BSC-210	(1) ER16	1:1	A32, L32	
		BSC-610-L-3X	(1) ER11	1:3	A32, L32	High Speed, Added bearing for strength
	End Drilling & Milling	BSA-2010	(6) ER16	1:1	A32, L32	Adjustable 0-21°, Interferes with adjacent tooling station when at angle
		BSA-3107	(1) ER11	1:1	A32	Adjustable 0-180°, interferes with adjacent tooling station when used at angle
	Polygon Milling	BSE-3207-III	(4) ER16	1:1	A32, L32	Double Ended, Spindles rotate in alternating directions
		BSE-3208-II	(8) ER16	1:1	A32	Double Ended, Spindles rotate in the same direction
		BSE-3208-III	(8) ER16	1:1	A32	Double Ended, Spindles rotate in alternating directions
		BSE-3106	(3) ER11	1:1	A32, L32	
		BSE-3205	(6) ER11	1:1	A32, L32	Double Ended
		BSE-3209	(3) ER16	1:1	A32, L32	Spindles rotate in alternating directions
		BSE-3210	(6) ER16	1:1	A32, L32	Double Ended, Spindles rotate in alternating directions
		GSE-1710	(6) ER16	1:1	A32	
		GSE-1710-2X	(6) ER16	1:2	A32	High Speed
		Slotting Saw	BSP-510	(1) Ø13	1:1	A32, L32
	BSP-511		(1) Ø10	1:1	A32, L32	Max tool Ø 55mm
	Whirling	GSC-1307-DEC	(1) Ø16	1:1	A32, L32	Max tool Ø 63mm, Width 6mm
		GSS1035-DEC	(1) Ø10	1:1	A32, L32	
	Tool Holder	BSW-315	(1) Utilis	1:1	A32	9 or 12 Insert Cutter, Adjustable ±15°, Flight Ø12, Requires removal of the 4-position ID Tool Block , Utilis ring #137578
		BSW-315-II	(1) Utilis	1:1	A32	9 or 12 Insert Cutter, Adjustable ±15°, Flight Ø12, T07 Blocked, Postiton T08 can only be used with Ø25x52mm in position , Utilis ring #137578
		BTW2000-A32	(1) Utilis	1:1	A32	9 or 12 Insert Cutter, Adjustable ±15°
	Modular Base	GDF-1207-L	(4) Ø19.05			4 Position 3/4" Ø Sleeves
		GDF-1501-II	(3) Ø1inch		A32, L32	Holds 3 Ø1inch sleeves, Position T06-T09
	Modular Heads	GDF-1601-L	(3) Ø1inch		L32	Holds 3 Ø1inch sleeves, Position T10, U30B, and U32B
		Citizen6-PCR			A32, L32	Receives modular heads
		LSH-180	(1) Ø8.0		A32, L32	Cutter OD: Ø18
GSP-218		(1) Ø8.0		A32, L32	Cutter OD: up to 45mm, Solid carbide cutting tool	
GSP-518		(1) .625"		A32, L32	Uses disc with indexible inserts	
Slitting Saw	GSW-210	(1) Utilis	1:1	A32, L32	9 or 12 Insert Cutter, Adjustable ±10°, 6mm Flight Ø	
	GSW-220	(1) Utilis	1:1	A32, L32	9 or 12 Insert Cutter, Adjustable ±20°, 6mm Flight Ø	
Sub Spindle	Cross Drilling & Milling	GSC-1110	(1) ER16	1:1	A32, L32	
		GSC-1110-4X	(1) ER08	1:3.8	A32, L32	High Speed, Up to 30,000 RPM
		GSC-1110-F	(1) M10	1:1	A32, L32	For SECO Combimaster mill tool with M10 attachment
		GSC-1113	(1) ER20	1:1	A32, L32	
		GSC-1310-HP	(1) ER16	1:1	A32, L32	High Pressure Coolant-Thru, Max Pressure 137 Bar, G1/8 Fitting
		BSC-210	(1) ER16	1:1	A32, L32	
	BSC-1330	(1) ER16	1:1	A32, L32	Requires 2 Tool Positions	
	BSC-2330	(1) ER11 (1) ER16	1:1	A32, L32	Requires 2 Tool Positions	
Slitting Saw	BSS-1530	(1) ER16	5:3	A32, L32	Max tool Ø 80mm, Width 3mm	

Citizen A32-VII & L32-VIII, X, XII

Gang Slide



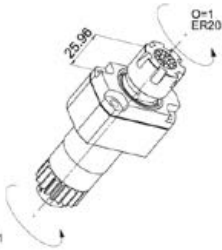
**GSC-1110
Cross Drill/Mill**
Collet Size: ER16
Output: 1:1
A32
L32



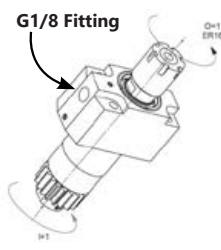
**GSC-1110-4X
Cross Drill/Mill**
Collet Size: ER08
Output: 1:3.8
High Speed,
Up to 30,000 RPMs
A32
L32



**GSC-1110-F
Cross Drill/Mill**
Collet Size: M10
Output: 1:1
For SECO Combimaster
mill tool
A32
L32



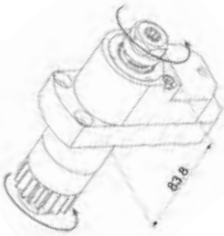
**GSC-1113
Cross Drill/Mill**
Collet Size: ER20
Output: 1:1
A32
L32



**GSC-1310-HP
Cross Drill/Mill**
Collet Size: ER16
Output: 1:1
High Pressure Coolant-Thru
Max Pressure 137 Bar
G1/8 Fitting
[PN#4005-000104]
A32
L32



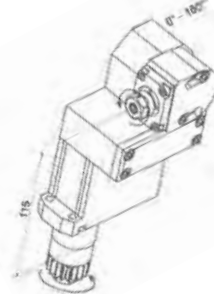
**BSC-210
Cross Drill/Mill**
Collet Size: ER16
Output: 1:1
A32
L32



**BSC-610-L-3X
Cross Drill/Mill**
Collet Size: ER11
Output: 1:3
High Speed,
Long Version
Added bearing
For strength
A32
L32



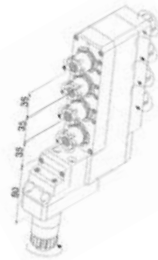
**BSA-2010
Angled Drill/Mill**
Collet Size: ER16
Output: 1:1
Adjustable 0-21°
Interferes with adjacent
tooling position when
used at angle
A32
L32



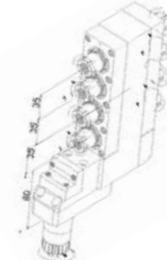
**BSA-3107
Angled Drill/Mill**
Collet Size: ER11
Output: 1:1
Adjustable 0-180°
Crashes with U150B/U151B
when working with tool
position T11 and T12
A32



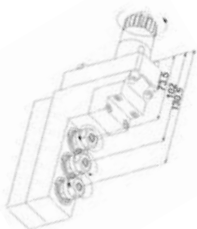
**BSE-3207-III
End Drill/Mill**
Collet Size: ER16
Output: 1:1
Spindle positions rotate in
alternating directions
A32
L32



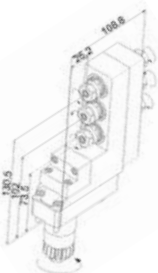
**BSE-3208-II
End Drill/Mill**
Collet Size: ER16
Output: 1:1
Notice positions on
spindle rotate in
same direction
A32



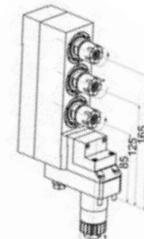
**BSE-3208-III
End Drill/Mill**
Collet Size: ER16
Output: 1:1
Spindle positions rotate
in alternating directions
A32



**BSE-3106
End Drill/Mill**
Collet Size: ER11
Output: 1:1
Spindle positions rotate
in alternating directions
A32
L32



**BSE-3205
End Drill/Mill**
Collet Size: ER11
Output: 1:1
Notice positions on
spindle rotate in
alternating directions
A32
L32

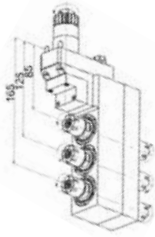


**BSE-3209
End Drill/Mill**
Collet Size: ER16
Output: 1:1
Notice positions on
spindle rotate in
alternating directions
A32
L32

CONTINUED ON NEXT PAGE

Citizen A32-VII & L32-VIII, X, XII

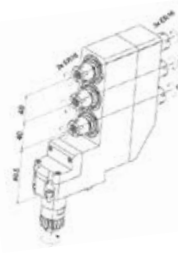
Gang Slide



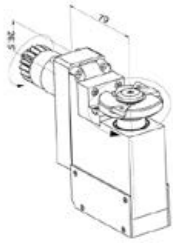
**BSE-3210
End Drill/Mill**
Collet Size: ER16
Output: 1:1
Notice positions on
spindle rotate in
alternating directions
A32
L32



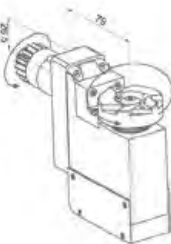
**GSE-1710
End Drill/Mill**
Collet Size: ER16
Output: 1:1
Notice positions on
spindle rotate in
alternating directions
A32



**GSE-1710-2X
End Drill/Mill**
Collet Size: ER16
Output: 1:2
High Speed
Notice positions on
spindle rotate in
alternating directions
A32



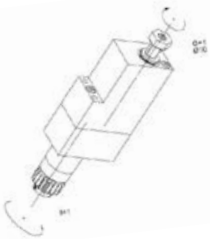
**BSP-510
Polygon Milling**
Tool ID Size: $\varnothing 13\text{mm}$
Output: 1:1
Max Tool $\varnothing 60\text{mm}$
A32
L32



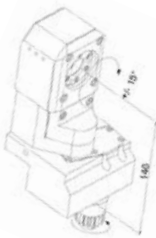
**BSP-511
Polygon Milling**
Tool ID Size: $\varnothing 10\text{mm}$
Output: 1:1
Max Tool $\varnothing 55\text{mm}$
A32
L32



**GSC-1307-DEC
Slitting Saw**
Arbor Size: $\varnothing 16\text{mm}$
Output: 1:1
Max Tool $\varnothing 63\text{mm}$
Tool Thickness: 6mm
A32
L32



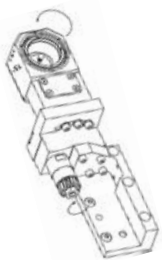
**GSS1035-DEC
Slitting Saw**
Arbor Size: $\varnothing 10\text{mm}$
Output: 1:1
A32
L32



**BSW-315
Thread Whirling**
Ring: Utilis
Output: 1:1
9 or 12 insert cutter,
Flight $\varnothing 12$, Requires
removal of the 4-position
ID tool Block, Utilis ring
#137578
A32



**BSW-315-II
Thread Whirling**
Ring: Utilis
Output: 1:1
9 or 12 insert cutter,
Flight $\varnothing 12$, T07 blocked,
Position T08 can only be
used with $\varnothing 25 \times 52\text{mm}$
in position, Utilis ring
#137578
A32



**BTW2000-A32
Thread Whirling**
Ring: Utilis
Output: 1:1
9 or 12 Insert Cutter,
Adjustable $\pm 15^\circ$



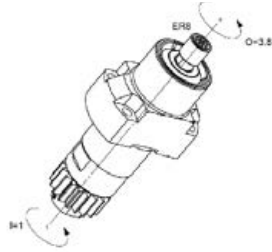
**GDF-1207-L
Tool Holder**
Tool Size: $\varnothing 19.05\text{mm}$
4 Position $\varnothing 3/4\text{in}$ Sleeves
A32

Citizen A32-VII & L32-VIII, X, XII

Sub Spindle



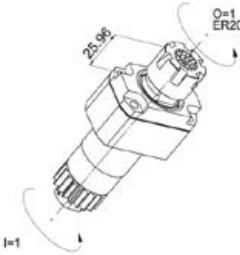
**GSC-1110
Cross Drill/Mill**
Collet Size: ER16
Output: 1:1
A32
L32



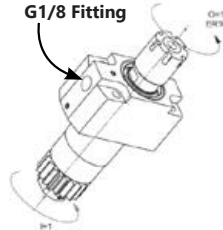
**GSC-1110-4X
Cross Drill/Mill**
Collet Size: ER08
Output: 1:3.8
High Speed,
Up to 30,000 RPMs
A32
L32



**GSC-1110-F
Cross Drill/Mill**
Collet Size: M10
Output: 1:1
For SECO Combimaster
mill tool
A32
L32



**GSC-1113
Cross Drill/Mill**
Collet Size: ER20
Output: 1:1
A32
L32



**GSC-1310-HP
Cross Drill/Mill**
Collet Size: ER16
Output: 1:1
High Pressure
Coolant-Thru
Max Pressure
137 Bar
G1/8 Fitting
A32
L32



**BSC-210
Cross Drill/Mill**
Collet Size: ER16
Output: 1:1
A32
L32



**BSC-1330
Cross Drill/Mill**
Collet Size: ER16
Output: 1:1
Requires 2 Tool Positions
A32
L32



**BSC-2330
Cross Drill/Mill**
Collet Size: ER11, ER16
Output: 1:1
Requires 2 Tool Positions
A32
L32



**BSS-1530
Slitting Saw**
Arbor Size: ER16
Output: 5:3
Max Tool Ø: 80mm
Max Tool Thickness: 3mm
A32
L32

CITIZEN L₄25/32

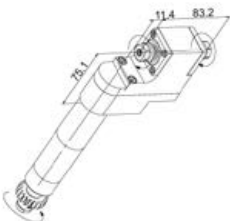


Citizen L₄ 25/32

(Machine's Live Tooling 3,000 - 4,500 RPM Rating)

Position	Operation	Item No.	(#Tools)Size	Output	Other
Gang Slide	End Drilling / Milling	GSE-306-DE511	(2) ER11	1:1	Double Ended
		GSE-306-DE512	(2) ER11	1:3	Double Ended
		GSE-306-SE512	(1) ER11	1:3	

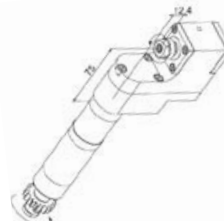
Gang Slide



**GSE-306-DE511
End Drill/Mill**
Collet Size: ER11
Output: 1:1
Double Ended
L₄25
L₄32



**GSE-306-DE512
End Drill/Mill**
Collet Size: ER11
Output: 1:3
High Speed
Double Ended
L₄25
L₄32



**GSE-306-SE512
End Drill/Mill**
Collet Size: ER11
Output: 1:3
High Speed
L₄25
L₄32

Citizen L₆32

(Machine's Live Tooling 3,000 - 4,500 RPM Rating)

Position	Operation	Item No.	(#Tools)Size	Output	Other
Gang Slide	Cross Drilling / Milling	GSC-510-L-3X	(1) ER11	1:3	3X High speed
		GSC-510-4X	(1) ER08	1:3.8	4X High speed
	Angled Drilling / Milling	GSC1010-GS	(1) ER16	1:1	
		GSA107	(1) ER11	1:1	Adjustable 0-180°
	End Drilling / Milling	GSE-306-SE312	(1) ER11	1:3	
		GSE-306-DE312	(2) ER11	1:3	Double ended
		GSE-306-L-520	(1) ER11	1:1	
		GSE-306-DE011	(2) ER11	1:1	Double ended
		GSE-316-GS	(1) ER16	1:1	
	Slitting Saw	GSS-510	(1) Ø16	2:1	
Tool Holder	GDF903	(1) Ø25.4		1" Sleeve holder	
	GDF903-25	(1) Ø25.0			
		852-354-OF-010	(1) Ø25		High speed spindle holder

Citizen Cincom L₆32

Gang Slide



GSC-510-L-3X
Cross Drill/Mill
 Collet Size: ER11
 Output: 1:3
 High Speed
 L₆32



GSC-510-4X
Cross Drill/Mill
 Collet Size: ER08
 Output: 1:3.8
 High Speed
 L₆32



GSC220-GS
Cross Drill/Mill
 Collet Size: ER20
 Output: 1:1
 L₆32



GSC510-3XGS
Cross Drill/Mill
 Collet Size: ER11
 Output: 3:1
 L₆32



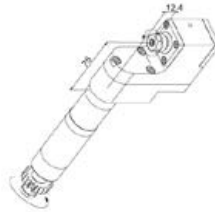
GSC1010-GS
Cross Drill/Mill
 Collet Size: ER16
 Output: 1:1
 L₆32



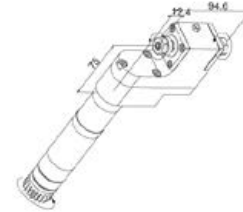
GSA107
Angled Drill/Mill
 Collet Size: ER11
 Output: 1:1
 Adjustable 0-180°
 L₆32



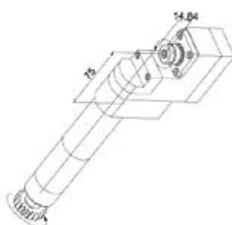
GSE306-DE-GS
End Drill/Mill
 Collet Size: ER11
 Output: 1:1
 L₆32



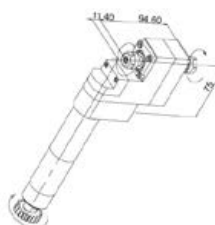
GSE-306-SE312
End Drill/Mill
 Collet Size: ER11
 Output: 1:3
 High Speed
 L₆32



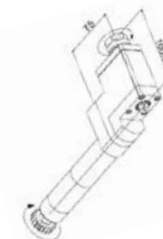
GSE-306-DE312
End Drill/Mill
 Collet Size: ER11
 Output: 1:3
 High Speed
 Double Ended
 L₆32



GSE-306-L-520
End Drill/Mill
 Collet Size: ER11
 Output: 1:1
 L₆32



GSE-306-DE011
End Drill/Mill
 Collet Size: ER11
 Output: 1:1
 Double Ended
 L₆32



GSE-316-GS
End Drill/Mill
 Collet Size: ER16
 Output: 1:1
 L₆32

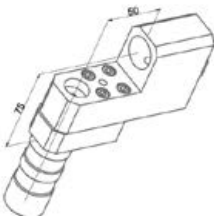
CONTINUED ON NEXT PAGE

Citizen Cincom L₆32

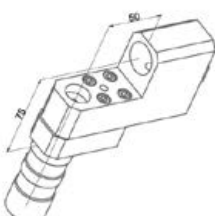
Gang Slide



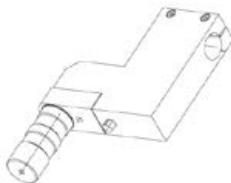
**GSS-510
Slitting Saw**
Arbor Size: Ø16mm
Output: 2:1
L₆32



**GDF903
Tool Holder**
Tool Size: Ø25.4mm
Output: 1:3
1in Sleeve Holder
L₆32



**GDF903-25
Tool Holder**
Tool Size: Ø25mm
L₆32



**852-354-OF-010
Tool Holder**
Tool Size: Ø25mm
High Speed Spindle
Holder
L₆32

CITIZEN M₂12/16 & M₃12/16

Swiss Made by



Citizen M₂12/16 & M₃12/16

Gang Slide Attachments

Position	Operation	Item No.	(#Tools)Size	Output	Coolant Thru	Other	
Gang Slide	Cross Drilling / Milling	GSC-607-2X	(1) ER11	1:2		2X High Speed	
		GSC-607-GS	(1) ER11	1:1			
	Angled Drilling / Milling	GSA-407	(1) ER11	1:2.5			Adjustable 0-180°
		GSA-507	(1) ER11	1:1			Adjustable 0-180°
	End Drilling / Milling	GSE-507	(1) ER11	1:1			
		GSE-507-2X	(1) ER11	1:2			2X High Speed
		GSE-507-DE	(1) ER11 (1) ER08	1:1			Double Ended
		GSE-507-DS	(2) ER11	1:1			Double Ended
		GSE-508	(1) ER11	1:1			
		GSE-707	(1) ER11	1:1			
		GSE-708	(1) ER11	1.65:1			
	Polygon Milling	MSE607	(3) ER11	1:1			
		GSE-509	(1) Ø10	1.6:1			
	Slitting Saw	GSS-250	(1) Ø16	2:1			Max tool size: 50mm, Needs 2 positions
		GSS-250-13	(1) Ø13	2:1			Max tool size: 50mm, Needs 2 positions
GSS-250-15		(1) Ø15	2:1			Max tool size: 50mm, Needs 2 positions	
Whirling	GSS-450	(1) Ø16	4:1			Max tool size: 50mm, Needs 2 positions	
	LSW-424	(1) Utilis	1:1			3,9, or 12 Insert Cutter, Adjustable ±10°	
Tool Holder	GDF-901-S2X6	(2) Ø6					
	GDF-901-S1X4	(1) Ø4					
	GDF-901-S2X4	(2) Ø4					
	GDF901	(1) Ø19.05					
	GDF-901-HF	(1) Ø25					

Citizen Cincom M₂12/16 & M₃12/16

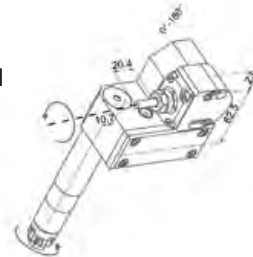
Gang Slide



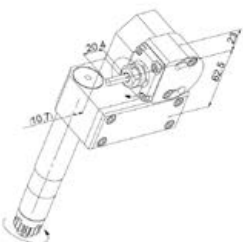
GSC-607-2X
Cross Drill/Mill
Collet Size: ER11
Output: 1:2
High Speed



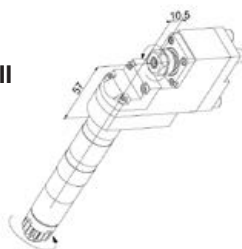
GSC-607-GS
Cross Drill/Mill
Collet Size: ER11
Output: 1:1



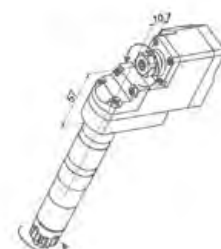
GSA-407
Angled Drill/Mill
Collet Size: ER11
Output: 1:2.5
Adjustable 0-180°



GSA-507
Angled Drill/Mill
Collet Size: ER11
Output: 1:1
Adjustable 0-180°



GSE-507
End Drill/Mill
Collet Size: ER11
Output: 1:1

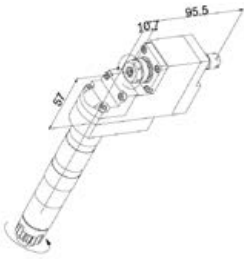


GSE-507-2X
End Drill/Mill
Collet Size: ER11
Output: 1:1
High Speed

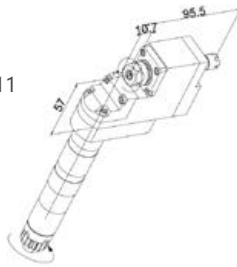
CONTINUED ON NEXT PAGE

Citizen Cincom M₂12/16 & M₃12/16

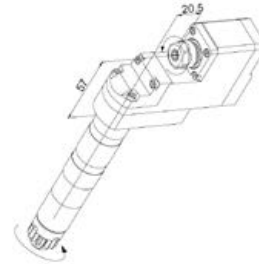
Gang Slide



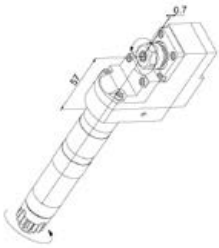
**GSE-507-DE
End Drill/Mill**
Collet Size: ER08, ER11
Output: 1:1
Double Ended



**GSE-507-DS
End Drill/Mill**
Collet Size: ER11
Output: 1:1
Double Ended



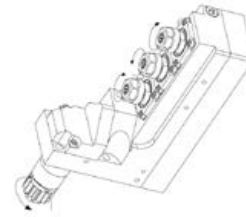
**GSE-508
End Drill/Mill**
Collet Size: ER11
Output: 1:1



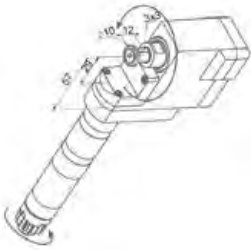
**GSE-707
End Drill/Mill**
Collet Size: ER11
Output: 1:1



**GSE-708
End Drill/Mill**
Collet Size: ER11
Output: 1.65:1



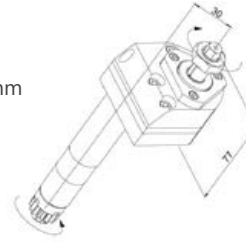
**MSE-607
End Drill/Mill**
Collet Size: ER11
Output: 1:1



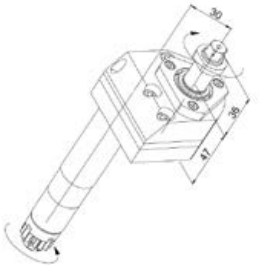
**GSE-509
Polygon Milling**
ID Size: Ø10mm
Output: 1.6:1



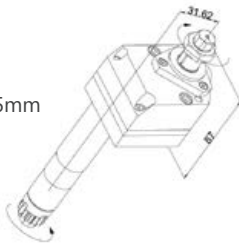
**GSS-250
Slitting Saw**
Arbor Size: Ø16mm
Output: 2:1



**GSS-250-13
Slitting Saw**
Arbor Size: Ø13mm
Output: 2:1



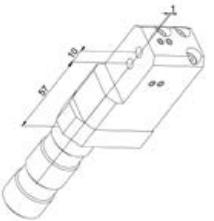
**GSS-250-15
Slitting Saw**
Arbor Size: Ø15.875mm
Output: 2:1



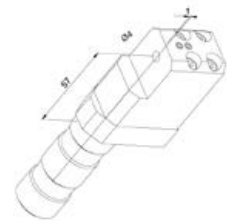
**GSS-450
Slitting Saw**
Arbor Size: Ø16mm
Output: 4:1



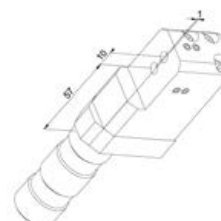
**LSW-424
Thread Whirling**
Ring: Utilis
Output: 1:1
3,9, or 12 insert cutter,
Adjustable ±10°



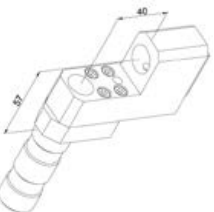
**GDF-901-S2X6
Tool Holder**
Tool Size: Ø6mm



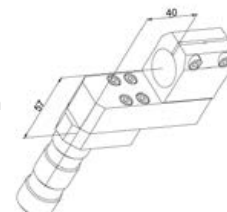
**GDF-901-S1X4
Tool Holder**
Tool Size: Ø4mm



**GDF-901-S2X4
Tool Holder**
Tool Size: Ø4mm



**GDF-901
Tool Holder**
Tool Size: Ø19.05mm



**GDF-901-HF
Tool Holder**
Tool Size: Ø25mm
For Broach Holders

CITIZEN M₄12/16

Swiss Made by



Citizen M₄12/16

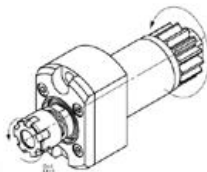
Gang Slide Attachments

Position	Operation	Item No.	(#Tools)Size	Output	Other
Gang Slide	Cross Drilling / Milling	MSC-507-L	(1) ER11	1:1	
		MSC-507-II	(1) ER11	1:1	
		MSC-507-2X	(1) ER11	1:2	
		MSC-507-4X	(1) ER08	1:3.8	
		MSC-507-ER20	(1) ER20	1:1	
		MSC-512	(1) ER16	1:1	
	End Drilling / Milling	MSC-513	(1) ER20	1:1	
		GSE-1207-3X	(1) ER11	1:3	High Speed Spindle, Adjustable ±30°, Double Ended
		GSE-3307-L-3X	(1) ER08	1:3	High Speed Spindle
		GSE-3507-3X	(1) ER11	1:3	High Speed Spindle
		GSE-3607-1B	(1) ER11	1:1	Adjustable ±45°
		GSE-3607-2B	(2) ER11	1:1	Adjustable ±30°
		GSE-3607-3B	(3) ER11	1:1	Adjustable ±30°
		GSE-3607-1D	(2) ER11	1:1	Double Ended, Adjustable ±45°
		GSE-3607-2D	(4) ER11	1:1	Double Ended, Adjustable ±30°
		GSE-3607-3D	(6) ER11	1:1	Double Ended, Adjustable ±30°
		GSE-3607-1M	(1) ER11	1:1	Adjustable ±45°
		GSE-3607-2M	(2) ER11	1:1	Adjustable ±30°
	GSE-3607-3M	(3) ER11	1:1	Adjustable ±30°	
	Slitting Saw	MSE-1007	(2) ER11	1:1	Requires 3 Positions
		GSS-1530	(1) ER11	5:3	Max tool Ø63mm, Width 2mm
	Polygon Milling	GSS610	(1) Ø10	1:1	Max tool Ø40mm, Width 4.5mm
	Hobbing	GSF-080	(1) Ø08	1:1	Max tool Ø58mm, Width 3mm
		MSH507	(1) Ø4.5	1:1	Disk Ø12mm, Width 10mm
	Whirling	LSW-515	(1) Utilis	1:1	7 or 9 Insert Cutter, 6mm Flight Ø
		GDF9001S24	(2) 4mm		
Tool Holders	GDF9001S24-II	(2) 4mm		Adjustable ±0.2	
	GDF9001S26	(2) 6mm			
Modular Base	Citizen5-PCR				
Modular Heads	Citizen5-GSP-218	(1) Ø08	1:1	Max tool Ø45mm, Width 5mm	
	Polygon Milling Citizen5-GSW-210 Thread Whirling	(1) Utilis	1:1	Spindle base with modular GSW-210 whirling head	

Gang Slide



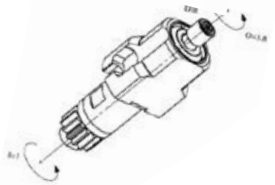
MSC-507-L
Cross Drill/Mill
Collet Size: ER11
Output: 1:1



MSC-507-II
Cross Drill/Mill
Collet Size: ER11
Output: 1:1



MSC-507-2X
Cross Drill/Mill
Collet Size: ER11
Output: 1:2
High Speed



MSC-507-4X
Cross Drill/Mill
Collet Size: ER08
Output: 1:3.8
High Speed




MSC-512
Cross Drill/Mill
Collet Size: ER16
Output: 1:1



MSC-513
Cross Drill/Mill
Collet Size: ER20
Output: 1:1



GSE-1207-3X
End Drill/Mill
Collet Size: ER11
Output: 1:3
High Speed Spindle,
Adjustable ±30°
Double Ended



GSE-3307-L-3X
End Drill/Mill
Collet Size: ER08
Output: 1:3



GSE-3507-3X
End Drill/Mill
Collet Size: ER11
Output: 1:3
High Speed Spindle,

Citizen Cincom M₄12/16

Gang Slide



**GSE-3607-1B
End Drill/Mill**
Collet Size: ER11
Output: 1:1
Adjustable $\pm 45^\circ$



**GSE-3607-2B
End Drill/Mill**
Collet Size: ER11
Output: 1:1
Adjustable $\pm 30^\circ$



**GSE-3607-3B
End Drill/Mill**
Collet Size: ER11
Output: 1:1
Adjustable $\pm 30^\circ$



**GSE-3607-1D
End Drill/Mill**
Collet Size: ER11
Output: 1:1
Adjustable $\pm 45^\circ$
Double Ended



**GSE-3607-2D
End Drill/Mill**
Collet Size: ER11
Output: 1:1
Adjustable $\pm 30^\circ$
Double Ended



**GSE-3607-3D
End Drill/Mill**
Collet Size: ER11
Output: 1:1
Adjustable $\pm 30^\circ$
Double Ended



**GSE-3607-1M
End Drill/Mill**
Collet Size: ER11
Output: 1:1
Adjustable $\pm 45^\circ$



**GSE-3607-2M
End Drill/Mill**
Collet Size: ER11
Output: 1:1
Adjustable $\pm 30^\circ$



**GSE-3607-3M
End Drill/Mill**
Collet Size: ER11
Output: 1:1
Adjustable $\pm 30^\circ$



**MSE-1007
End Drill/Mill**
Collet Size: ER11
Output: 1:1
Requires 3 Positions



**GSS-1530
Slitting Saw**
Collet Size: ER11
Output: 5:3
Max Tool $\varnothing 63\text{mm}$
Max Width 2mm



**GSS610
Slitting Saw**
Saw ID: 10mm
Output: 1:1
Max Tool $\varnothing 40\text{mm}$
Max Width 4.5mm



**GSF-080
Polygon Milling**
Tool ID Size: $\varnothing 8\text{mm}$
Output: 1:1
Max Tool $\varnothing 58\text{mm}$
Max Width 3mm



**MSH-507
Gear Hobbing**
ID Size: $\varnothing 4.5\text{mm}$
Output: 1:1
Hobb OD: $\varnothing 12\text{mm}$
Hobb Thickness: 10mm



**LSW-515
Thread Whirling**
Ring: Utilis
Output: 1:1
7 or 9 Insert Cutter
Flight Circle: $\varnothing 6\text{mm}$



**GDF9001S24
Tool Holders**
Tool Size: $\varnothing 4\text{mm}$



**GDF9001S24-II
Tool Holders**
Tool Size: $\varnothing 4\text{mm}$
Adjustable ± 0.2



**GDF9001S26
Tool Holders**
Tool Size: $\varnothing 6\text{mm}$



**Citizen5-PCR
Modular Base**
Output: 1:1



**Citizen5-GSW-210
Thread Whirling**
Output: 1:1
Ring: Utilis Ring
Flight Circle: 6mm
Inclination: $\pm 10^\circ$

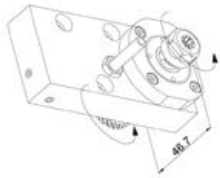


**Citizen5-GSP-218
Polygon Milling**
Output: 1:1
Tool Size: $\varnothing 8\text{mm}$
Max Tool $\varnothing 45\text{mm}$
Max Width 5mm

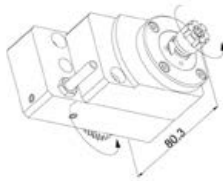
Position	Operation	Item No.	(#Tools)Size	Output	Coolant Thru	Other		
Turret	Cross Drilling / Milling	MSC-106-K	(1) ER11	1:1	Yes			
		MSC-106-2X	(1) ER11	1:2	Yes	2X High Speed		
		MSC-110-K	(1) ER16	1:1	Yes			
		MSC-407	(2) ER11	1:1				
			MSC-407-3	(3) ER11	1:1			
	Angled Drilling / Milling		MSA-103	(1) ER11	1:1		Adjustable 0-30°	
			MSA-203	(1) ER11	1:1		Adjustable 30-60°	
			MSA-303	(1) ER11	1:1		Adjustable 55-90°	
	End Drilling / Milling		MSE-106-K	(1) ER11	1:1	Yes		
			MSE-106-KM	(1) ER11	1:1	Yes		
			MSE-106-2X	(1) ER11	1:2	Yes	2X High Speed	
			MSE-106-KAI	(1) ER11	1:1	Yes		
			MSE-106-HPA	(1) ER11	1:1	Yes		
			MSE-106-DS	(2) ER11	1:1			
			MSE-107-2X	(1) ER11	1:2	Yes	2X High Speed	
			MSE-306-K	(1) ER11	1:1			
			MSE-306-KBL	(1) ER11	1:1	Yes		
			MSE-403	(1) ER11	1:1	Yes		
			MSF-130	(1) Ø13	1:1		Adjustable ±20°	
			MSF-130-ER	(1) ER11	1:1		Adjustable ±20°	
		Polygon Milling		MSP-130	(1) Ø13	1:3		Max tool size: 58mm
				MSP-160	(1) Ø16	1:3		Max tool size: 58mm
	Hobbing		MSH-132-S-080	(1) Ø8	3:1		Adjustable ±10°	
			MSH-132-S-035	(1) Ø3.5	3:1		Adjustable ±10°	
			MSH-132-05	(1) Ø5	3:1		Adjustable ±3°	
			MSH-132-08	(1) Ø8	3:1		Adjustable ±3°	
			MSH-132-10	(1) Ø10	3:1		Adjustable ±3°	
			MSH-133-035	(1) Ø3.5	1:0.762		Adjustable ±10°	
			MSH-133-050	(1) Ø5	1:0.762		Adjustable ±10°	
			MSH-133-080	(1) Ø8	1:0.762		Adjustable ±10°	
			MSH-210-035	(1) Ø3.5	13:11	Yes	Adjustable 0-10°	
			MSH-210-080	(1) Ø8	13:11	Yes	Adjustable 0-10°	
		MSH-432-35	(1) Ø3.5	1:1		Adjustable ±30°		
	Tool Holder		VDF-101	(1) Ø19.05				
			VDF-101-R-S	(1) Ø19.05			Adjustable	
			VDF-101-R-S-HF	(1) Ø19.05			For high speed spindle	
			VDF-201	(1) Ø19.05				
			VDF-207	(1) Ø10		Yes		
			VDF-205-2	(1) Ø19.05		Yes		
			VDF-205-S-2	(1) Ø19.05		Yes		
			VDF-206-2	(1) Ø19.05		Yes		
			VDF-401	(2) Ø19.05				
			VDF-401-S	(2) Ø19.05				
			VDF-401-AR	(2) Ø19.05		Yes		
			VDF-501	(1) Ø19.05				
			VDF-501-HF	(1) Ø25			For high speed spindle	
			VDF701-AR	(3) Ø19.05		Yes		
			VDF-HF25	(1) Ø25.4			For high speed spindle	
			VDF-HF25-1	(1) Ø25			For high speed spindle	
			VDF-HF25-2	(1) Ø25			For high speed spindle	
		VDF-HF25-3	(1) Ø25.4			For high speed spindle		
		VDF-HF30	(1) Ø30			For high speed spindle		
		VDF-HF33	(1) Ø33			For high speed spindle		
		MDF-107	(3) Ø19			For high speed spindle		
		MDF-107-HFN	(3) Ø22			For high speed spindle		
		MDF-107-MHF20	(3) Ø20			For high speed spindle		
		856-003-OF010	(3) Ø25.4			For high speed spindle		
		856-003-OF015	(3) Ø25			For high speed spindle		
		856-003-OF020	(1) Ø10, (3) Ø25.4		Yes	(2) High speed spindles		
		856-003-OF-025	(1) Ø10, (3) Ø25		Yes	(2) High speed spindles		
	856-003-OF110	(1) Ø10, (3) Ø25		Yes				
	792-VTF110-R-AR	(1) 12x12mm		Yes	Adjustable			
	VTF110-AR	(1) 12x12mm		Yes				
	VTF1510	(2) 10x10mm		Yes				
	VTF1510-D	(4) 10x10mm		Yes				
	Whirling	MSW-101	(1) Utilis	2:1		3,9, or 12 Insert cutter, Adjustable ±10°		

Citizen Cincom M12 & M16

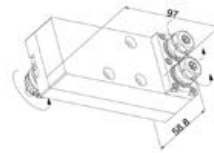
Turret



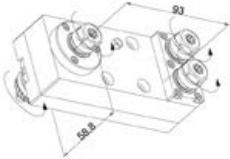
MSC-106-K
Cross Drill/Mill
 Collet Size: ER11
 Output: 1:1
 Coolant-Thru



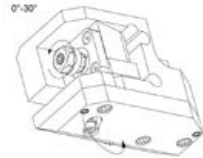
MSC-106-2X
Cross Drill/Mill
 Collet Size: ER11
 Output: 1:2
 Coolant-Thru
 High Speed



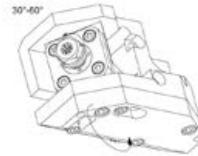
MSC-407
Cross Drill/Mill
 Collet Size: ER11
 Output: 1:1
 Requires Y-Axis



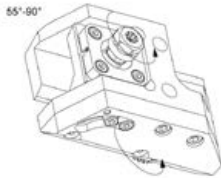
MSC-407-3
Cross Drill/Mill
 Collet Size: ER11
 Output: 1:1
 Requires Y-Axis



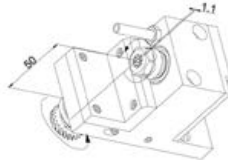
MSA-103
Angled Drill/Mill
 Collet Size: ER11
 Output: 1:1
 Adjustable 0-30°



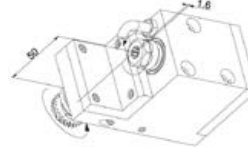
MSA-203
Angled Drill/Mill
 Collet Size: ER11
 Output: 1:1
 Adjustable 30-60°



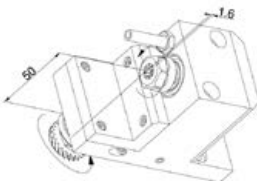
MSA-303
Angled Drill/Mill
 Collet Size: ER11
 Output: 1:1
 Adjustable 55-90°



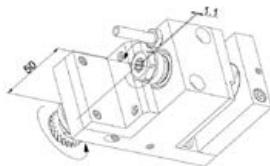
MSE-106-K
End Drill/Mill
 Collet Size: ER11
 Output: 1:1
 Coolant-Thru



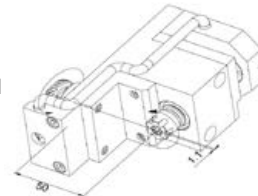
MSE-106-KM
End Drill/Mill
 Collet Size: ER11
 Output: 1:1
 Coolant-Thru



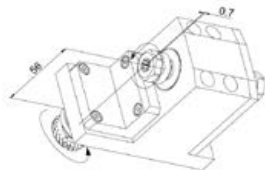
MSE-106-2X
End Drill/Mill
 Collet Size: ER11
 Output: 1:2
 Coolant-Thru
 High Speed



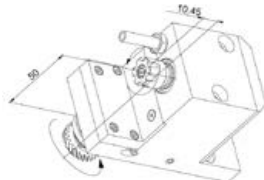
MSE-106-KAI
End Drill/Mill
 Collet Size: ER11
 Output: 1:1
 Coolant-Thru



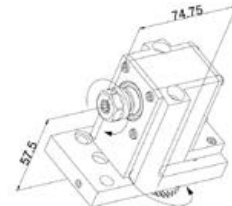
MSE-106-HPA
End Drill/Mill
 Collet Size: ER11
 Output: 1:1
 Coolant-Thru



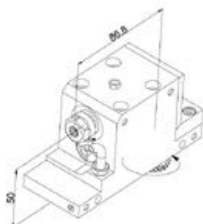
MSE-106-DS
End Drill/Mill
 Collet Size: ER11
 Output: 1:1



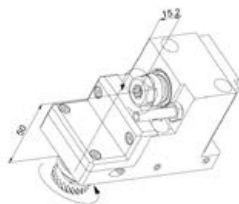
MSE-107-2X
End Drill/Mill
 Collet Size: ER11
 Output: 1:2
 Coolant-Thru
 High Speed



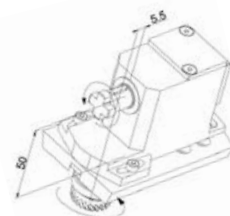
MSE-306-K
End Drill/Mill
 Collet Size: ER11
 Output: 1:1
 Coolant-Thru



MSE-306-KBL
End Drill/Mill
 Collet Size: ER11
 Output: 1:1
 Coolant-Thru



MSE-403
End Drill/Mill
 Collet Size: ER11
 Output: 1:1
 Coolant-Thru

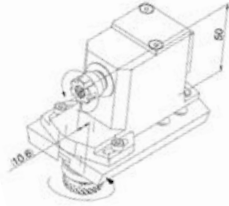


MSF-130
End Drill/Milling
 Collet Size: Ø13
 Output: 1:1
 Adjustable ±20°

CONTINUED ON NEXT PAGE

Citizen Cincom M12 & M16

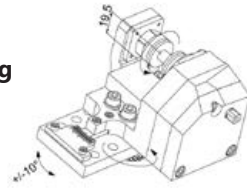
Turret



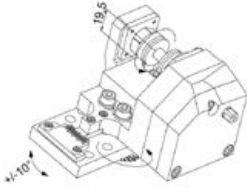
**MSF-130-ER
End Drilling/Milling**
Collet Size: ER11
Output: 1:1
Adjustable $\pm 20^\circ$



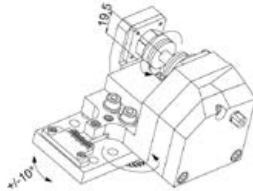
**MSP-160
Polygon Milling**
ID Size: $\varnothing 16\text{mm}$
Output: 1:3
Max Tool $\varnothing 58\text{mm}$



**MSH-132-S-080
Gear Hobbing**
ID Size: $\varnothing 8\text{mm}$
Output: 3:1
Adjustable $\pm 10^\circ$



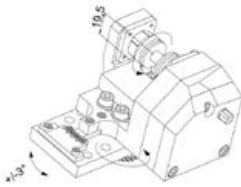
**MSH-132-S-035
Gear Hobbing**
ID Size: $\varnothing 3.5\text{mm}$
Output: 3:1
Adjustable $\pm 10^\circ$



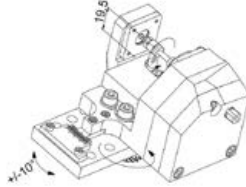
**MSH-132-05
Gear Hobbing**
ID Size: $\varnothing 5\text{mm}$
Output: 3:1
Adjustable $\pm 3^\circ$



**MSH-132-08
Gear Hobbing**
ID Size: $\varnothing 8\text{mm}$
Output: 3:1
Adjustable $\pm 3^\circ$



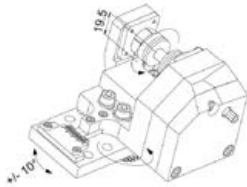
**MSH-132-10
Gear Hobbing**
ID Size: $\varnothing 10\text{mm}$
Output: 3:1
Adjustable $\pm 3^\circ$



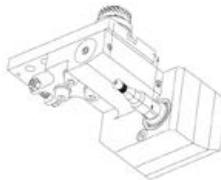
**MSH-133-035
Gear Hobbing**
ID Size: $\varnothing 3.5\text{mm}$
Output: 1:0.762
Adjustable $\pm 10^\circ$



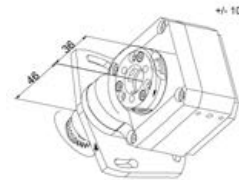
**MSH-133-050
Gear Hobbing**
ID Size: $\varnothing 5\text{mm}$
Output: 1:0.762
Adjustable $\pm 10^\circ$



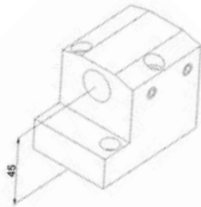
**MSH-133-080
Gear Hobbing**
ID Size: $\varnothing 8\text{mm}$
Output: 1:0.762
Adjustable $\pm 10^\circ$



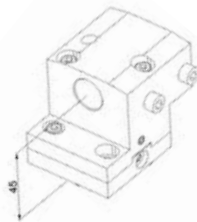
**MSH-432-35
Gear Hobbing**
ID Size: $\varnothing 3.5\text{mm}$
Output: 1:1
Adjustable $\pm 30^\circ$



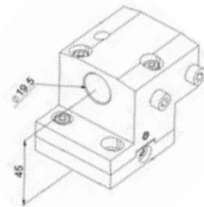
**MSW-101
Thread Whirling**
Ring: Utilis
Output: 2:1
3,9, or 12 insert cutter,
Adjustable $\pm 10^\circ$



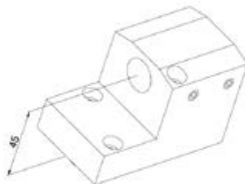
**VDF-101
Tool Holder**
Tool Size: $\varnothing 19.05\text{mm}$



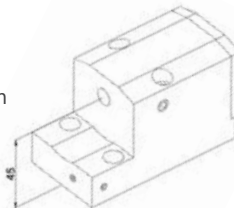
**VDF-101-R-S
Tool Holder**
Tool Size: $\varnothing 19.05\text{mm}$
Adjustable



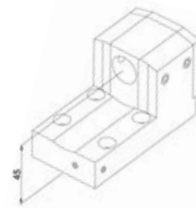
**VDF-101-R-S-HF
Tool Holder**
Tool Size: $\varnothing 19.05\text{mm}$
For High Speed Spindles



**VDF-201
Tool Holder**
Tool Size: $\varnothing 19.05\text{mm}$



**VDF-207
Tool Holder**
Tool Size: $\varnothing 10\text{mm}$
Coolant-Thru

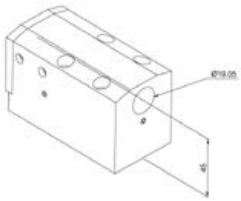


**VDF-205-2
Tool Holder**
Tool Size: $\varnothing 19.05\text{mm}$
Coolant-Thru

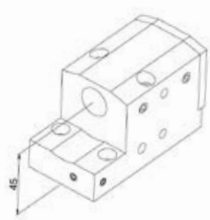
CONTINUED ON NEXT PAGE

Citizen Cincom M12 & M16

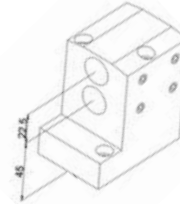
Turret



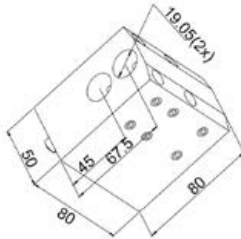
**VDF-205-S-2
Tool Holder**
Tool Size: Ø19.05mm
Coolant-Thru



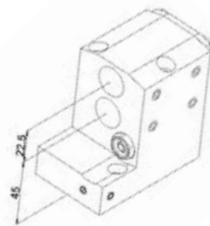
**VDF-206-2
Tool Holder**
Tool Size: Ø19.05mm
Coolant-Thru



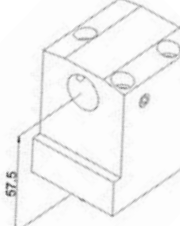
**VDF-401
Tool Holder**
Tool Size: Ø19.05mm



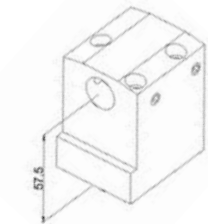
**VDF-401-S
Tool Holder**
Tool Size: Ø19.05mm



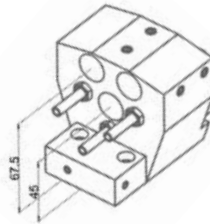
**VDF-401-AR
Tool Holder**
Tool Size: Ø19.05mm
Coolant-Thru




**VDF-501
Tool Holder**
Tool Size: Ø19.05mm



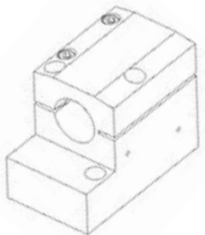
**VDF-501-HF
Tool Holder**
Tool Size: Ø25mm
For High Speed
Spindles



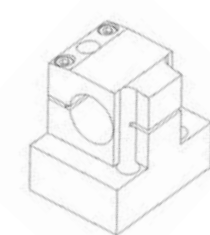
**VDF701-AR
Tool Holder**
Tool Size: Ø19.05mm
Coolant-Thru
Requires Y-Axis



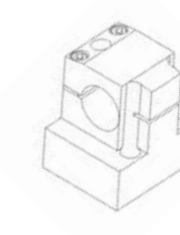
**VDF-HF25
Tool Holder**
Tool Size: Ø25.4mm
For High Speed
Spindles



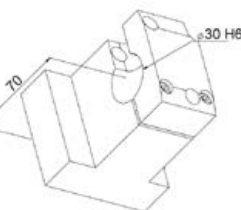
**VDF-HF25-1
Tool Holder**
Tool Size: Ø25mm
For High Speed
Spindles



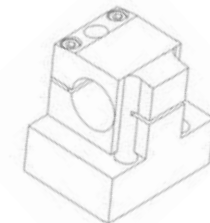
**VDF-HF25-2
Tool Holder**
Tool Size: Ø25mm
For High Speed
Spindles



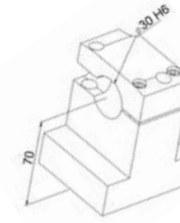
**VDF-HF25-3
Tool Holder**
Tool Size: Ø25.4mm
For High Speed
Spindles



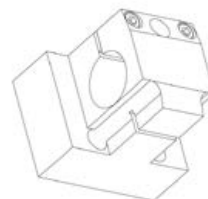
**VDF-HF30
Tool Holder**
Tool Size: Ø30mm
For High Speed
Spindles



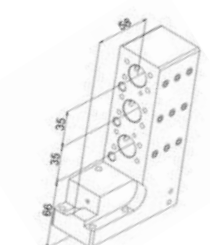
**VDF-HF33
Tool Holder**
Tool Size: Ø33mm
For High Speed
Spindles



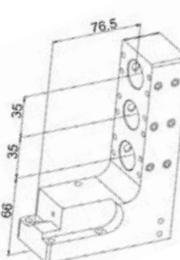
**VDF-HF30
Tool Holder**
Tool Size: Ø30mm
For High Speed
Spindles



**VDF-HF33
Tool Holder**
Tool Size: Ø33mm
For High Speed
Spindles



**MDF-107
Tool Holder**
Tool Size: Ø19mm
For High Speed
Spindles

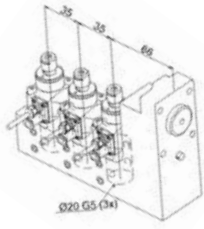


**MDF-107-HFN
Tool Holder**
Tool Size: Ø22mm
For High Speed
Spindles

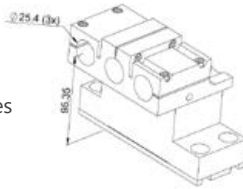
CONTINUED ON NEXT PAGE

Citizen Cincom M12 & M16

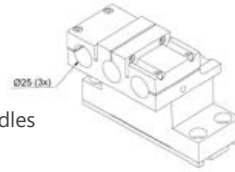
Turret



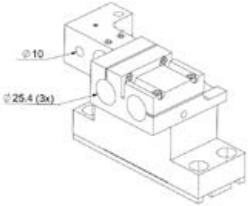
**MDF-107-MHF20
Tool Holder**
Tool Size: Ø20mm
For High Speed Spindles



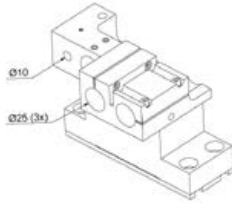
**856-003-OF010
Tool Holder**
Tool Size: Ø25.4mm
For High Speed Spindles



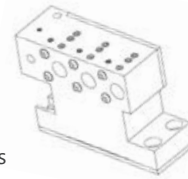
**856-003-OF015
Tool Holder**
Tool Size: Ø25mm
For High Speed Spindles



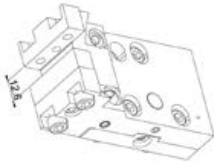
**856-003-OF020
Tool Holder**
Tool Size: Ø10mm,
25.4mm
Coolant-Thru
For High Speed
Spindles



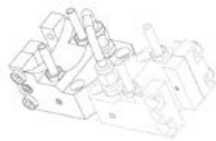
**856-003-OF025
Tool Holder**
Tool Size: Ø10mm,
25mm
Coolant-Thru
For High Speed Spindles



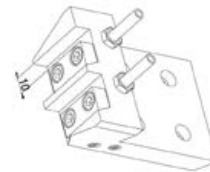
**856-003-OF110
Tool Holder**
Tool Size: Ø10mm,
25mm
Coolant-Thru



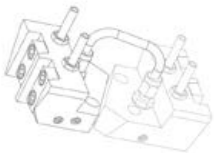
**792-VTF110-R-AR
Tool Holder**
Tool Size: 12x12mm
Coolant-Thru
Adjustable



**VTF110-AR
Tool Holder**
Tool Size: 12x12mm
Coolant-Thru



**VTF1510
Tool Holder**
Tool Size: 10x10mm
Coolant-Thru
Requires Y-Axis



**VTF1510-D
Tool Holder**
Tool Size: 10x10mm
Coolant-Thru
Requires Y-Axis

REPAIRS & RESTORATION

One of the benefits of buying live tooling and spindles from GenSwiss, is knowing we will repair them too. We will repair your spindle at a fraction of the cost to purchase a brand new one and have your Swiss-style CNC running again in no time.



- **Live Swiss machine attachments restored to factory specification**
- **PCM and major OEM brands: CITIZEN, STAR, TSUGAMI, TORNOS**
- **\$50 evaluation and inspection (effective January 1st, 2020)**
- **Repaired by factory trained professionals**

Call Us At: 1-413-562-4800

CITIZEN M20 & M32

Swiss Made by



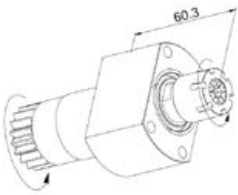
Gang Slide Attachments

(Machine's Live Tooling 8,000 RPM Rating)

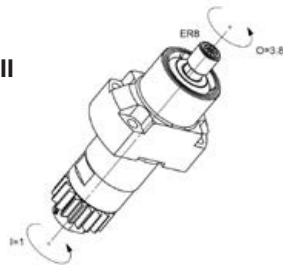
Citizen M₄20 & M₄32

Operation	Item No.	(#Tools)Size	Output	Other
Cross Drilling / Milling	GSC-1110	(1) ER16	1:1	Cross or end work
	GSC-1110-4X	(1) ER08	1:3.8	Up to 30,000 RPM
	GSC-1113	(1) ER20	1:1	
Angled Drilling / Milling	GSC-1310-HP	(1) ER16	1:1	High pressure coolant, G1/8 Fitting
	BSA-2010	(6) ER16	1:1	Adjustable 0-21°, Interferes with adjacent tooling station
	GSA1510	(3) ER16	1:1	Adjustable 0-180°
End Drilling / Milling	GSE1510	(3) ER16	1:1	For backworking
	GSE1510-IK	(3) ER16	1:1	For backworking, Coolant-thru ready
	BSE-3207-II	(4) ER16	1:1	Double ended, Spindles rotate in the same direction
	BSE-3207-III	(4) ER16	1:1	Double ended, Spindles rotate in opposite directions to one another
	BSE-3209	(3) ER16	1:1	Spindles rotate in alternating directions
	BSE-3210	(6) ER16	1:1	Double ended, Spindles rotate in alternating directions
	BSE-3106	(3) ER11	1:1	
Polygon Milling	BSP-510	(1) Ø13	1:1	
	BSP-511	(1) Ø10	1:1	
Slitting Saw	GSC-1307-DEC	(1) Ø16	1:1	Max tool Ø 63mm, Width 6mm
	GSS1035-DEC	(1) Ø10	1:1	
Tool Holder	GDF-1501-II	(3) Ø25.4		3 Position 1" Ø Sleeves
Modular	Citizen6-GSP-518 Polygon Milling	(1) Ø8		Max tool Ø45mm, Max thickness 10mm
	Citizen6-GSW-210 Thread Whirling	(1) Utilis	1:1	Spindle base with modular GSW-210 whirling head
	Citizen6-GSW-220 Thread Whirling	(1) Utilis	1:1	Spindle base with modular GSW-220 whirling head

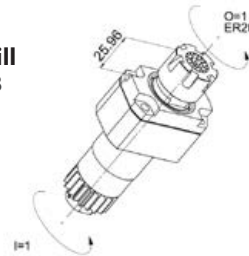
Gang Slide



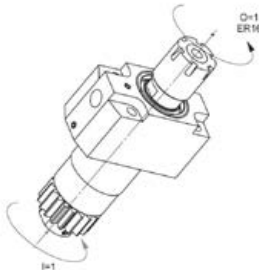
GSC-1110
Cross Drill/Mill
Collet Size: ER16
Output: 1:1



GSC-1110-4X
Cross Drill/Mill
Collet Size: ER08
Output: 1:3.8
High Speed



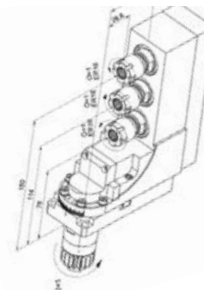
GSC-1113
Cross Drill/Mill
Collet Size: ER20
Output: 1:1



GSC-1310-HP
Cross Drill/Mill
Collet Size: ER16
Output: 1:1
High Pressure Coolant
G1/8 Fitting
[PN#4005-000104]



BSA-2010
Angled Drill/Mill
Collet Size: ER16
Output: 1:1
Adjustable 0-21°
Interferes with
adjacent
tooling
position



GSA-1510
Angled Drill/Mill
Collet Size: ER16
Output: 1:1
Adjustable 0-180°



GSE-1510
End Drill/Mill
Collet Size: ER16
Output: 1:1
Notice Spindle Rotation



GSE-1510-IK
End Drill/Mill
Collet Size: ER16
Output: 1:1
Notice Spindle Rotation
Coolant-Thru



BSE-3207-II
End Drill/Mill
Collet Size: ER16
Output: 1:1
Notice Spindle Rotation

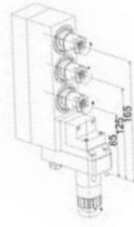
CONTINUED ON NEXT PAGE

M₄20 & M₄32 Gang Slide Spindles & Attachments

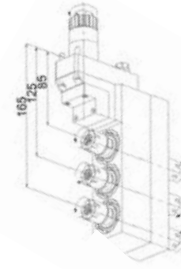
Gang Slide



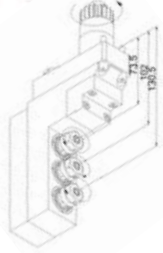
**BSE-3207-III
End Drill/Mill**
Collet Size: ER16
Output: 1:1
Notice Spindle Rotation



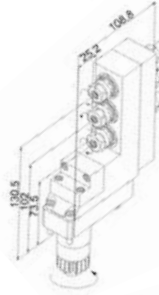
**BSE-3209
End Drill/Mill**
Collet Size: ER16
Output: 1:1
Notice Spindle Rotation



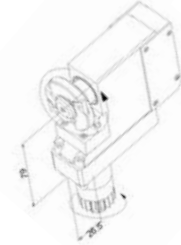
**BSE-3210
End Drill/Mill**
Collet Size: ER16
Output: 1:1
Notice Spindle Rotation



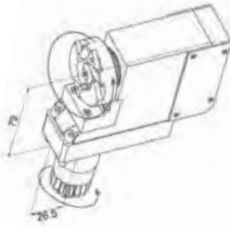
**BSE-3106
End Drill/Mill**
Collet Size: ER11
Output: 1:1
Notice Spindle Rotation




**BSE-3205
End Drill/Mill**
Collet Size: ER11
Output: 1:1
Notice Spindle Rotation



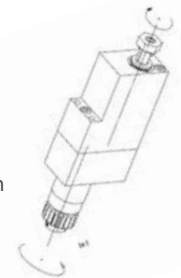
**BSP-510
Polygon Milling**
ID Size: Ø13mm
Output: 1:1
Max Tool Ø 60mm



**BSP-511
Polygon Milling**
ID Size: Ø10mm
Output: 1:1
Max Tool Ø 55mm



**GSC-1307-DEC
Slitting Saw**
Arbor Size: Ø16mm
Output: 1:1
Max Tool Ø: 63mm
Max Tool Thickness: 6mm



**GSS1035-DEC
Slitting Saw**
Arbor Size: Ø10mm
Output: 1:1



**GSW-250
Thread Whirling**
Ring: Utilis
Output: 3:2
3,9, or 12 insert cutter,
Adjustable 0 - 25°
6mm Flight Circle
Fits manual B-Axis



**GSW-255
Thread Whirling**
Ring: Utilis
Output: 3:2
3,9, or 12 insert cutter,
Adjustable 0 - 25°
6mm Flight Circle
For Programmable B-Axis



**GDF-1501-II
Tool Holder**
Tool Size: Ø25.4mm
Coolant-Thru

Modular Spindle Heads

**BASE SPINDLE
CITIZEN6-PCR**



**Thread Whirling
GSW-210**

Passing Ø: 6mm
Inclination: ±10°



**Thread Whirling
GSW-220**

Passing Ø: 6mm
Inclination: ±20°



**Polygon Milling
GSP-218**

ID: 8mm
OD: 45mm max
Width: 5mm max

Citizen M₃20 & M₃32

Gang Slide Attachments (Machine's Live Tooling 8,000 RPM Rating)

Operation	Item No.	(#Tools)Size	Output	Other
Cross Drilling / Milling	GSC-510-L-3X	(1) ER11	1:3	High speed spindle
	GSC-510-4X	(1) ER08	1:3.8	High speed spindle
Angled Drilling / Milling	GSA107	(1) ER11	1:1	Adjustable 0-180°
	GSE-306-SE312	(1) ER11	1:3	
End Drilling / Milling	GSE-306-DE312	(2) ER11	1:3	Double ended
	GSE-306-L-520	(1) ER11	1:1	
	GSE-306-DE011	(2) ER11	1:1	Double ended
	GSE-306-DE511	(2) ER11	1:1	Double ended
	GSE-306-DE512	(2) ER11	1:3	Double ended
	GSE-306-SE512	(1) ER11	1:3	
	GSE-316-GS	(1) ER16	1:1	
Slitting Saw	GSS-510	(1) Ø16	2:1	
Tool Holder	GDF903	(1) Ø25.4		1" Sleeve holder
	852-354-OF-010	(1) Ø25		HF Spindle holder
Whirling	BTW1000	(1) Utilis	1:1	3,9, or 12 Insert cutter, Adjustable ±15°
	LSW-101-L20	(1) Utilis	2:1	3,9, or 12 Insert cutter, Adjustable ±10°
	LSW-215	(1) Utilis	1:1	3, 9, or 12 Insert cutter, Adjustable ±15°

Gang Slide



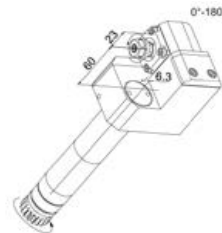
GSC-510-L-3X Cross Drill/Mill

Collet Size: ER11
Output: 1:3
High Speed



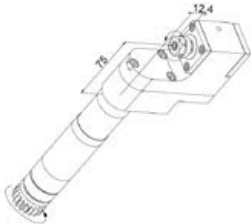
GSC-510-4X Cross Drill/Mill

Collet Size: ER08
Output: 1:3.8
High Speed



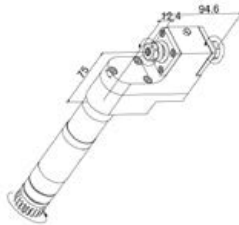
GSA107 Angled Drill/Mill

Collet Size: ER11
Output: 1:1
Adjustable 0-180°



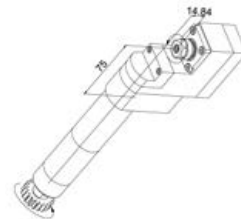
GSE-306-SE312 End Drill/Mill

Collet Size: ER11
Output: 1:3
High Speed



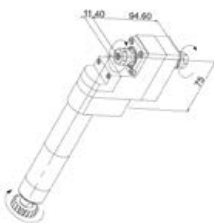
GSE-306-DE312 End Drill/Mill

Collet Size: ER11
Output: 1:3
High Speed
Double Ended



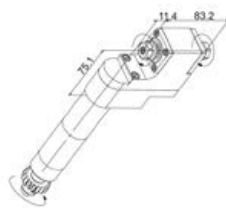
GSE-306-L-520 End Drill/Mill

Collet Size: ER11
Output: 1:1



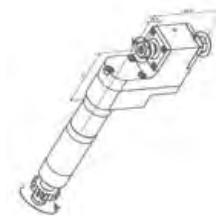
GSE-306-DE011 End Drill/Mill

Collet Size: ER11
Output: 1:1
Double Ended



GSE-306-DE511 End Drill/Mill

Collet Size: ER11
Output: 1:1
Double Ended



GSE-306-DE512 End Drill/Mill

Collet Size: ER11
Output: 1:3
High Speed
Double Ended

CONTINUED ON NEXT PAGE

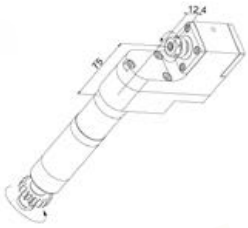
M₃20 & M₃32 Gang Slide Spindles & Attachments

Live Tooling Repairs & Restoration

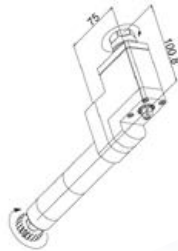
- Live Swiss Machine Attachments Restored To Factory Specification
- We Will Restore PCM and All Major OEM Brands
- \$50 Evaluation And Inspection (effective January 1st, 2020)
- Save Money By Shipping To GenSwiss Instead Of Overseas



Gang Slide



**GSE-306-SE512
End Drill/Mill**
Collet Size: ER11
Output: 1:3
High Speed



**GSE-316-GS
End Drill/Mill**
Collet Size: ER16
Output: 1:1



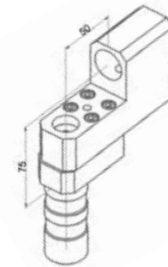
**GSS-510
Slitting Saw**
Arbor Size: Ø16mm
Output: 2:1



**LSW-101-L20
Thread Whirling**
Ring: Utilis
Output: 1:1
3,9, or 12 insert cutter,
Adjustable ±10°



**LSW-215
Thread Whirling**
Ring: Utilis
Output: 1:1
3,9, or 12 insert cutter,
Adjustable ±15°



**GDF903
Tool Holder**
Tool Size: Ø25.4mm (1in)



**852-354-OF-010
Tool Holder**
Tool Size: Ø25mm
For High Speed Spindles

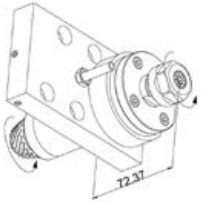
Citizen M₃20/M₄20 & M₃32/M₄32

Turret Attachments
(Machine's Live Tooling 8,000 RPM Rating)

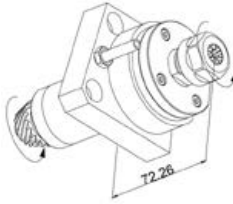
Operation	Item No.	(#Tools) Size	Output	Coolant Thru	Other
Cross Drilling / Milling	KSC110-K	(1) ER16	1:1	Yes	
	KSC110-K-ER	(1) ER16	1:1	Yes	Reduced width
	KSC110-IK	(1) ER16	1:1	Yes	
	KSC110-100ER	(1) ER11	1:2		Reduced width
	KSC110-10000K	(1) ER11	1:2	Yes	
	KSC-310-II	(3) ER16	1:1.462	Yes	
	KSC510	(2) ER16	1:1.462	Yes	Y-axis required
	KSC510-10	(2) ER16	1:1.462	Yes	Y-axis required, 10mm offset
	KSC-510-DEC-K	(1) ER16	1:1	Yes	10mm offset
Angled Drilling / Milling	KSC-DEC-L-10X3	(1) ER11	1:3.012	Yes	10mm offset
	KSA-107-S	(1) ER11	1:1		Adjustable 0-90°
	KSA-107-S-H	(1) ER11	1:1		Adjustable 0-90° 40mm height offset
	KSA-307	(1) ER11	1:1		Adjustable 0-30°
End Drilling / Milling	KSA-407	(1) ER11	1:1		Adjustable 30-90°
	KSE105	(1) Ø31	1:1.2		Use with GSC-1110-4X
	KSE110-BKK	(1) ER16	1:1	Yes	
	KSE110-DE	(1) ER11 (1) ER16	1:1	Yes	Double ended
	KSE110-US	(1) ER16	1:1	Yes	
	KSE110-K	(1) ER16	1:1	Yes	
	KSE110-KAI	(1) ER16	1:1	Yes	
	KSE110-2X	(1) ER16	1:2	Yes	
	KSE-110-DE-32	(2) ER16	1:1	Yes	Double ended
	KSE210-IK	(1) ER16	1:2	Yes	
	KSE250-KAI-2X	(2) ER16	1:2	Yes	Y-axis required
	KSE-307-KAI	(1) ER11	1:1	Yes	
	KSE-310-BKK	(1) ER16	1:1	Yes	
	KSE310-K	(1) ER16	1:1	Yes	
	KSE310-IK	(1) ER16	1:1	Yes	
	KSE310-2X	(1) ER16	1:2	Yes	
	Polygon Milling	KSE-510-KAI	(2) ER16	1:1	Yes
KSF-130		(1) Ø16	1:1		Adjustable +-20°
Hobbing	KSF-130-ER	(1) ER11	1:1		Adjustable +-20°
	KSH-132-27-17	(1) Ø10	1.588:1		Adjustable 0-20°
Tool Holder	KSH-133-035	(1) Ø3.5	1.588:1		Adjustable 0-30°
	CDF-101	(1) Ø25.4			
	CDF-101-AR-1	(1) Ø25.4		Yes	
	CDF-101-AR-2	(1) Ø19.05		Yes	Boring bar
	CDF-101-AR-S	(1) Ø25.4		Yes	
	CDF-201	(1) Ø25.4			
	CDF-301	(1) Ø25.4			
	CDF-301-AR	(1) Ø25.4		Yes	
	CDF-401	(2) Ø25.4			
	CDF-401-AR	(2) Ø25.4		Yes	
	CDF401-AR-S	(2) Ø25.4		Yes	
	CDF-901-AR	(3) Ø25.4		Yes	Y-axis required
	CDF901-IK	(3) Ø25.4		Yes	Y-axis required
	CDF901-IK-T	(3) Ø25.4		Yes	
	CDF-905-AR	(2) Ø.50" (4) Ø.75"		Yes	Y-axis required
	CDF-HF30	(1) Ø30			
	CTF-1116	(2) 16x16mm		Yes	
	CTF1116-D	(4) 16x16mm		Yes	
	CTF116-AR	(2) 16x16mm		Yes	
	778-CTF-116-R-AR	(1) 16x16mm		Yes	
Whirling	KSW-101	(1) Utilis	2:1		3,9, or 12 insert cutter, Adjustable +-10°

M₃20/M₄20 & M₃32/M₄32 Turret Spindles & Attachments

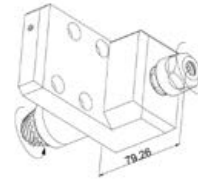
Turret



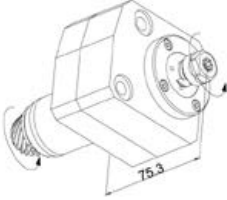
**KSC110-K
Cross Drill/Mill**
Collet Size: ER16
Output: 1:1
Coolant-Thru



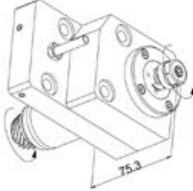
**KSC110-K-ER
Cross Drill/Mill**
Collet Size: ER16
Output: 1:1
Coolant-Thru
Reduced Width



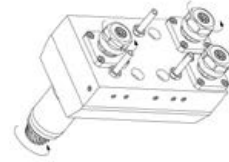
**KSC110-IK
Cross Drill/Mill**
Collet Size: ER16
Output: 1:1
Coolant-Thru



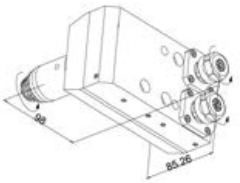
**KSC110-100ER
Cross Drill/Mill**
Collet Size: ER11
Output: 1:2
Coolant-Thru



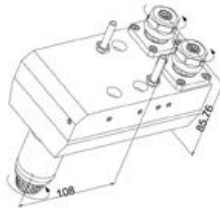
**KSC110-10000K
Cross Drill/Mill**
Collet Size: ER11
Output: 1:2
Coolant-Thru




**KSC-310-II
Cross Drill/Mill**
Collet Size: ER16
Output: 1:1.5
Coolant-Thru
Requires Y-Axis



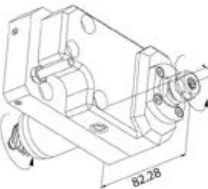
**KSC-510
Cross Drill/Mill**
Collet Size: ER16
Output: 1:1.5
Coolant-Thru
Y-Axis Required



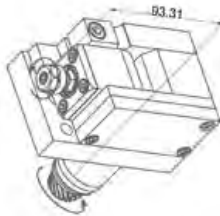
**KSC-510-10
Cross Drill/Mill**
Collet Size: ER16
Output: 1:1.5
Coolant-Thru
Y-Axis Required
10mm Offset



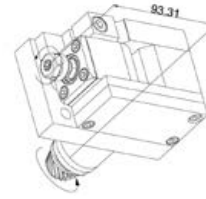
**KSC-510-DEC-K
Cross Drill/Mill**
Collet Size: ER16
Output: 1:1
Coolant-Thru
10mm Offset



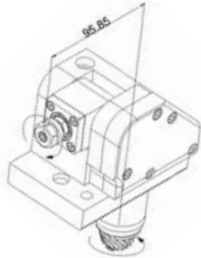
**KSC-DEC-L-10X3
Cross Drill/Mill**
Collet Size: ER11
Output: 1:3
Coolant-Thru
10mm Offset



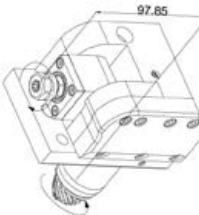
**KSA-107-S
Angled Drill/Mill**
Collet Size: ER11
Output: 1:1
Adjustable 0-90°



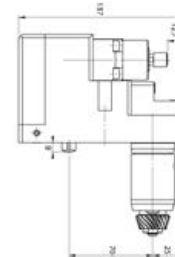
**KSA-107-S-H
Angled Drill/Mill**
Collet Size: ER11
Output: 1:1
Adjustable 0-90°
40mm Height Offset



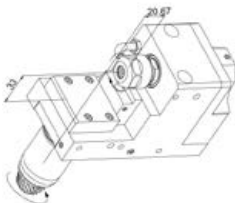
**KSA-307
Angled Drill/Mill**
Collet Size: ER11
Output: 1:1
Adjustable 0-30°



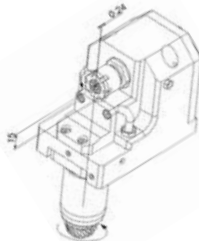
**KSA-407
Angled Drill/Mill**
Collet Size: ER11
Output: 1:1
Adjustable 30-90°



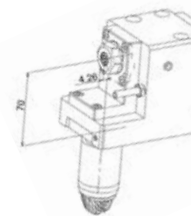
**KSE105
End Drill/Mill**
Collet Size: Ø31mm
Output: 1:1.2
Must Be Used With
GSC-1110-4X Or GSC-
1110 And Increases The
Output Of Spindle. GSC
Spindle Not Included.



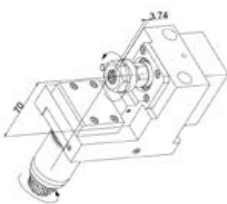
**KSE110-BKK
End Drill/Mill**
Collet Size: ER16
Output: 1:1
Coolant-Thru



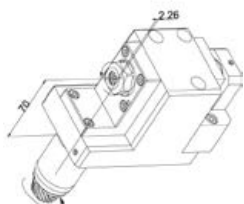
**KSE110-DE
End Drill/Mill**
Collet Size: ER11, ER16
Output: 1:1
Coolant-Thru
Double Ended



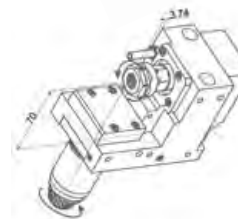
**KSE110-US
End Drill/Mill**
Collet Size: ER16
Output: 1:1
Coolant-Thru



**KSE110-K
End Drill/Mill**
Collet Size: ER16
Output: 1:1
Coolant-Thru



**KSE110-KAI
End Drill/Mill**
Collet Size: ER16
Output: 1:1
Coolant-Thru

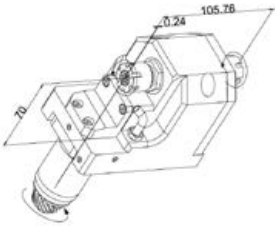


**KSE110-2X
End Drill/Mill**
Collet Size: ER16
Output: 1:2
Coolant-Thru

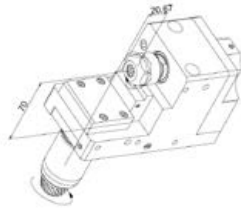
CONTINUED ON NEXT PAGE

M₃20/M₄20 & M₃32/M₄32 Turret Spindles & Attachments

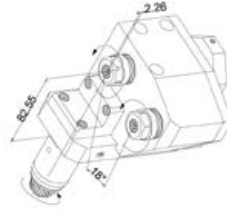
Turret



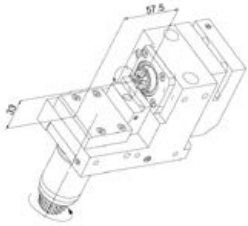
**KSE-110-DE-32
End Drill/Mill**
Collet Size: ER16
Output: 1:1
Coolant-Thru
Double Ended



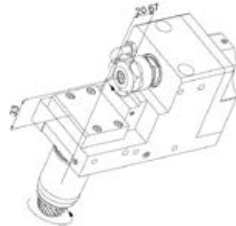
**KSE210-IK
End Drill/Mill**
Collet Size: ER16
Output: 1:2
Coolant-Thru



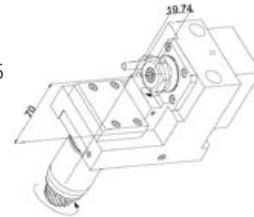
**KSE250-KAI-2X
End Drill/Mill**
Collet Size: ER16
Output: 1:2
Coolant-Thru
*Second Position Is Half Index



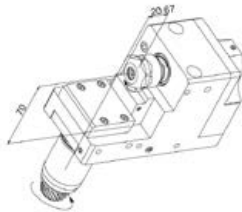
**KSE-307-KAI
End Drill/Mill**
Collet Size: ER11
Output: 1:1
Coolant-Thru



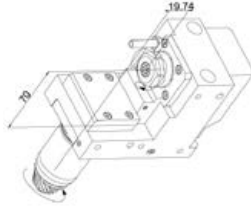
**KSE-310-BKK
End Drill/Mill**
Collet Size: ER16
Output: 1:1
Coolant-Thru



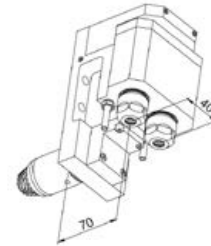
**KSE310-K
End Drill/Mill**
Collet Size: ER16
Output: 1:1
Coolant-Thru



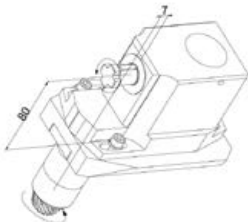
**KSE310-IK
End Drill/Mill**
Collet Size: ER16
Output: 1:1
Coolant-Thru



**KSE310-2X
End Drill/Mill**
Collet Size: ER16
Output: 1:1
Coolant-Thru



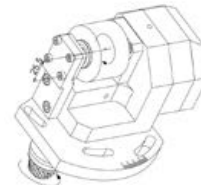
**KSE-510-KAI
End Drill/Mill**
Collet Size: ER16
Output: 1:1
Coolant-Thru
Y-Axis Required



**KSF-130
Polygon Milling**
Collet Size: Ø16
Output: 1:1
Adjustable ±20°



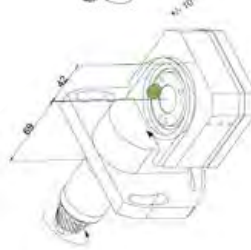
**KSF-130-ER
Polygon Milling**
Collet Size: ER11
Output: 1:1
Adjustable ±20°



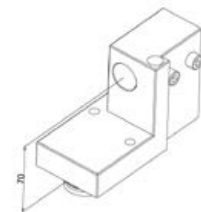
**KSH-132-27-17
Gear Hobbing**
ID Size: Ø10mm
Output: 1.588:1
Adjustable 0-20°



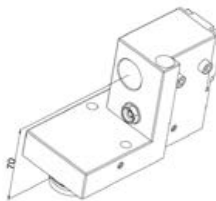
**KSH-133-035
Gear Hobbing**
ID Size: Ø3.5mm
Output: 1.588:1
Adjustable 0-30°



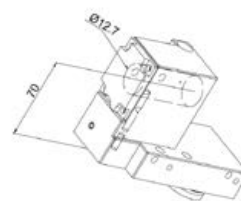
**KSW-101
Thread Whirling**
Ring: Utilis
Output: 2:1
3, 9, or 12 insert cutter,
Adjustable ±10°



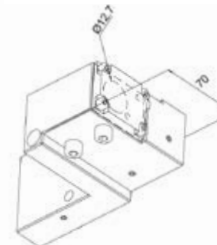
**CDF-101
Tool Holder**
Tool Size: Ø25.4mm



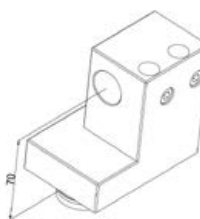
**CDF-101-AR-1
Tool Holder**
Tool Size: Ø25.4mm
Coolant-Thru



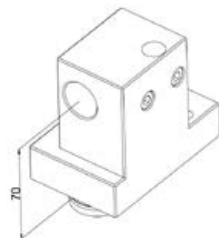
**CDF-101-AR-2
Tool Holder**
Tool Size: Ø19.05mm
Coolant-Thru
Boring Bars



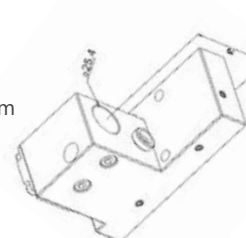
**CDF-101-AR-S
Tool Holder**
Tool Size: Ø25.4mm
Coolant-Thru



**CDF-201
Tool Holder**
Tool Size: Ø25.4mm



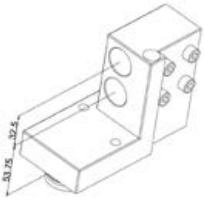
**CDF-301
Tool Holder**
Tool Size: Ø25.4mm



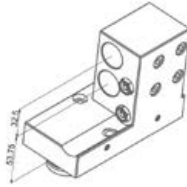
**CDF-301-AR
Tool Holder**
Tool Size: Ø25.4mm
Coolant-Thru

M₃20/M₄20 & M₃32/M₄32 Turret Spindles & Attachments

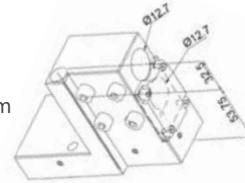
Turret



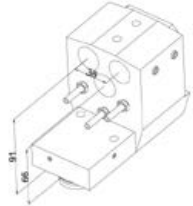
**CDF-401
Tool Holder**
Tool Size: Ø25.4mm



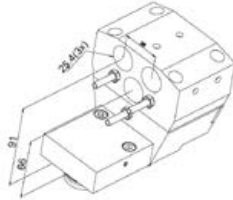
**CDF-401-AR
Tool Holder**
Tool Size: Ø25.4mm
Coolant-Thru



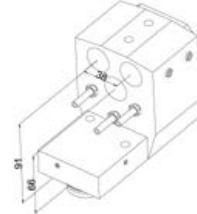
**CDF-401-AR-S
Tool Holder**
Tool Size: Ø25.4mm
Coolant-Thru



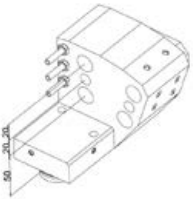
**CDF-901-AR
Tool Holder**
Tool Size: Ø25.4mm
Coolant-Thru
Y-Axis Required



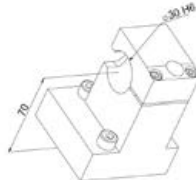
**CDF-901-1K
Tool Holder**
Tool Size: Ø25.4mm
Coolant-Thru
Y-Axis Required



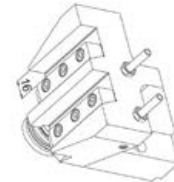
**CDF-901-1K-T-HP
Tool Holder**
Tool Size: Ø25.4mm
Coolant-Thru
Requires Y-Axis
Attaches to CDF-901-1K
High Pressure 100 Bar



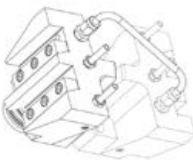
**CDF-905-AR
Gear Hobbing**
Tool Size: Ø.50in, Ø.75in
Coolant-Thru
*Second Position
Is Half Index
*Designed For
M₂32 Only



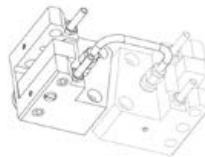
**CDF-HF30
Gear Hobbing**
Tool Size: Ø30mm
For high speed spindles



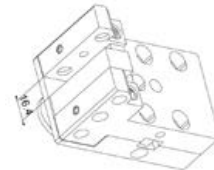
**CTF-1116
Thread Whirling**
Tool Size: 16x16mm
Coolant-Thru
Y-Axis Required



**CTF-1116-D
Tool Holder**
Tool Size: 16x16mm
Coolant-Thru
Y-Axis Required



**CTF-116-AR
Tool Holder**
Tool Size: 16x16mm
Coolant-Thru



**778-CTF-116-R-AR
Tool Holder**
Tool Size: 16x16mm
Coolant-Thru

REPAIRS & RESTORATION

One of the benefits of buying live tooling and spindles from GenSwiss, is knowing we will repair them too. We will repair your spindle at a fraction of the cost to purchase a brand new one and have your Swiss-style CNC running again in no time.




- **Live Swiss machine attachments restored to factory specification**
- **PCM and major OEM brands: CITIZEN, STAR, TSUGAMI, TORNOS**
- **\$50 evaluation and inspection (effective January 1st, 2020)**
- **Repaired by factory trained professionals**

Call Us At: 1-413-562-4800

TORNOS DECO 13

Swiss Made by



Rigid steel housings absorb cutting forces and are resistant to thermal instability, providing better finish results

Multi-bearing layout is designed for mill cutting as well as simple drilling

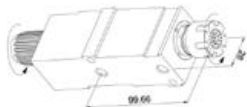
High-Precision bearings ensure free spinning rotation & long service life

All PCM spindles utilize REGO-FIX ER-collet nuts for tool-holding

Tornos DECO 13

(Machine's Live Tooling 8,000 RPM Rating)

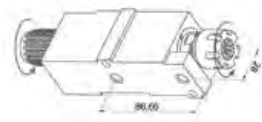
Operation	Item No.	(#Tools)Size	Output	Other
Cross Drilling / Milling	DE13-0001	(1) ER20	1:1	25mm height, 193 Length
	DE13-0001-H	(1) ER20	1:1	28mm height, 193 Length
	DE13-0002	(1) ER20	1:1	25mm height, 180 Length
	DE13-0002-H	(1) ER20	1:1	28mm height, 180 Length
	DE13-0003	(1) ER20	1:1	25mm height, 218 Length
Angled Drilling / Milling	DE13-0003-H	(1) ER20	1:1	28mm height, 218 Length
	DE13-0010	(3) ER11	1:1	
	DE13-0020	(1) ER11	1:1	Adjustable 0-180°
	DE13-0041	(1) ER11	1:1	Adjustable 0-90°
End Drilling / Milling	DE13-0042	(1) ER11	1:1	Adjustable 0-90°
	DE13-0011	(1) ER11	1:1	
Polygon Milling	DE13-0012	(1) ER11	1:1	
	DE13-0015	(1) Ø16	1:1	Max tool Ø80mm
Tool Holder	DE13-0050	(1) Ø25		For high speed broaches
	DE13-0060	(1) Ø25		
	DE13-OF-030	(1) Ø20		
	DE13-GTF-010	(1) 12x12mm		
	DE13-HF-220	(1) Ø22		For high speed broaches
Whirling	DE13-W15	(1) Utilis	1:1	9 or 12 Insert cutter, Adjustable ±15°, Coolant-thru
	DE13-W25	(1) Utilis	1:1	9 or 12 Insert cutter, Adjustable ±25°, Coolant-thru



DE13-0001
Cross Drilling / Milling
 Collet Size: ER20
 Output: 1:1
 Height 25mm



DE13-0001-H
Cross Drilling / Milling
 Collet Size: ER20
 Output: 1:1
 Height 28mm

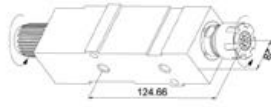


DE13-0002
Cross Drilling / Milling
 Collet Size: ER20
 Output: 1:1

Tornos DECO 13



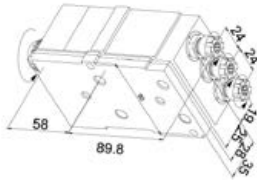
DE13-0002-H
Cross Drilling / Milling
 Collet Size: ER20
 Output: 1:1



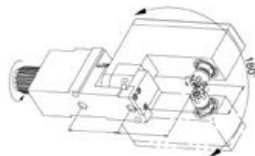
DE13-0003
Cross Drilling / Milling
 Collet Size: ER20
 Output: 1:1



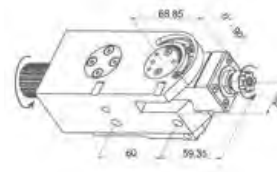
DE13-0003-H
Cross Drilling / Milling
 Collet Size: ER20
 Output: 1:1



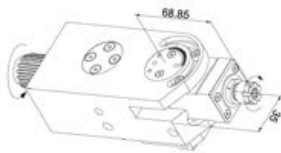
DE13-0010
Cross Drilling / Milling
 Collet Size: ER11
 Output: 1:1



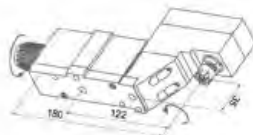
DE13-0020
Angled Drilling / Milling
 Collet Size: ER11
 Output: 1:1
 Adjustable 0-180°



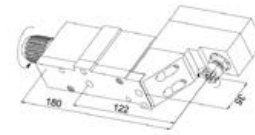
DE13-0041
Angled Drilling / Milling
 Collet Size: ER11
 Output: 1:1
 Adjustable 0-90°



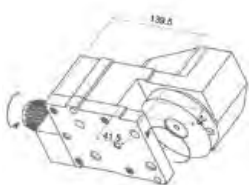
DE13-0042
Angled Drilling / Milling
 Collet Size: ER11
 Output: 1:1
 Adjustable 0-90°



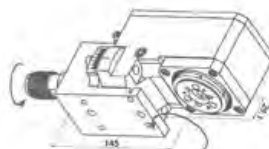
DE13-0011
End Drilling / Milling
 Collet Size: ER11
 Output: 1:1



DE13-0012
End Drilling / Milling
 Collet Size: ER11
 Output: 1:1



DE13-0015
Polygon Milling
 Tool ID: Ø16mm
 Output: 1:1
 Max Tool Ø80mm



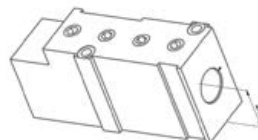
DE13-W15
Thread Whirling
 Ring: Utilis
 Output: 1:1
 9 or 12 insert cutter,
 Flight Circle Ø12mm,
 Uses 2 Tooling Positions
 Adjustable ±15°
 Coolant-Thru



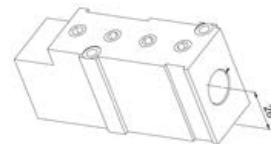
DE13-W25
Thread Whirling
 Ring: Utilis
 Output: 1:1
 7 or 9 insert cutter,
 Uses 2 Tooling Positions
 Adjustable ±25°
 Coolant-Thru



DEC13-0050
Tool Holder
 Tool Size: Ø25mm
 For High Speed Broaches



DEC13-0060
Tool Holder
 Tool Size: Ø25mm



DE13-OF-030
Tool Holder
 Tool Size: Ø20mm

TORNOS DECO 20


Swiss Made by



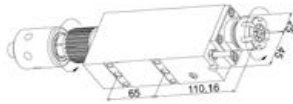
Tornos DECO 20

(Machine's Live Tooling 8,000 RPM Rating)

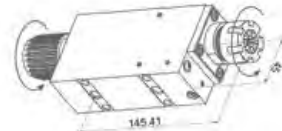
Operation	Item No.	(#Tools)Size	Output	Coolant Thru	Other
Drilling / Milling	DE20-0001	(1) ER25	1:1	External	258mm length
	DE20-0001-HP	(1) ER25	1:1	Int + Ext	258mm length
	DE20-0002	(1) ER25	1:1	External	228mm length
	DE20-0002-HP	(1) ER25	1:1	Int + Ext	228mm length
	DE20-0002-CR	(1) ER11 to ER20	1:1	External	Quick change, 187mm length
	DE20-0003	(1) ER25	1:1	External	292mm length
	DE20-0003-HP	(1) ER25	1:1	Int + Ext	292mm length
	DE20-0003-IK	(1) ER25	1:1	Int + Ext	292mm length
	DE20-0003-CR	(1) ER11 to ER20	1:1	External	Quick change, 277mm length
	DE20-0003-2X	(1) ER11	1:2		High speed, 277mm length
	DE20-0010	(3) ER11	1:1	External	Uses two locations
DE20-0011	(1) ER16	1:1			
Angled Drilling / Milling	DE20-0004	(1) ER11	1:1	External	Adjustable 0-90°
	DE20-0005	(1) ER11	1:1	External	Adjustable 0-180°
	DE20-0020	(1) ER16	1:1		Adjustable 0-180°
Tool Holder	DE20-2160-L	(1) Ø8mm	1:1	External	Broaching holder, 319mm length
	DE20-OF-010	(1) 16x16mm			20mm height
	DE20-OF-020	(1) 16x16mm			24mm height
	DE20-OF-030	(1) Ø20		External	25mm height
	DE20-OF-040	(1) Ø25		External	25mm height
Whirling	DE20-W15	(1) Utilis	1:1	External	9 or 12 insert cutter, Ø12mm flight circle
	DE20-W15-II	(1) Utilis	1:1	External	9 or 12 insert cutter, Ø12mm flight circle



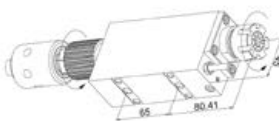
DE20-0001
Drilling / Milling
 Collet Size: ER25
 Output: 1:1
 Length 258mm
 Coolant-Thru (Ext)



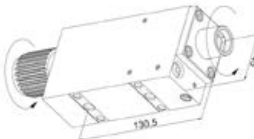
DE20-0001-HP
Drilling / Milling
 Collet Size: ER25
 Output: 1:1
 Length 258mm
 Coolant-Thru (Int+Ext)




DE20-0002
Drilling / Milling
 Collet Size: ER25
 Output: 1:1
 Length 228mm
 Coolant-Thru (Ext)



DE20-0002-HP
Drilling / Milling
 Collet Size: ER25
 Output: 1:1
 Length 228mm
 Coolant-Thru (Int+Ext)



DE20-0002-CR
Drilling / Milling
 Collet Size: ER11 to ER20
 Output: 1:1
 Length 187mm
 Coolant-Thru (Ext)
 Quick Change



DE20-0003
Drilling / Milling
 Collet Size: ER25
 Output: 1:1
 Length 292mm
 Coolant-Thru (Ext)

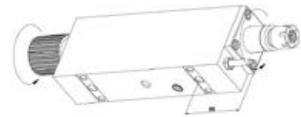
Tornos DECO 20



DE20-0003-HP
Drilling / Milling
 Collet Size: ER25
 Output: 1:1
 Length 292mm
 Coolant-Thru (Int+Ext)



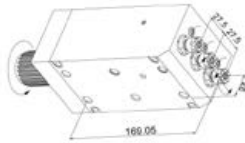
DE20-0003-IK
Drilling / Milling
 Collet Size: ER25
 Output: 1:1
 Length 292mm
 Coolant-Thru (Int+Ext)



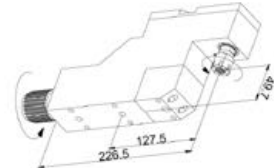
DE20-0003-CR
Drilling / Milling
 Collet Size: ER11 to ER20
 Output: 1:1
 Length 277mm
 Coolant-Thru (Ext)



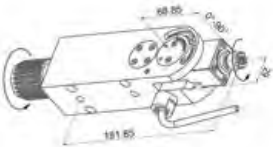
DE20-0003-2X
Drilling / Milling
 Collet Size: ER11
 Output: 1:2
 Length 277mm
 High Speed



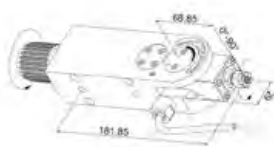
DE20-0010
Drilling / Milling
 Collet Size: ER11
 Output: 1:1
 Coolant-Thru (Ext)
 Uses Two Locations



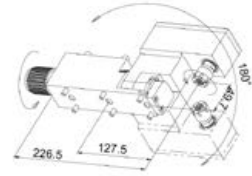
DE20-0011
Drilling / Milling
 Collet Size: ER16
 Output: 1:1



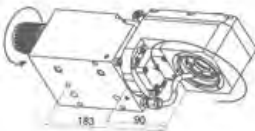
DE20-0004
Angled Drilling / Milling
 Collet Size: ER11
 Output: 1:1
 Coolant-Thru (Ext)
 Adjustable 0-90°



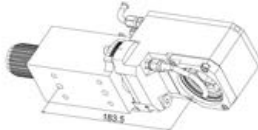
DE20-0005
Angled Drilling / Milling
 Collet Size: ER11
 Output: 1:1
 Coolant-Thru (Ext)
 Adjustable 0-180°



DE20-0020
Angled Drilling / Milling
 Collet Size: ER16
 Output: 1:1
 Adjustable 0-180°



DE20-W15
Thread Whirling
 Ring: Utilis
 Output: 1:1
 9 or 12 Insert Cutter,
 Flight Circle Ø12mm
 Coolant-Thru (Ext)



DE20-W15-II
Thread Whirling
 Ring: Utilis
 Output: 1:1
 9 or 12 Insert Cutter,
 Flight Circle Ø12mm
 Coolant-Thru (Ext)



DE20-2160L
Tool Holder
 Tool Size: Ø8mm
 Length 319mm
 Coolant-Thru (Ext)
 Broach Holder



DE20-OF-010
Tool Holder
 Tool Size: 16x16mm
 Height 20mm



DE20-OF-020
Tool Holder
 Tool Size: 16x16mm
 Height 24mm



DE20-OF-030
Tool Holder
 Tool Size: Ø20mm
 Height 25mm
 Coolant-Thru (Ext)

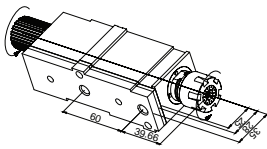
TORNOS EvoDECO 16

Swiss Made by

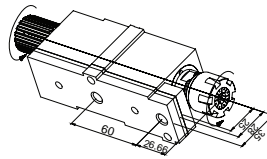


(Machine's Live Tooling 8,000 RPM Rating)

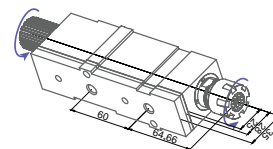
Operation	Item No.	(#Tools)Size	Output	Coolant Thru	Other
Drilling / Milling	DE13-0001-H	(1) ER20	1:1		
	DE13-0002-H	(1) ER20	1:1		
	DE13-0003-H	(1) ER20	1:1		
	DE13-0006	(1) ER16	1:1		
Polygon Milling	DE13-0015	(1) Ø16	1:1		



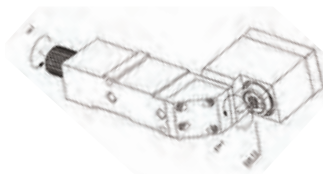
DE13-0001-H
Drilling / Milling
 Collet Size: ER20
 Output: 1:1



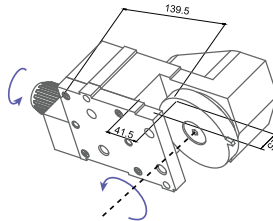
DE13-0002-H
Drilling / Milling
 Collet Size: ER20
 Output: 1:1



DE13-0003-H
Drilling / Milling
 Collet Size: ER20
 Output: 1:1



DE13-0006
Drilling / Milling
 Collet Size: ER16
 Output: 1:1



DE13-0015
Polygon Milling
 Tool ID: Ø16mm
 Output: 1:1

REPAIRS & RESTORATION

One of the benefits of buying live tooling and spindles from GenSwiss, is knowing we will repair them too. We will repair your spindle at a fraction of the cost to purchase a brand new one and have your Swiss-style CNC running again in no time.



- **Live Swiss machine attachments restored to factory specification**
- **PCM and major OEM brands: CITIZEN, STAR, TSUGAMI, TORNOS**
- **\$50 evaluation and inspection (effective January 1st, 2020)**
- **Repaired by factory trained professionals**

Call Us At: 1-413-562-4800

TSUGAMI SS20/32, HS20/32

Swiss Made by



Machine	Operation	Item No.	Size	Output	Notes
SS20 SS32 HS20 HS32	Radial Drilling / Milling	HS20-GSC-107-3X-II	(1) ER11	1:3	High speed spindle up to 15,000 RPM
	Axial Drilling / Milling	HS20-GSE-107-3X-II	(1) ER11	1:3	High speed spindle up to 15,000 RPM
	Polygon Milling	HS20-GSP-613	(1) 13mm	1:1	Max tool Ø72mm, Max tool thickness 8.3mm



HS20-GSC-107-3X-II

Radial Drill/Mill
Collet Size: ER11
Output: 1:3
High Speed
Machine: SS20/32,
HS20/32



HS20-GSE-107-3X-II

Radial Drill/Mill
Collet Size: ER11
Output: 1:3
High Speed
Machine: SS20/32,
HS20/32



HS20-GSP-613 Polygon Milling

Tool Size:
ID Ø13
OD Ø72
Tool Thickness 8.3mm
Output: 1:1
Machine: SS20/32,
HS20/32

TSUGAMI BW20

Swiss Made by



Swiss Made by



Machine	Operation	Item No.	Size	Output	Notes
BW207 BW208 BW208Z BW209Z	Radial Drilling / Milling	BW20-GSC-105-4X	(1) ER08	1:3.8	High speed spindle up to 30,400 RPM



BW20-GSC-105-4X

Radial Drill/Mill
Collet Size: ER08
Output: 1:3.8
High Speed
Machine: BW20

TSUGAMI S205/206

Swiss Made by



Machine	Operation	Item No.	Size	Output	Notes
S205 S206	Radial Drilling / Milling	S20-RSC-107-3X	(1) ER11	1:3	High speed spindle up to 24,000 RPM
	Axial Drilling / Milling	S20-RSE-107-3X	(1) ER11	1:3	High speed spindle up to 24,000 RPM
	Polygon Milling	S20-GSP-613	(1) 13mm	1:1	Max tool Ø72mm Max tool thickness 8.3mm
	Slitting Saw	S20-RSS-110	(1) ER16	1:1	Max tool Ø70mm
	Thread Whirling	TSUGAMI1-GSW-220	(1) Utilis	1:1	Adjustable 0-20°, Utilis ring: 6mm flight circle



S20-RSC-107-3X
Radial Drilling / Milling
Collet Size: ER11
Output: 1:3
High Speed
Machine: S205/S206



S20-RSE-107-3X
Axial Drilling / Milling
Collet Size: ER11
Output: 1:3
High Speed
Machine: S205/S206



S20-GSP-613
Polygon Milling
Tool Size:
ID Ø13
OD Ø72
Tool Thickness 8.3mm
Output: 1:1
Machine: S205/S206



S20-RSS-110
Slotted Saw
Arbor Size: ER16
Output: 1:1
Max Tool Ø: 70mm
Machine: S205/S206



TSUGAMI1-GSW-220
Thread Whirling
Ring: Utilis Ring
Output: 1:1
Adjustable 0-20°
Flight Circle 6mm
Machine: S205/S206

TSUGAMI B026-II/032-II

Swiss Made by



Machine	Operation	Item No.	Size	Output	Notes
B0265 II B0265B II B0266 II B0325 II B0325B II B0326 II	Radial Drilling / Milling	B026-GSC-105-4X	(1) ER08	1:3.8	High speed spindle up to 22,800 RPM
B026-GSC-107-4X		(1) ER11	1:3.8	High speed spindle up to 22,800 RPM	
B026-GSC-107-3X		(1) ER11	1:3	High speed spindle up to 15,000	
B026-BSC-110-HP		(1) ER11	1:1	Internal coolant-thru	



B026-GSC-105-4X
Radial Drill/Mill
Collet Size: ER08
Output: 1:3.8
High Speed
Machine: B026-II/B032-II



B026-GSC-107-4X
Radial Drill/Mill
Collet Size: ER11
Output: 1:3.8
High Speed
Machine: B026-II/B032-II



B026-GSC-107-3X
Radial Drill/Mill
Collet Size: ER11
Output: 1:3
High Speed
Machine: B026-II/B032-II



B026-BSC-110-HP
Radial Drill/Mill
Collet Size: ER11
Output: 1:1
Internal Coolant-Thru
Machine: B026-II/B032-II

TSUGAMI B026/032/038

Swiss Made by



Machine	Operation	Item No.	Size	Output	Notes
B026 B032 B038	Axial Drilling / Milling	B026-RSE-110	(2) ER16	1:1	Double-ended
		B026-RSE-110-IK	(2) ER16	1:1	Double-ended, Internal coolant-thru
		B026-RSE-110M	(1) ER16	1:1	
		B026-RSE-110M-IK	(1) ER16	1:1	Internal coolant-thru
		B026-RSE-210	(4) ER16	1:1	Double-ended
		B026-RSE-210-IK	(4) ER16	1:1	Double-ended, Internal coolant-thru
		B026-RSE-210M	(2) ER16	1:1	
		B026-RSE-310	(6) ER16	1:1	Double-ended
		B026-RSE-310-IK	(6) ER16	1:1	Double-ended, Internal coolant-thru
		B026-RSE-310M	(3) ER16	1:1	
		B026-RSE-310M-IK	(3) ER16	1:1	Internal coolant-thru



B026-RSE-110
Axial Drilling / Milling
Collet Size: ER16
Output: 1:1
Double-Ended
Machine: B026/32/38



B026-RSE-110-IK
Axial Drilling / Milling
Collet Size: ER16
Output: 1:1
Internal Coolant-Thru
Double-Ended
Machine: B026/32/38



B026-RSE-110M
Axial Drilling / Milling
Collet Size: ER16
Output: 1:1
Machine: B026/32/38



B026-RSE-110M-IK
Axial Drilling / Milling
Collet Size: ER16
Output: 1:1
Internal Coolant-Thru
Machine: B026/32/38



B026-RSE-210
Axial Drilling / Milling
Arbor Size: ER16
Output: 1:1
Double-Ended
Machine: B026/32/38



B026-RSE-210-IK
Axial Drilling / Milling
Collet Size: ER16
Output: 1:1
Double-Ended
Internal Coolant-Thru
Machine: B026/32/38



B026-RSE-210M
Axial Drilling / Milling
Collet Size: ER16
Output: 1:1
Machine: B026/32/38



B026-RSE-310
Axial Drilling / Milling
Collet Size: ER16
Output: 1:1
Double-Ended
Machine: B026/32/38



B026-RSE-310-IK
Axial Drilling / Milling
Collet Size: ER16
Output: 1:1
Double-Ended
Internal Coolant-Thru
Machine: B026/32/38



B026-RSE-310M
Axial Drilling / Milling
Collet Size: ER16
Output: 1:1
Machine: B026/32/38



B026-RSE-310M-IK
Axial Drilling / Milling
Collet Size: ER16
Output: 1:1
Internal Coolant-Thru
Machine: B026/32/38

TSUGAMI B01-III/02-III/07-III

Swiss Made by



Machine	Operation	Item No.	Size	Output	Notes
B073-III B074-III B075-III B0123-III B0124-III B0125-III B0126-III B0203-III B0204-III B0205-III B0206-III	Radial Drilling / Milling	B07-GSC-105-4X	(1) ER08	1:3.8	High speed spindle up to 22,800 RPM
		B07-GSC-107-4X	(1) ER11	1:3.8	High speed spindle up to 22,800 RPM
		B07-GSC-110	(1) ER16	1:1	
	Axial Drilling / Milling	B07-RSE-207	(2) ER11	1:1	Internal coolant-thru
		B07-RSE-207-2X	(2) ER11	1:2	High speed spindle up to 16,000 RPM
		B07-RSE-207-2X	(2) ER11	1:2	High speed spindle up to 16,000 RPM, Internal coolant-thru
		B07-RSE-207-2X	(2) ER11	1:2	High speed spindle up to 16,000 RPM, Internal coolant-thru
	Angled Drilling / Milling	B07-GSA-207	(2) ER11	1:1	Adjustable 90°
		B07-GSA-207-2X	(2) ER11	1:2	Adjustable 90°, Internal coolant-thru
		B07-GSA-207-2X	(2) ER11	1:2	High speed spindle up to 16,000 RPM, Adjustable 90°
Slitting Saw	B07-GSS-110	(1) ER16	1:1	High speed spindle up to 16,000 RPM, Adjustable 90°, Internal coolant-thru	
	B07-GSF-110	(1) ER16	1:1	Max tool Ø70mm	
Thread Milling	B07-GSF-418	(1) 8mm	1:1	Max tool Ø72mm, Tool width 3-5mm	
	B07-GSF-518	(1) 8mm	1:1	Max tool Ø72mm, Tool width 3-5mm, Adjustable 1.5°	



B07-GSC-105-4X
Radial Drilling / Milling
Collet Size: ER08
Output: 1:3.8
High Speed
Machine: B01/02/07



B07-GSC-107-4X
Radial Drilling / Milling
Collet Size: ER11
Output: 1:3.8
High Speed
Machine: B01/02/07



B07-GSC-110
Radial Drilling / Milling
Collet Size: ER16
Output: 1:1
Machine: B01/02/07



B07-RSE-207
Axial Drilling / Milling
Collet Size: ER11
Output: 1:1
Machine: B01/02/07



B07-RSE-207-2X
Axial Drilling / Milling
Collet Size: ER11
Output: 1:1
Internal Coolant-Thru
Machine: B01/02/07



B07-RSE-207-2X
Axial Drilling / Milling
Collet Size: ER11
Output: 1:2
High Speed
Machine: B01/02/07



B07-RSE-207-2X
Axial Drilling / Milling
Collet Size: ER11
Output: 1:2
High Speed
Internal Coolant-Thru
Machine: B01/02/07



B07-GSA-207
Angled Drilling / Milling
Arbor Size: ER11
Output: 1:1
Adjustable 90°
Machine: B01/02/07



B07-GSA-207-2X
Angled Drilling / Milling
Arbor Size: ER11
Output: 1:1
Adjustable 90°
Internal Coolant-Thru
Machine: B01/02/07



B07-GSA-207-2X
Angled Drilling / Milling
Arbor Size: ER11
Output: 1:2
Adjustable 90°
High Speed
Machine: B01/02/07



B07-GSA-207-2X
Angled Drilling / Milling
Arbor Size: ER11
Output: 1:2
Adjustable 90°
High Speed,
Internal Coolant-Thru
Machine: B01/02/07



B07-GSS-110
Slotted Saw
Arbor Size: ER16
Output: 1:1
Max Tool Ø: 70mm
Machine: B01/02/07



B07-GSF-418
Thread Milling
Tool Size: 8mm
Output: 1:1
Max Tool Ø: 72mm
Tool Width: 3-5mm
Machine: B01/02/07



B07-GSF-518
Thread Milling
Tool Size: 8mm
Output: 1:1
Max Tool Ø: 72mm
Tool Width: 3-5mm
Adjustable 1.5°
Machine: B01/02/07

TSUGAMI P034H

Swiss Made by



Machine	Operation	Item No.	Size	Output	Notes
P034H	Axial Drilling / Milling	P03-GSE-207-II	(2) ER11	1:1	
	Radial Drilling / Milling	P03-GSC-015	(1) ER08	1:1	
	Gear Hobbing	P03-GSH-135-L	(1) 3.5mm	1:1	Adjustable $\pm 2.5^\circ$
	Polygon Milling	P03-GSP-118	(1) 8mm	1:1	Adjustable $\pm 2.5^\circ$, Max tool $\varnothing 45\text{mm}$
		P03-GSP-218	(1) 8mm	1:1	Adjustable $\pm 2.5^\circ$, Max tool $\varnothing 45\text{mm}$, Cutter offset
		P03-GSP-318	(1) 8mm	1:1	Adjustable in X $\pm 2.5^\circ$, Adjustable in Y $\pm 1.5^\circ$, Max tool $\varnothing 45\text{mm}$
	Thread Whirling	P03-GSW-220	(1) Utilis	1:1	Adjustable 0-20°
	Static Holders & Blocks	P03-GDF-416	(3) 16mm		
		P03-GDF-516	(3) 16mm		
		P03-GTF-018	(7) 8x8mm		
Main Block Tool Holder with Gang Slide and High Speed Spindle	P03-GSC-117-S	See Notes To The Right	1:2	(2) 8x8mm square shank (1) $\varnothing 25\text{mm}$ holder for high speed spindle (1) ER11 high speed spindle, Up to 16,000 RPM (1) Modular	



P03-GSE-207-II
End Drilling / Milling
Collet Size: ER11
Output: 1:1
Machine: P034H



P03-GSC-015
Cross Drilling / Milling
Collet Size: ER08
Output: 1:1
Machine: P034H



P03-GSH-135-L
Gear Hobbing
ID Size: $\varnothing 3.5\text{mm}$
Output: 1:1
Adjustable $\pm 2.5^\circ$
Machine: P034H



P03-GSP-118
Polygon Milling
Tool Size: $\varnothing 8\text{mm}$
Output: 1:1
Max Tool \varnothing : 45mm
Adjustable $\pm 2.5^\circ$
Machine: P034H



P03-GSP-218
Polygon Milling
Arbor Size: $\varnothing 8\text{mm}$
Output: 1:1
Max Tool \varnothing : 45mm
Adjustable $\pm 2.5^\circ$
Cutter Offset
Machine: P034H



P03-GSP-318
Polygon Milling
Arbor Size: $\varnothing 8\text{mm}$
Output: 1:1
Max Tool \varnothing : 45mm
Y Adjustable $\pm 1.5^\circ$
X Adjustable $\pm 2.5^\circ$
Machine: P034H



P03-GSW-220
Thread Whirling
Ring: Utilis
Output: 1:1
9 or 12 Insert Cutter,
Adjustable 0-20°
Machine: P034H



P03-GDF-416
Static Tool Holder
Tool Size: $\varnothing 16\text{mm}$
Machine: P034H



P03-GDF-516
Static Tool Holder
Tool Size: $\varnothing 16\text{mm}$
Machine: P034H



P03-GTF-018
Static Tool Holder
Tool Size: 8mmx8mm
Machine: P034H



P03-GSC-117-S
Main Block Tool Holder
Collet Size: ER11
Output: 1:2
Tool N°01 cutter carrier 8mm x 8mm
Tool N°02 cutter carrier 8mm x 8mm
Tool N°03 high frequency $\varnothing 25$
Tool N°04 in ER11 with RPM 16'000.
Tool N°05 is a modular quick change for different operation.
Machine: P034H

STAR

Swiss Made by



SR20J-W20
Thread Whirling

All Machines

Gang Slide Tools

Operation	Item No.	(#Tools)Size	Output	Machine	Other
Cross Drilling / Milling	E20-GSC-3X	(1) ER11	1:2.59	ECAS12/20, SB12-20R, SR20J/JN, SR-20RII/RIII/RIV, SR32J/JN, SV12/20/32, SV32JII, SV38R, SW20	High speed
	E20-GSC-110	(1) ER16	1:1	ECAS12/20, SB12-20R, SR20J/JN, SR-20RII/RIII/RIV, SR32J/JN, SV12/20/32, SV32JII, SV38R, SW20	
	STA-SR20J-GSC-010-HP	(1) ER16	1:1	ECAS12/20, SB12-20R, SR20J/JN/SR-20RIII, SR20RII, SR20 RIV, SR32J/JN, SV12/20/32, SV32JII, SV38R, SW20	2175psi max coolant cressure
	STA-A100-E16	(1) ER16	1:1	ECAS12/20, SB12-20R, SR20J/JN, SR-20RII/RIII/RIV, SR32J/JN, SV12/20/32, SV32JII, SV38R, SW20	
	STA-A106-E11	(1) ER11	1:1	ECAS12/20, SB12-20R, SR20J/JN, SR-20RIII, SR20RII/IV, SR32J/JN, SW20	
	STA-A120-E16	(1) ER16	1:1	ECAS12/20, ECAS-32T, SB12-20R, SR20J/JN/SR-20RIII, SR20RII/IV, SV38R, SW20	
	STA-A121-E08	(1) ER08	1:1	ECAS12/20, SB12-20R, SR20J/JN/SR-20RIII, SR20RII/IV, SV38R, SW20	
End Drilling / Milling	E20-DE-1111	(2) ER11	1:1	ECAS12/20, SB12-20R, SR20J/JN, SR-20RII/RIII/RIV, SR32J/JN, SV12/20/32, SV32JII, SV38R, SW20	Double ended
	E20-DS-2222	(2) ER11	1:2	ECAS12/20, SB12-20R, SR20J/JN, SR-20RII/RIII/RIV, SR32J/JN, SV12/20/32, SV32JII, SV38R, SW20	Double ended
	E20-GSE-210	(2) ER16	1:1	ECAS12/20, SB12-20R, SR20J/JN, SR-20RII/RIII/RIV, SR32J/JN, SV12/20/32, SV32JII, SV38R, SW20	
	SR20J-GSE-2310	(6) ER16	1:1	SB-12, SB-20	Double ended
	SR20J-GSE-3710	(3) ER11 (3) ER16	1:1	SR20J	
	SR32J-GSE-3710	(3) ER11 (3) ER16	1:1	SR32J	Double ended
	STA-R177-2E16	(2) ER16	1:1	SB-12/20R, SR20J/JN/RIII, SR20RII, SR20RIV	
	STA-R146-E16	(1) ER16	1:1	SB-12/20R, SR20J/JN/RIII, SR20RII/RIV, SW20	
	STA-R208-3E16	(3) ER16	1:1	SB-12/20R, SR20J/JN/RIII, SR20RIV	
	STA-R177-4E11	(4) ER11	1:1	SR20J/JN/RIII, SR-20RIV	Double ended
	STA-R146-E11	(1) ER11	1:1	ECAS12/20, SW20	
	STA-R146-2E11	(2) ER11	1:1	ECAS12/20, SW20	
	Hobbing	E20RSH-035 *	(1) Ø3.5	1:1	SR20
E20-RSH-080		(1) Ø8	1:1	SR20	Adjustable ±5°
SW12-GSH-045		(1) Ø4.5		SW12-RII	Adjustable +15°/-3°
SW12-GSH-080		(1) Ø8	1:1	SW12-RII	Adjustable +10°/-3°
Polygon Milling	SR20RII-GSP-713	(1) Ø13	1:1	SR20RII	Max tool Ø60mm Max thickness 8.3mm
	SB-GSP-218	(1) Ø8	1:1	SB16, SB20	Adjustable ±10°
	SW12-GSP-218	(1) Ø8	1:1	SW12-RII	Adjustable ±10°
Whirling	E20-W20	(1) Utilis	1:1	SR-20, SR-30, SW-20, ECAS-12, ECAS-20	9 or 12 Insert, Adjustable ±20°, Flight circle Ø6mm
	SR20J-W20	(1) Utilis	1:1	SR20J/JN/RIII	9 or 12 Insert, Adjustable ±20°, Flight circle Ø12mm
	STAR2-GSW-210	(1) Utilis	1:1	SR20J, SB-16R	7 or 9 Insert, Adjustable ±10°, Flight circle Ø6mm
Modular	SW12-GSH-045 (Hobbing)	(1) Ø4.5		SW12-RII	Adjustable +15°/-3°
	SW12-GSH-080 (Hobbing)	(1) Ø8	1:1	SW12-RII	Adjustable +10°/-3°
	SB-GSP-218 (Polygon Milling)	(1) Ø8	1:1	SB16, SB20	Adjustable ±10°
	SW12-GSP-218 (Whirling)	(1) Ø8	1:1	SW12-RII	Adjustable ±10°
	STAR2-GSW-210 (Whirling)	(1) Utilis	1:1	SR20J, SB-16R	7 or 9 Insert, Adjustable ±10°, Flight circle Ø6mm

All Machines

Sub Spindle Tools

Operation	Item No.	(#Tools)Size	Output	Machine	Other
Back Working	STA-BW096-E11	(1) ER11	1:1	ECAS12/20, SB12-20R, SR10J, SR20J/JN/SR-20RIII, SR20RII/RIV, SR32J/JN, SW12RII	
	STA-BW096-E16	(1) ER16	1:1	ECAS12/20, SB12-20R, SR20J/JN/SR-20RIII, SR20RII/RIV, SR32J/JN, SW12RII	
	STA-BW098-E16	(1) ER16	1:1	SR20-RIV, SW-12RII, SW20	
	STA-SR20J-GSE-010-HP	(1) ER16	1:1	ECAS12/20, SB12-20R, SR20J/JN/SR-20RIII, SR20RII, SR20 RIV, SR32J/JN, SW12RII	2175psi Max Coolant Pressure
	STA-SR20J-RSC-007	(1) ER11	1:1	ECAS12/20, SB12-20R, SR20J/JN/SR-20RIII, SR20RII, SR20 RIV, SR32J/JN, SW12RII	
End Drilling / Milling	E20-GSE-110	(1) ER16	1:1	ECAS12/20, SB12-20R, SR20J/JN, SR-20RII/RIII/RIV, SR32J/JN, SV12/20/32, SV32JII, SV38R, SW20	

20mm Machines

Turret Tools

Operation	Item No.	(#Tools)Size	Output	Machine	Other
Cross Drilling / Milling	SV20-TSC-210	(4) ER11	1:4	20T, SV20	Double ended
	SV20-T2X2X4	(4) ER11	1:4	SV12, SV20	Double ended, High speed
End Drilling / Milling	SV20-TSE-010	(2) ER16	1:1	20T, SV20	Double ended
	SV20-TSE-207	(4) ER11	1:1	20T, SV20	Double ended

32 & 38mm Machines

Turret Tools

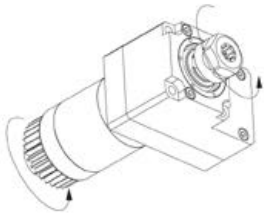
Operation	Item No.	(#Tools)Size	Output	Machine	Other
Cross Drilling / Milling	E20C-110-IK *	(1) ER16	1:1	20T, SV20	
	E20C-110-K *	(1) ER16	1:1	20T, SV20	
	SV32-TSC-210	(2) ER16	1:1	32T, SV32	
End Drilling / Milling	SV32-TSE-010	(4) ER11	1:1	SV-38R, ECAS-32T	Double ended
	SV32-TSE-207	(4) ER11	1:1	SV-38R, ECAS-32T	Double ended
Whirling	SV32-W20	(1) Utilis	1:1	SV-32	9 or 12 Insert, Adjustable $\pm 20^\circ$, Flight circle $\varnothing 12\text{mm}$

SR10J Machine Specific Tooling

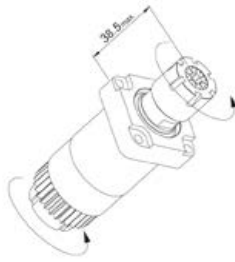
Operation	Item No.	(#Tools)Size	Output	Machine	Other
Cross Drilling / Milling	SR10J-GSC-E11-2X	(2) ER11	1:1	SR10J	
	SR10J-GSC-E11-2X-DEC	(2) ER11	1:1	SR10J	
	SR10J-GSC-E08	(1) ER08	1:1	SR10J	
Hobbing	SR10J-GSH-035	(1) $\varnothing 3.5$		SR10J	
	SR10J-GSH-035-II	(1) $\varnothing 3.5$		SR10J	
	SR10J-GSH-050-II	(1) $\varnothing 5$	1:1	SR10J	
Polygon Milling	SR10J-GSF-080-II	(1) $\varnothing 8$		SR10J	
	SR10J-GSF-100-II	(1) $\varnothing 10$		SR10J	
Tool Holder	SR10J-GSC-E11S	(1) ER11	1:1.666	SR10J	Replaces main block with fixed ER11 spindle plus quick change modular spindle.
	SR10J-GSC-E11AZ	(1) ER11	1:1.666	SR10J	Same as SR10J-GSC-E11S but spindle is 8.7mm set back and main block is 10mm longer.
	5510-000-139A	(1) ER11		SR10J	
Whirling	SR10J-GSW-010	(1) Utilis	1:1	SR10J	7 or 9 Insert, Adjustable $\pm 10^\circ$, Flight circle $\varnothing 6\text{mm}$

Star Spindles & Attachments

Gang Slide - All Machines



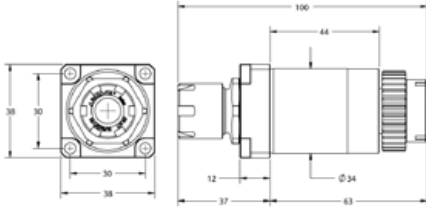
**E20-GSC-3X
Cross Drill/Mill**
Collet Size: ER11
Output: 1:2.59
High Speed
Double Ended



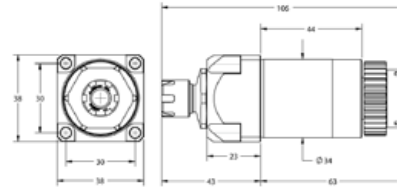
**E20-GSC-110
Cross Drill/Mill**
Collet Size: ER16
Output: 1:1



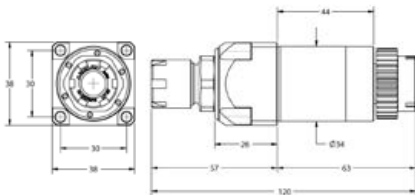
**STA-SR20J-GSC-010-HP
Cross Drill/Mill**
Collet Size: ER16
Output: 1:1
Coolant-Thru
2175psi Max



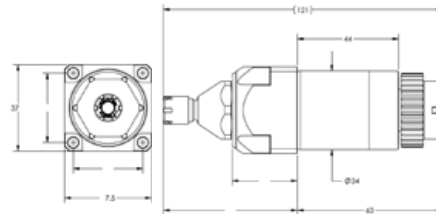
**STA-A100-E16
Cross Drill/Mill**
Collet Size: ER16
Output: 1:1



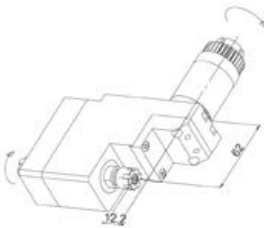
**STA-A106-E11
Cross Drill/Mill**
Collet Size: ER11
Output: 1:1



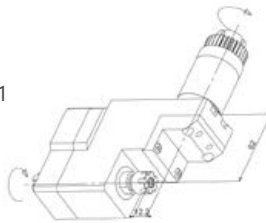
**STA-A120-E16
Cross Drill/Mill**
Collet Size: ER16
Output: 1:1



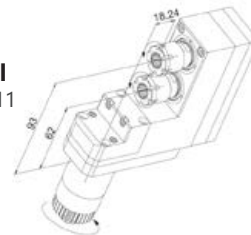
**STA-A121-E08
Cross Drill/Mill**
Collet Size: ER08
Output: 1:1



**E20-DE-1111
End Drill/Mill**
Collet Size: ER11
Output: 1:1
Double Ended



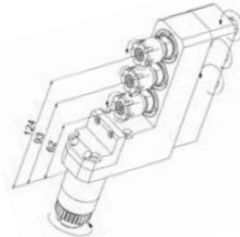
**E20-DS-2222
End Drill/Mill**
Collet Size: ER11
Output: 1:2
Double Ended
High Speed



**E20-GSE-210
End Drill/Mill**
Collet Size: ER16
Output: 1:1



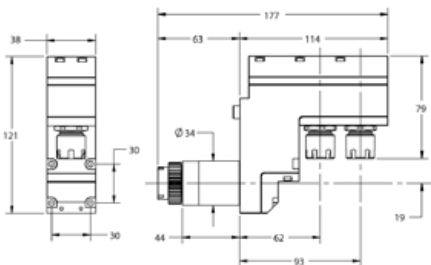
**SR20J-GSE-2310
End Drill/Mill**
Collet Size: ER16
Output: 1:1
Double Ended



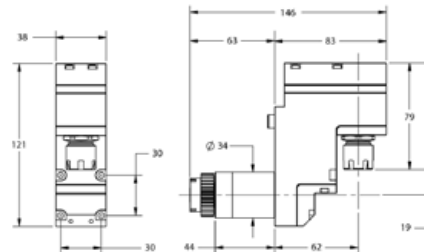
**SR20J-GSE-3710
End Drill/Mill**
Collet Size: ER11 ER16
Output: 1:1



**SR32J-GSE-3710
End Drill/Mill**
Collet Size: ER11 ER16
Output: 1:1
Double Ended



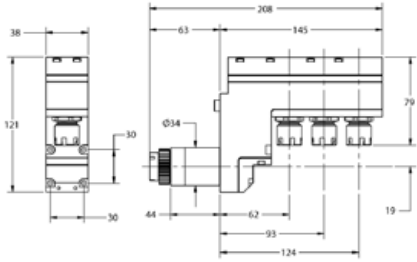
**STA-R177-2E16
End Drill/Mill**
Collet Size: ER16
Output: 1:1



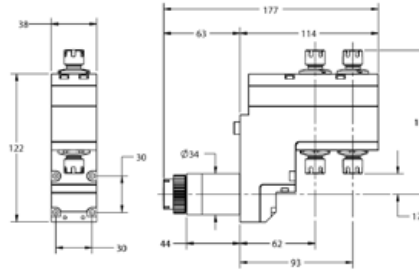
**STA-R146-E16
End Drill/Mill**
Collet Size: ER16
Output: 1:1

Star Spindles & Attachments

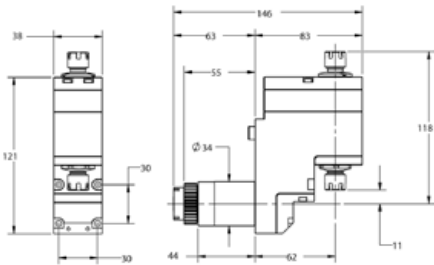
Gang Slide - All Machines



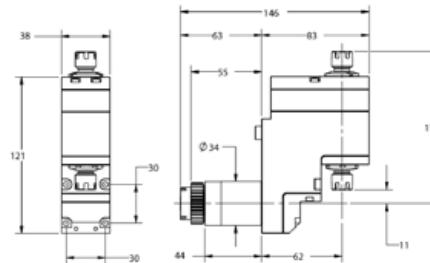
**STA-R208-3E16
End Drill/Mill**
Collet Size: ER16
Output: 1:1



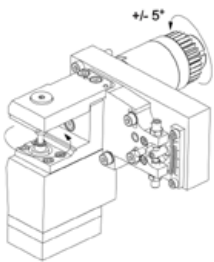
**STA-R177-4E11
End Drill/Mill**
Collet Size: ER11
Output: 1:1



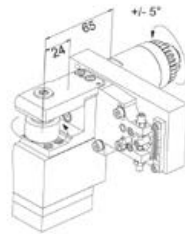
**STA-R146-E11
End Drill/Mill**
Collet Size: ER11
Output: 1:1



**STA-R146-2E11
End Drill/Mill**
Collet Size: ER11
Output: 1:1



**E20-RSH-035
Gear Hobbing**
ID Size: Ø3.5mm
Output: 1:1
Adjustable $\pm 5^\circ$



**E20-RSH-080
Gear Hobbing**
ID Size: Ø08mm
Output: 1:1
Adjustable $\pm 5^\circ$



**SR20R11-GSP-713
Polygon Milling**
ID Size: Ø13mm
Output: 1:1
Max Tool Ø60mm
Max Thickness 8.3mm



**E20-W20
Thread Whirling**
Ring: Utilis
Output: 1:1
9 or 12 Insert Cutter,
Flight Circle Ø6mm
Adjustable $\pm 20^\circ$



**SR20J-W20
Thread Whirling**
Ring: Utilis
Output: 1:1
9 or 12 Insert Cutter,
Flight Circle Ø12mm
Adjustable $\pm 20^\circ$

Gang Slide - Modular



**SW12-GSH-045
Modular
Gear Hobbing**
ID Size: Ø4.5mm
Output: 1:1
Adjustable $+15^\circ/-3^\circ$



**SW12-GSH-080
Modular
Gear Hobbing**
ID Size: Ø8mm
Output: 1:1
Adjustable $+15^\circ/-3^\circ$



**SB-GSP-218
Modular
Polygon Milling**
ID Size: Ø8mm
Output: 1:1
Adjustable $\pm 10^\circ$



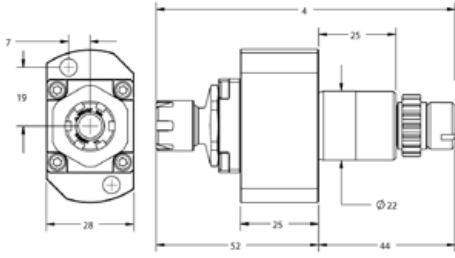
**SW12-GSP-218
Modular
Polygon Milling**
ID Size: Ø8mm
Output: 1:1
Adjustable $\pm 10^\circ$



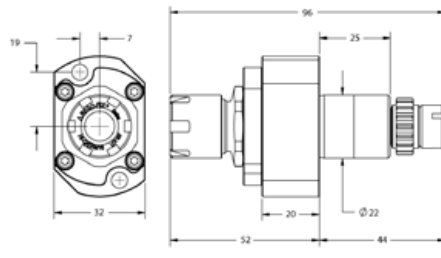
**STAR2-GSW-210
Modular
Thread Whirling**
Ring: Utilis
Output: 1:1
7 or 9 Insert Cutter,
Flight Circle Ø6mm
Adjustable $\pm 10^\circ$

Star Spindles & Attachments

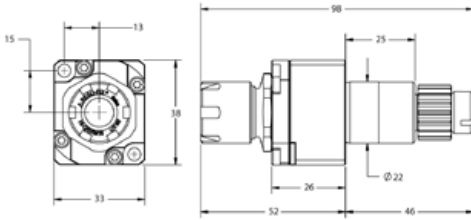
Sub Spindle



**STA-BW096-E11
Back Working**
Collet Size: ER11
Output: 1:1



**STA-BW096-E16
Back Working**
Collet Size: ER16
Output: 1:1



**STA-BW098-E16
Back Working**
Collet Size: ER16
Output: 1:1



**STA-SR20J-GSE-010-HP
Back Working**
Collet Size: ER16
Output: 1:1
Coolant-Thru 2175psi Max

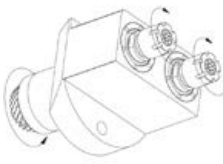


**STA-SR20J-RSC-007
Back Working**
Collet Size: ER11
Output: 1:1



**E20-GSE-110
End Drill/Mill**
Collet Size: ER16
Output: 1:1

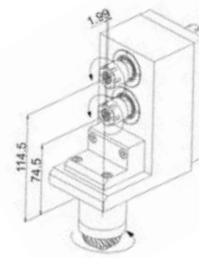
Turret - 20mm Machines



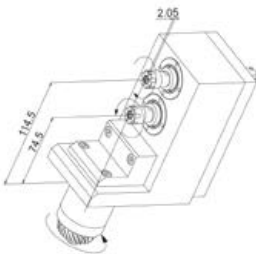
**SV20-TSC-210
Cross Drill/Mill**
Collet Size: ER11
Output: 1:4
High Speed
Double Ended



**SV20-T2X2X4
End Drill/Mill**
Collet Size: ER11
Output: 1:4
High Speed
Double Ended

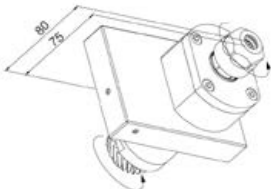


**SV20-TSE-010
End Drill/Mill**
Collet Size: ER16
Output: 1:1
Double Ended

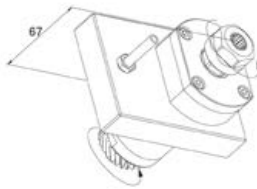


**SV20-TSE-207
End Drill/Mill**
Collet Size: ER11
Output: 1:1
Double Ended

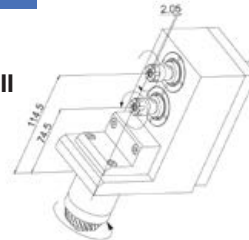
Turret - 32 & 38mm Machines



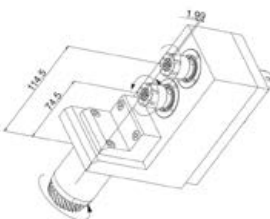
**E20C-110-1K
Cross Drill/Mill**
Collet Size: ER16
Output: 1:1



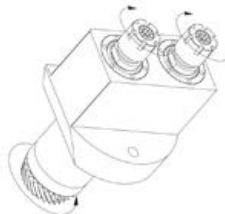
**E20C-110-K
Cross Drill/Mill**
Collet Size: ER16
Output: 1:1



**SV32-TSE-207
End Drill/Mill**
Collet Size: ER11
Output: 1:1
Double Ended



**SV32-TSE-010
End Drill/Mill**
Collet Size: ER11
Output: 1:1



**SV32-TSC-210
Cross Drill/Mill**
Collet Size: ER16
Output: 1:1



**SV32-W20
Thread Whirling**
Ring: Utilis
Output: 1:1
9 or 12 Insert Cutter,
Flight Circle Ø12mm
Adjustable ±20°

Star Spindles & Attachments

SR10J Specific Tooling



SR10J-GSC-E11S Tool Holder
 Collet Size: ER11
 Output: 1:1.666
 Replaces main block with fixed ER11 spindle plus an additional quick-change modular spindle supporting various operations



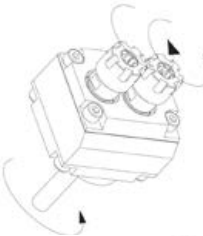
SR10J-GSC-E11AZ Tool Holder
 Collet Size: ER11
 Output: 1:1.666
 Same as SR10J-GSC-E11S but ER11 spindle is 8.7mm set back and main block is 10mm longer



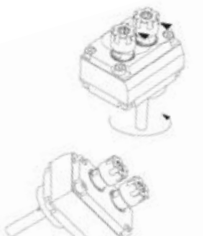
5510-000-139A Tool Holder
 Collet Size: ER11

NOTE: Installation Of SR10J-GSC-E11S or SR10J-GSC-E11AZ Requires A Certified STAR Technician

Modular Spindles Require SR10J-GSC-E11S or E11AZ



SR10J-GSC-E11-2X Cross Drill/Mill
 Collet Size: ER11
 Output: 1:1
MODULAR HEAD




SR10J-GSC-E11-2X-DEC Cross Drill/Mill
 Collet Size: ER11
 Output: 1:1
MODULAR HEAD



SR10J-GSC-E08 Cross Drill/Mill
 Collet Size: ER08
 Output: 1:1
MODULAR HEAD



SR10J-GSH-035 Gear Hobbing
 ID Size: Ø3.5mm
 Output: 1:1
MODULAR HEAD



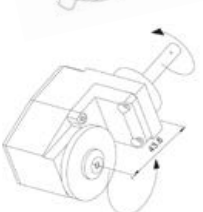
SR10J-GSH-035-II Gear Hobbing
 ID Size: Ø3.5mm
 Output: 1:1
MODULAR HEAD



SR10J-GSH-050-II Gear Hobbing
 ID Size: Ø5mm
 Output: 1:1
MODULAR HEAD



SR10J-GSF-080-II Polygon Milling
 ID Size: Ø8mm
 Output: 1:1
MODULAR HEAD



SR10J-GSF-100-II Polygon Milling
 ID Size: Ø10mm
 Output: 1:1
MODULAR HEAD



SR10J-GSW-010 Thread Whirling
 Ring: Utilis
 Output: 1:1
 7 or 9 Insert Cutter,
 Flight Circle Ø6mm
 Adjustable ±10°
MODULAR HEAD

INDEX

Tool Type - Designation

BackTools

Accessories & Spare Parts	MBV.....	pg. 262
	MSP.....	pg. 262
	YE4.....	pg. 262
Holder	MBA.....	pg. 261
	MBG.....	pg. 248-253
	MBK.....	pg. 261
	MBR.....	pg. 260
	MBS.....	pg. 253-260
	MBZ.....	pg. 261

Bore Micro

Accessories & Spare Parts	FIT.....	pg. 39
	MRH.....	pg. 39
	MSP.....	pg. 39
Holder	AKR.....	pg. 39
	SDA.....	pg. 38
Tools	SDF.....	pg. 25
	SDG.....	pg. 21
	SDH.....	pg. 27
	SDI.....	pg. 23
	SDK.....	pg. 28
	SDM.....	pg. 29
	SDO.....	pg. 30
	SDQ.....	pg. 31
	SDR.....	pg. 32
	SDS.....	pg. 33
	SDT.....	pg. 34
	SDU.....	pg. 34
	SDV.....	pg. 35
	SXF.....	pg. 26
	SXG.....	pg. 22
	SXI.....	pg. 24
	SXJ.....	pg. 36
	SXP.....	pg. 37

Broaching, Rotary

Guide	pg. 6-7
Holder	RBH.....	pg. 8-10
Tools	RBT.....	pg. 12-19

Broaching, Static Punch

Holder	SBH.....	pg. 11
--------	----------	--------

Clamp/Wedge

Accessories & Spare Parts	MLU.....	pg. 244
	MSP.....	pg. 244-246
Clamp/Wedge	MLU.....	pg. 241

Collet Sleeves

Holder	CS.....	pg. 94-97
--------	---------	-----------

Tool Type - Designation

Collets

Accessories & Spare Parts	CD.....	pg. 110
	CN.....	pg. 110
	CQS.....	pg. 111
	CSB.....	pg. 111
	CW.....	pg. 111
	MRH.....	pg. 111
Holder	CC.....	pg. 106, 108
	CK.....	pg. 107-108
	CM.....	pg. 107
	ET1.....	pg. 109

Cutting Oil

Oil	LCO.....	pg. 286-287
-----	----------	-------------

Drills, Micro

Holder	CC.....	pg. 46
	CS.....	pg. 46
Spare Parts	Nut.....	pg. 46
	Wrench.....	pg. 46
Tools	GD.....	pg. 48-73
	TD.....	pg. 75-88

Ejector Pins

EJK.....	pg. 293-295
----------	-------------

Endmills, Micro

Tools	TE.....	pg. 89-92
-------	---------	-----------

EZR Swiss Clamp

Holder	EZR.....	pg. 102-103
--------	----------	-------------

Gen Bore Mini

Holder	GBM.....	pg. 93
--------	----------	--------

GenCut Spot Drills

Holder	SDH.....	pg. 40
Inserts	SDI.....	pg. 40

Knurling

Holder	KHB.....	pg. 276
	KHE.....	pg. 275
	KHS.....	pg. 274
Tools	KDD.....	pg. 277
	KDL.....	pg. 277
	KDR.....	pg. 277
	KDS.....	pg. 277

Live Tooling

CITIZEN	CIT.....	pg. 298-337
STAR	STA.....	pg. 348-353
TORNOS	TOR.....	pg. 336-342
TSUGAMI	TSU.....	pg. 343-347

Magnetic Finishing

FR.....	pg. 291
---------	---------

MiJet

.....	pg. 290
-------	---------

Tool Type - Designation

Perfect Zero	PZ.....	pg. 289
--------------	---------	---------

QC Holding

Holder	CQS.....	pg. 98-101
--------	----------	------------

Reaming

Holder	RFH.....	pg. 42
Tools	TR-8600.	pg. 43-45

Saws & Arbors

Holder	SAC.....	pg. 280
	SAF.....	pg. 281
	SAP.....	pg. 282
	SAPE.....	pg. 282
	SAS.....	pg. 281-282
Tools	SSM.....	pg. 283

Thread Whirling

Rings	MWT.....	pg. 265-270
Inserts	MWI.....	pg. 271-273

Ti-Loc

CTE Spare Parts	pg. 105
SAT Spare Parts	pg. 279
Holder	CTE.....	pg. 105
	RTE.....	pg. 105
	SAT.....	pg. 279

Turning

Holder	1600.....	pg. 161-167
	1600-S.....	pg. 237
	3000.....	pg. 136-139
	3000-S.....	pg. 238
	SC.....	pg. 182-183
	SD.....	pg. 194-205
	SV.....	pg. 214-223
	pg. 226-236
	SV-S.....	pg. 238-239
Tools	1602.....	pg. 144-149
	1603.....	pg. 149-150
	1604.....	pg. 151-152
	1605.....	pg. 153
	1606.....	pg. 154-156
	1607.....	pg. 157
	1610.....	pg. 158-159
	1611.....	pg. 160
	1612.....	pg. 161
	3002.....	pg. 116-125
	3003.....	pg. 126
	3004.....	pg. 127-129
	3005.....	pg. 130-131
	3006.....	pg. 132-135
	3007.....	pg. 130
	3012.....	pg. 135
	CC.....	pg. 170-181
	DC.....	pg. 184-193
	DN.....	pg. 203
	VC.....	pg. 206-213
	VP.....	pg. 225

Terms & Conditions of Sale

Prices	All prices are in U.S. dollars. Prices are valid for 30 days after quotation, then subject to change. Sales & Use Tax due is the consumer responsibility and payable as State regulations require.
Credit	Credit approval may take several weeks after returning the completed Credit Application and signed Terms & Conditions Agreement. Changes to Genevieve Swiss Industries, Inc. ("GSI") standard Terms and Conditions made by the applicant are grounds for credit denial. GSI reserves the right to change or deny credit at any time based upon late payment or changes to your DNB rating.
Orders	Upon receipt of your purchase order, GSI will provide a sales order confirmation. The customer accepts responsibility to notify GSI of any error or changes that are required.
Cancellation	Order cancellation must be provided to GSI in writing. Cancelled orders are subject to a minimum \$25.00 process fee and a production upcharge depending upon product completion.
Delivery	Product availability is subject to prior order regardless of stock condition at the time of quotation. GSI policy is to partial ship the order if any item is out of stock unless otherwise instructed. The customer is responsible for all shipping charges. The customer accepts responsibility to notify GSI in writing of orders that must ship complete.
Quantity	For special orders, the customer agrees to a delivered quantity +/-10% at the per piece cost.
Blanket Order	At the end of the agreed term, the customer agrees to accept the open balance of the blanket order. Any deviation to this agreement must be in writing by GSI. If GSI agrees to a contract adjustment and where quantity discounts were applied, a change in quantity will affect the price per piece of the complete order. The customer accepts a back charge on any previously shipped quantity.
Payment	Invoices are payable within GSI established terms. Interest will be charge on overdue accounts at 1.5% per month, 18% per annum. Returned checks will incur a \$50 charge. Credit Card payments are due when the item ships. Credit card payments made after 30 days of invoice or later are subject to a 2.75% fee or 1.5% per month at the option of GSI.
Shipping	All freight and packing cost will be paid by the customer and shown separately on the invoice. Shipments will be insured at sale value and included in the shipping cost. A maximum 20% packing fee may be added at the discretion of GSI. Shipments are FOB Westfield Massachusetts.
Warranty	Products are covered by the original manufacturer warranty where applicable. Live Tool Holders are guaranteed by the manufacturer for a period of 12 months or 2000 hours whichever comes first to be free of material defect or poor workmanship. A copy of the manufacturer's full guaranty is available upon request. GSI warrants that its products are free of material defect or poor workmanship ("Defect") for a period of 12 months from delivery. In the event GSI receives written notice of an alleged defect within the warranty period, GSI has a reasonable opportunity to inspect the relevant product and GSI determines that there is a Defect, GSI will repair or replace the product at GSI's option. EXCEPT FOR THE WARRANTY SET FORTH IN THIS SECTION, GSI MAKES NO OTHER WARRANTIES, WHETHER BY STATUTE OR EXPRESS OR IMPLIED, INCLUDING ANY WARRANTIES OF MERCHANTABILITY OR FITNESS FOR A PARTICULAR PURPOSE, OR THAT THE DESIGN OF THE FINISHED PRODUCT WILL MEET CUSTOMER REQUIREMENTS. ALL OTHER WARRANTIES AS TO THE QUALITY, CONDITION, MERCHANTABILITY OR FITNESS FOR A PARTICULAR PURPOSE ARE HEREBY EXPRESSLY DISCLAIMED. THE REMEDIES SET FORTH IN THIS SECTION SHALL CONSTITUTE YOUR SOLE AND EXCLUSIVE REMEDIES, AND GSI'S SOLE AND EXCLUSIVE LIABILITY, IN CONNECTION WITH ANY WARRANTY CLAIM ARISING HEREUNDER.
Limitation of Liability	EXCEPT FOR ACTS OF GROSS NEGLIGENCE OR WILLFUL MISCONDUCT, TO THE MAXIMUM EXTENT PERMITTED BY LAW, NEITHER GSI, NOR ITS RESPECTIVE OFFICERS, DIRECTORS, EMPLOYEES, AND AGENTS SHALL BE LIABLE TO CUSTOMER FOR ANY INCIDENTAL, CONSEQUENTIAL, INDIRECT, SPECIAL, RELIANCE OR PUNITIVE DAMAGES OR LOST PROFITS OR OPPORTUNITIES, IRRESPECTIVE OF ANY NOTICE OR ACT CONSTITUTING NOTICE OF THE POSSIBILITY OF ANY SUCH CLAIM. THE AGGREGATE CUMULATIVE LIABILITY THAT GSI SHALL HAVE FOR ANY AND ALL CLAIMS ARISING IN CONNECTION WITH THIS PURCHASE, WHETHER BASED ON CONTRACT, TORT, STRICT OR PRODUCTS LIABILITY, WARRANTY, INFRINGEMENT OR OTHERWISE, SHALL NOT EXCEED ALL PAYMENTS MADE BY CUSTOMER AND RECEIVED BY GSI UNDER CUSTOMER'S ORDER.
Returns	We will replace or accept for return items that are not what was ordered or are found to be defective. Claims must be submitted within 30 days and will not be accepted without an approved GSI Return Authorization Form. Items must be returned in new condition and properly packaged. Returned items that are damaged, used or are missing parts may be refused for return or subject to repair charges and restocking fee. Items returned without cause will incur a \$25.00 process fee and or up to 20% restocking charge. No credit will be issued for items returned after 90 days. Special orders cannot be returned. Any credit due will be issued as a merchandise credit and applied towards future purchases.
Collection	In the event of non-payment within the terms, the customer will be responsible for all costs of collection including, but not limited to, attorneys' fees incurred by GSI in connection with any delinquent account.
Disputes	This Agreement and dispute arising from or related to this Agreement, the sale of goods or any other transactions between the parties shall be governed exclusively by Massachusetts law. Any court action by either party shall be brought exclusively in the appropriate state or federal court in Hampden County, Massachusetts. The customer hereby agrees to submit to the jurisdiction of such court.

I understand the terms and conditions set forth by Genevieve Swiss Industries, Inc. and agree to the conditions in whole as they are stated above in exchange for the goods and service rendered from Genevieve Swiss Industries, Inc. No amendment or modification of these terms and conditions is effective unless agreed to in writing by an officer of Genevieve Swiss Industries, Inc.



SIGNATURE SERIES TOOLING



DESIGNED & MANUFACTURED
TO THE HIGHEST STANDARD

www.genswiss.com

P: (413) 562-4800

F: (413) 562-4802

sales@genswiss.com

6 Old Stage Road, Westfield, MA, 01085 USA